



US00D759658S

(12) **United States Design Patent**
Lai et al.

(10) **Patent No.:** **US D759,658 S**
(45) **Date of Patent:** **** Jun. 21, 2016**

- (54) **CASE**
- (71) Applicant: **CATALYST LIFESTYLE LIMITED,**
North Point (CN)
- (72) Inventors: **June Lai,** Hong Kong (CN); **Joshua Wright,** Hong Kong (CN)
- (73) Assignee: **CATALYST LIFESTYLE LIMITED,**
North Point, Hong Kong (CN)

D696,234	S	12/2013	Wright	
D703,211	S *	4/2014	Weller	D14/440
D729,785	S *	5/2015	Magness	D14/250
D731,493	S *	6/2015	Mills	D14/440
D735,207	S *	7/2015	Dahlberg	D14/440
9,077,013	B2 *	7/2015	Huang	H01M 2/1022
D736,777	S *	8/2015	Rayner	D14/440
9,107,484	B2 *	8/2015	Chaney	A45C 11/00
9,123,935	B2 *	9/2015	Huang	H01M 10/46
2012/0118773	A1 *	5/2012	Rayner	G06F 1/1626 206/320
2013/0063004	A1 *	3/2013	Lai	G06F 1/1688 312/223.1

(**) Term: **14 Years**

* cited by examiner

(21) Appl. No.: **29/501,587**

Primary Examiner — Cynthia Underwood

(22) Filed: **Sep. 5, 2014**

(74) *Attorney, Agent, or Firm* — Dinsmore & Shohl LLP

(51) **LOC (10) Cl.** **14-02**

(52) **U.S. Cl.**
USPC **D14/440**

(58) **Field of Classification Search**
USPC D3/218, 215, 201, 294, 289, 900;
D14/432, 440, 454, 402; 428/40.1;
200/302.1
CPC ... G06F 1/1601; G06F 1/1626; G06F 1/1633;
G06F 1/1675; G06F 1/1679; G02F 1/1306;
G02F 1/133; G02F 1/133308; G02F 1/153;
G02F 1/1533; G02F 2001/133317; H04M
1/185; H04M 1/0252; H04B 1/3888; A45C
1/06; A45C 3/08

See application file for complete search history.

(56) **References Cited**

U.S. PATENT DOCUMENTS

D675,210	S *	1/2013	Kim	D14/439
D679,714	S *	4/2013	Smith	D14/440

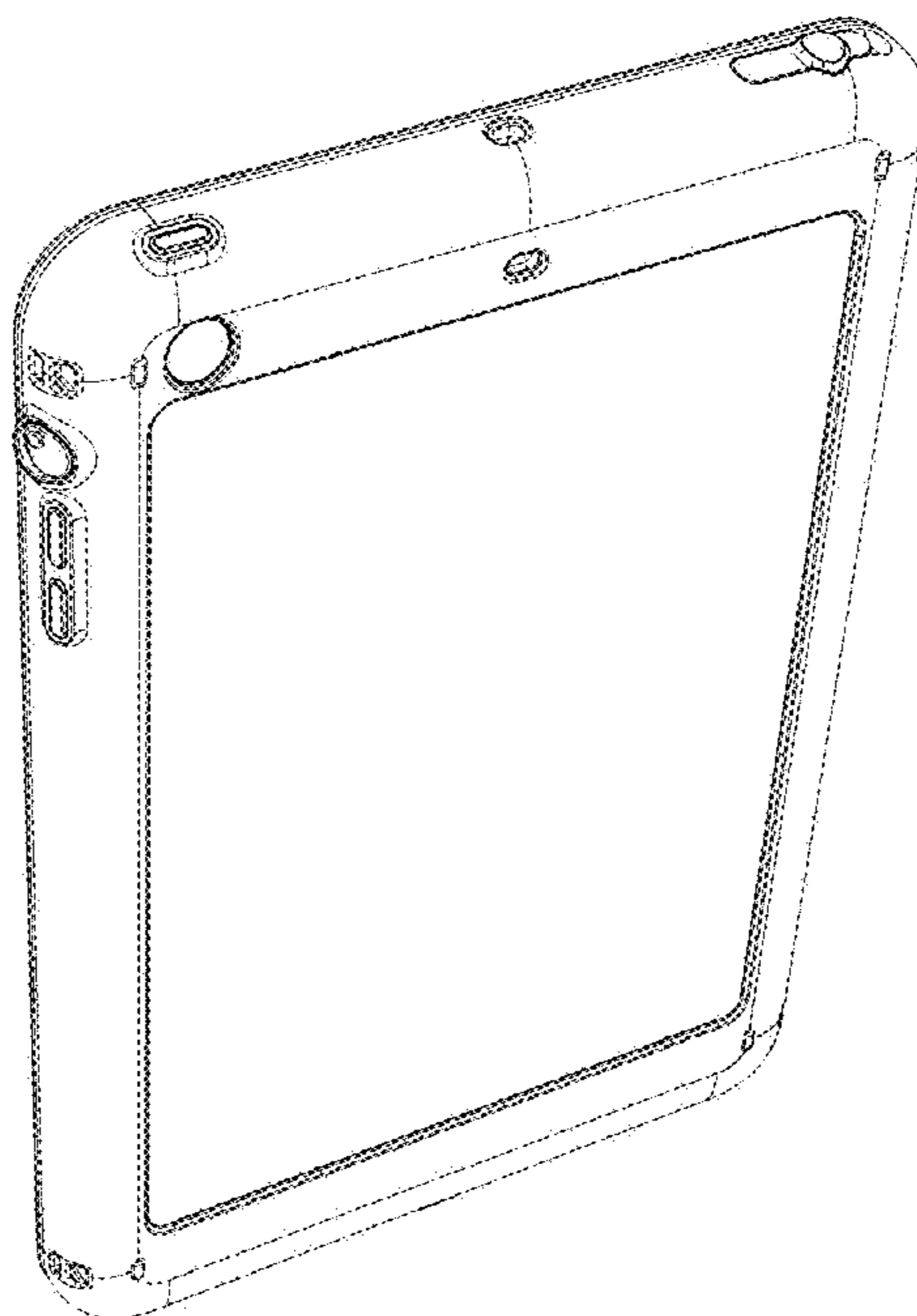
(57) **CLAIM**

The ornamental design for a case, as shown and described.

DESCRIPTION

FIG. 1 is a perspective view of a rear, a top and one side of the case;
 FIG. 2 is a planar view of the front of the case of FIG. 1 with the broken lines indicating the portion of the article that forms no part of the claimed design;
 FIG. 3 is a planar view of the bottom of the case of FIG. 1;
 FIG. 4 is a planar view of the opposite side of the case of FIG. 1;
 FIG. 5 is a planar view of the top of the case of FIG. 1;
 FIG. 6 is a planar view of the rear of the case of FIG. 1; and,
 FIG. 7 is a planar view of one side of the case of FIG. 1.

1 Claim, 3 Drawing Sheets






Fig. 1




FIG. 4




FIG. 2

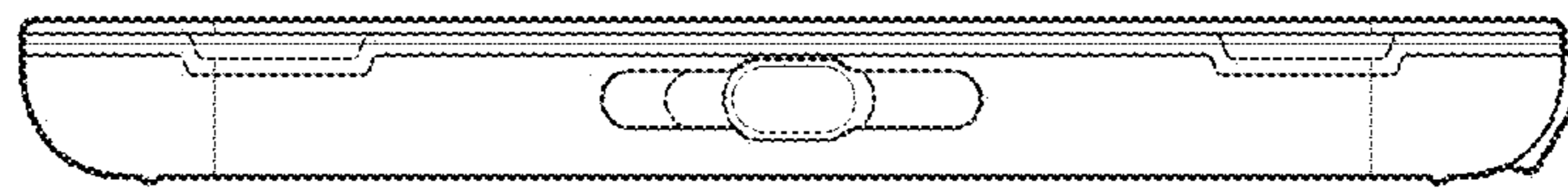


FIG. 3

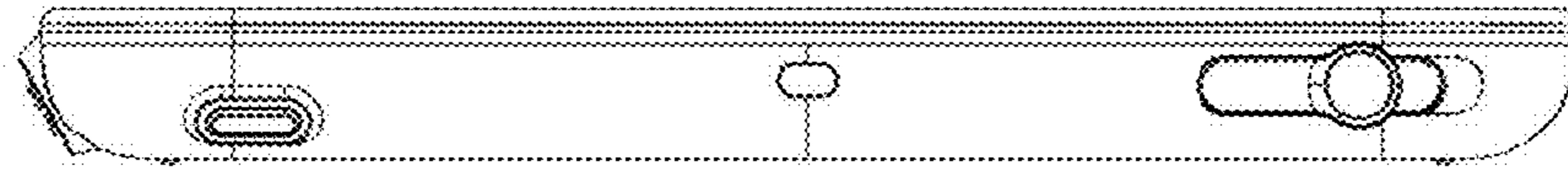


Fig. 5




Fig. 7




Fig. 6