



US00D759645S

(12) **United States Design Patent**
Penn

(10) **Patent No.:** **US D759,645 S**
(45) **Date of Patent:** **** Jun. 21, 2016**

(54) **SMART PHONE CASE WITH CAMERA**
BLOCK SLIDERS

(71) Applicant: **Kaseem George Penn**, Kissimmee, FL
(US)

(72) Inventor: **Kaseem George Penn**, Kissimmee, FL
(US)

(**) Term: **14 Years**

(21) Appl. No.: **29/524,202**

(22) Filed: **Apr. 17, 2015**

(51) **LOC (10) Cl.** **14-03**

(52) **U.S. Cl.**
USPC **D14/250**

(58) **Field of Classification Search**
USPC D14/238.1, 250, 440, 203.3–203.7, 217,
D14/240, 248, 251–253, 447, 496; D3/201,
D3/218, 247, 269, 273, 301, 303;
D13/103, 107–108, 119
CPC A45C 1/06; A45C 11/00; A45C 13/02;
A45C 2011/002; A45F 2005/026; A45F
2200/0525; A45F 2200/0516; H04B 1/3888;
H04M 1/0283; H04M 1/0202
See application file for complete search history.

(56) **References Cited**

U.S. PATENT DOCUMENTS

D622,716 S *	8/2010	Andre	D14/250
D623,180 S *	9/2010	Diebel	D14/250
D685,779 S *	7/2013	Schriefer	D14/250
D718,758 S *	12/2014	Jaffee	D14/250
D721,357 S *	1/2015	Johnson	D14/250
D723,535 S *	3/2015	Minn	D14/250
D740,268 S *	10/2015	O'Neill	D14/250
D745,507 S *	12/2015	Adami	D14/250
D749,555 S *	2/2016	Poon	D14/250
2012/0112031 A1 *	5/2012	Gormick	A45C 11/00 248/371
2013/0206614 A1 *	8/2013	O'Neill	H04B 1/3888 206/216
2014/0171150 A1 *	6/2014	Hurst	H04M 1/0264 455/556.1

2014/0227026 A1 *	8/2014	O'Neill	G03B 15/06 403/322.4
2014/0323186 A1 *	10/2014	Boosalis	G06F 1/1613 455/575.8
2015/0076187 A1 *	3/2015	Cohen	A45C 15/00 224/191
2015/0320167 A1 *	11/2015	Nguyen	A45C 11/00 224/191
2015/0374087 A1 *	12/2015	Lim	A45C 11/00 224/191
2015/0382495 A1 *	12/2015	Lim	H05K 5/03 206/523

* cited by examiner

Primary Examiner — Carla Jobe Wright

(74) *Attorney, Agent, or Firm* — Beusse, Wolter, Sanks & Maire, PLLC

(57) **CLAIM**

I claim the ornamental design for a smart phone case with camera block sliders, as shown and described.

DESCRIPTION

FIG. 1 is a front, bottom, left perspective view of the smart phone case with an environmental smart phone shown in broken lines within the case.

FIG. 2 is a rear, top, left perspective view of the smart phone case with an environmental smart phone shown in broken lines within the case.

FIG. 3 is a front elevation view of the smart phone case with an environmental smart phone shown in broken lines within the case.

FIG. 4 is a rear elevation view of the smart phone case with an environmental smart phone shown in broken lines within the case.

FIG. 5 is a left elevation view of the smart phone case with an environmental smart phone shown in broken lines within the case.



FIG. 6 is a right elevation view of the smart phone case with an environmental smart phone shown in broken lines within the case.

FIG. 7 is a bottom plan view of the smart phone case with an environmental smart phone shown in broken lines within the case; and,

FIG. 8 is a top plan view of the smart phone case with an environmental smart phone shown in broken lines within the case.

The broken lines depict an environmental smart phone that forms no part of the claimed design.

1 Claim, 6 Drawing Sheets






FIG. 1

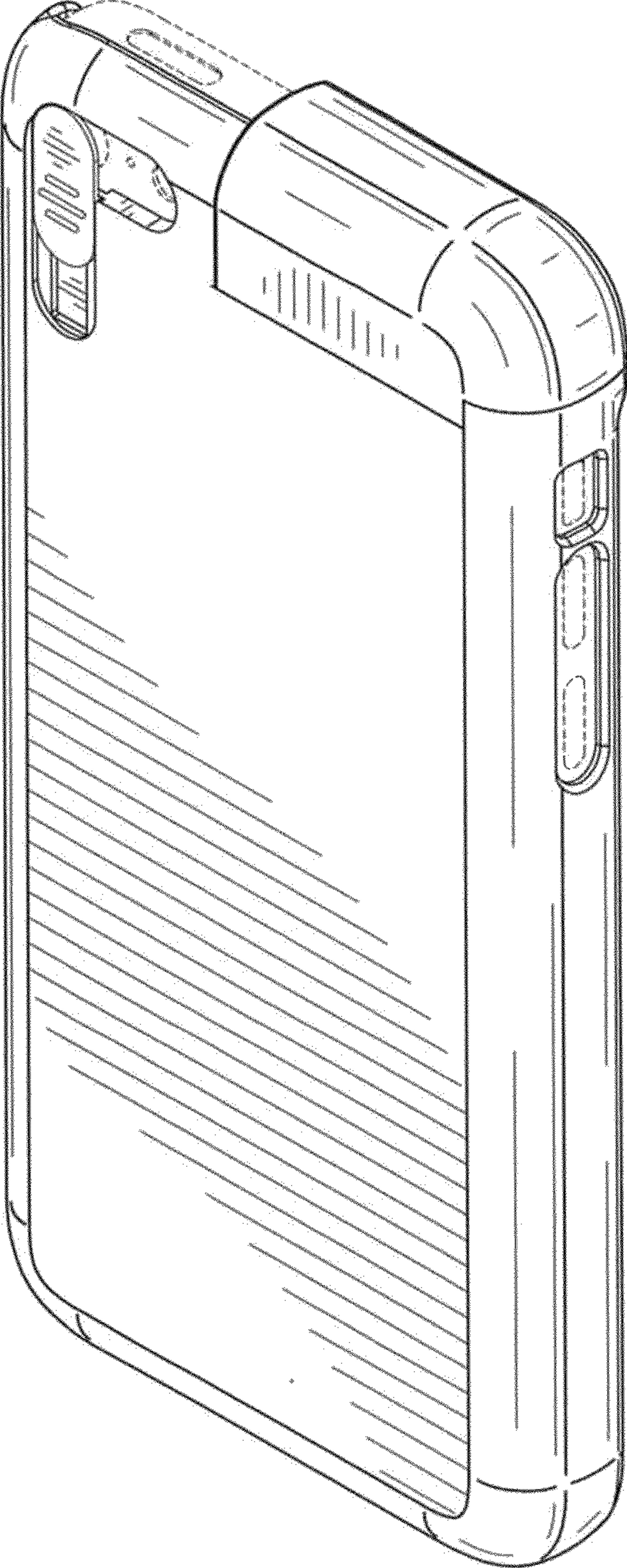


FIG. 2




FIG. 3




FIG. 4




FIG. 5




FIG. 6

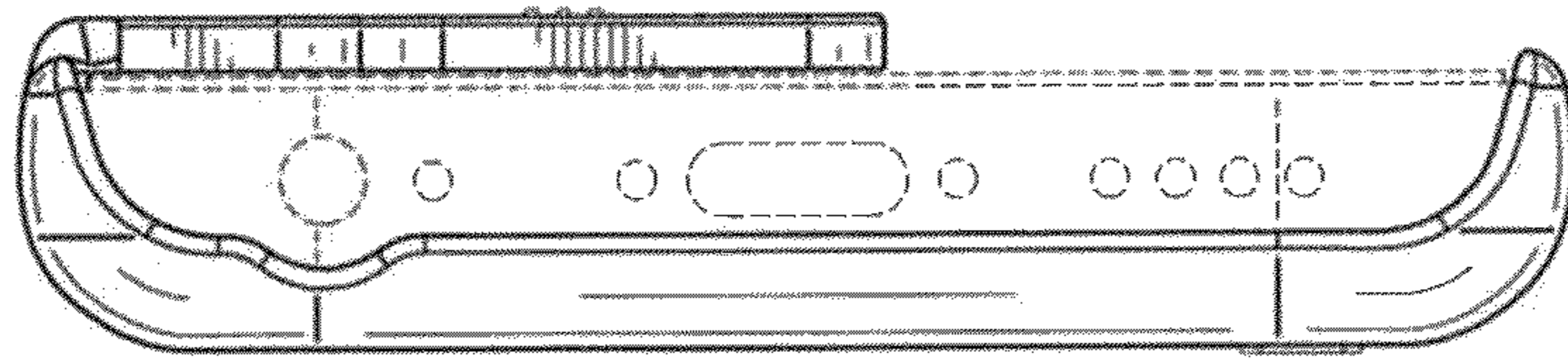


FIG. 7




FIG. 8