



US00D759627S

(12) **United States Design Patent**  
**McManigal et al.**

(10) **Patent No.:** **US D759,627 S**

(45) **Date of Patent:** **\*\* Jun. 21, 2016**

(54) **SATELLITE SPEAKER**

(71) Applicants: **Scott McManigal**, Irvine, CA (US);  
**Glen Kim**, Irvine, CA (US); **Wesley Millora**, Irvine, CA (US)

(72) Inventors: **Scott McManigal**, Irvine, CA (US);  
**Glen Kim**, Irvine, CA (US); **Wesley Millora**, Irvine, CA (US)

(73) Assignee: **Vizio Inc**, Irvine, CA (US)

(\*\*) Term: **14 Years**

(21) Appl. No.: **29/501,378**

(22) Filed: **Sep. 3, 2014**

(51) **LOC (10) Cl.** ..... **14-03**

(52) **U.S. Cl.**  
USPC ..... **D14/214**

(58) **Field of Classification Search**  
USPC ..... D14/167, 168, 170–172, 188, 194–196,  
D14/204, 207, 209.1, 210–216, 219, 221,  
D14/222, 224, 496; 181/143, 144, 147, 148,  
181/150, 153, 157, 198, 199; 381/300–303,  
381/306, 332, 333, 336, 345, 361–364,  
381/386–388; 369/6–12  
CPC .... B60R 11/0217; G06F 1/1688; H04M 1/03;  
H04M 1/035; H04R 1/02; H04R 1/06; H04R  
1/021; H04R 1/025; H04R 1/026; H04R  
1/028; H04R 1/105; H04R 1/323; H04R  
1/403; H04R 1/2803; H04R 1/2834; H04R  
5/02; H04R 7/20; H04R 9/06; H04R 9/025;  
H04R 2201/021; H04R 2400/00; H04R  
2400/07; H04R 2499/11; H04R 2499/13;  
H04R 2499/15; H04S 3/00; H04S 7/30

See application file for complete search history.

(56) **References Cited**

U.S. PATENT DOCUMENTS

D482,676 S	*	11/2003	Martikainen	.....	D14/215
D555,634 S	*	11/2007	Kim	.....	D14/214
D555,635 S	*	11/2007	Kim	.....	D14/214
D638,401 S	*	5/2011	Woo	.....	D14/214
D671,527 S	*	11/2012	Lee	.....	D14/214
D673,933 S	*	1/2013	McManigal	.....	D14/204
D710,327 S	*	8/2014	McManigal	.....	D14/214

\* cited by examiner

*Primary Examiner* — Keli L Hill

(74) *Attorney, Agent, or Firm* — Law Office of Scott C Harris, Inc

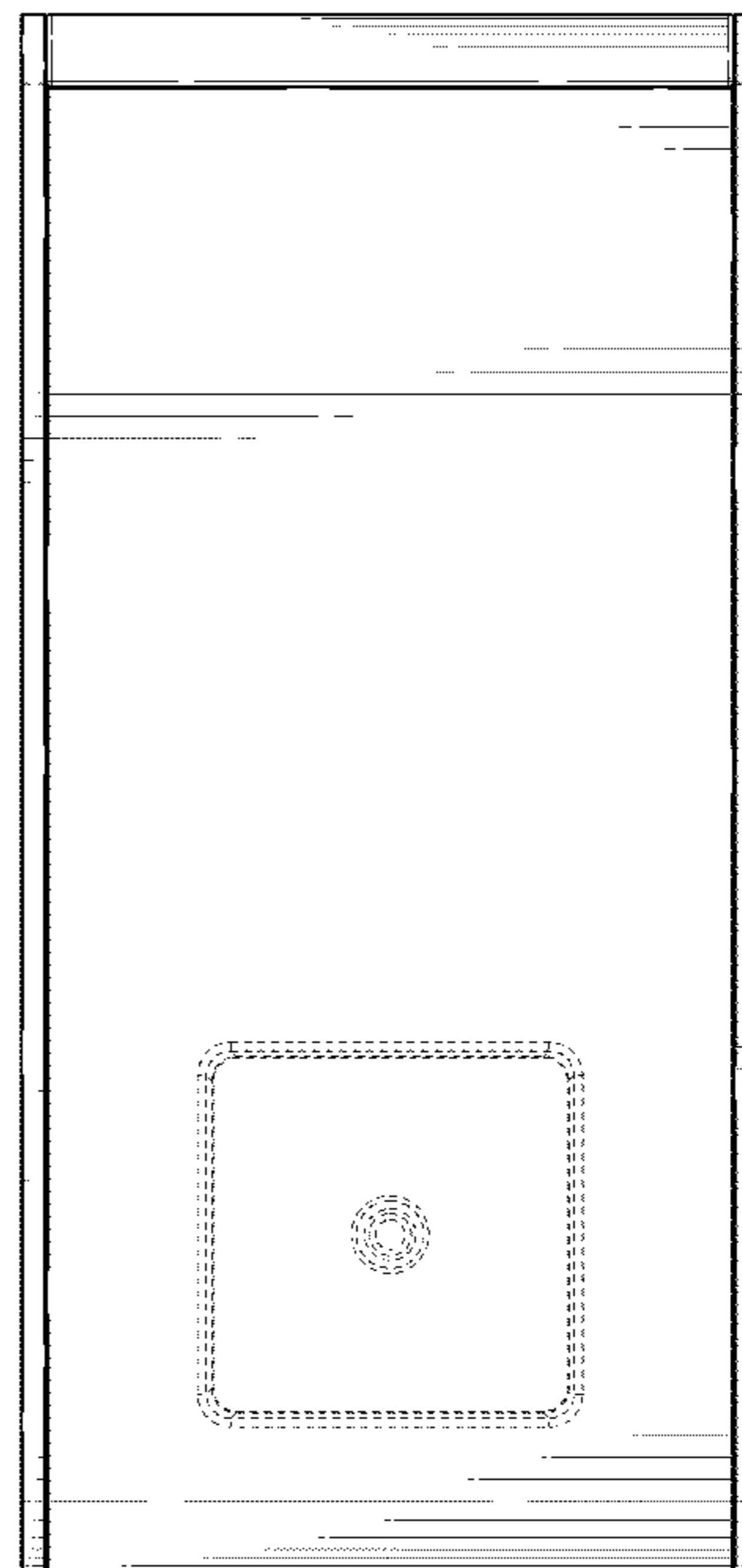
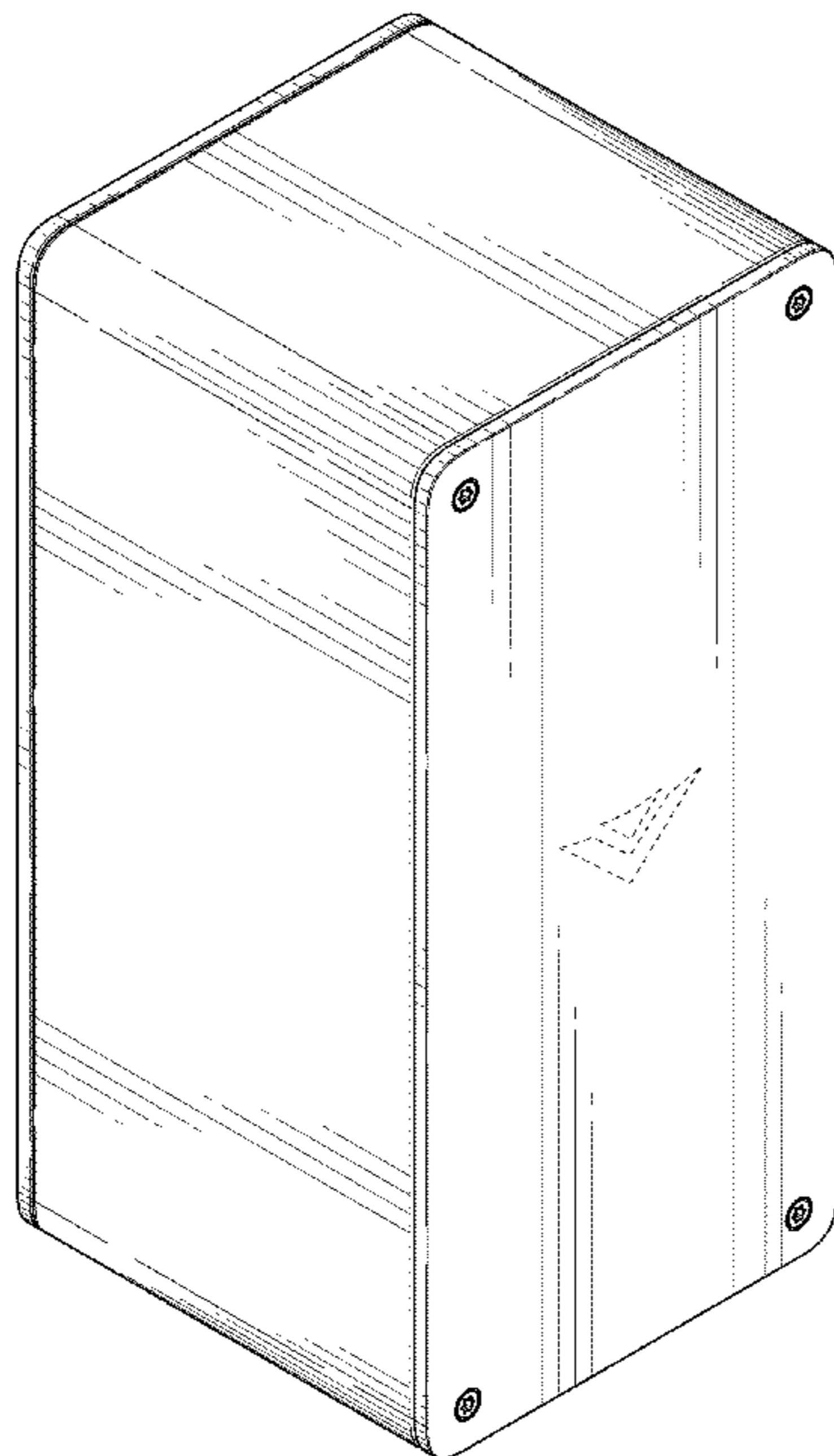
(57) **CLAIM**

We claim the ornamental design for a satellite speaker, as shown and described.

**DESCRIPTION**

FIG. 1 is a front, top and side perspective view of a satellite speaker, embodying our new design.  
FIG. 2 shows a front view of the satellite speaker;  
FIG. 3 shows a rear view of the satellite speaker;  
FIG. 4 shows a first side view of the satellite speaker;  
FIG. 5 shows a second side view of the satellite speaker;  
FIG. 6 shows a top view of the satellite speaker; and,  
FIG. 7 shows a bottom view of the satellite speaker.  
The broken lines shown are included for the purpose of illustrating portions of the satellite speaker that form no part of the claim.

**1 Claim, 6 Drawing Sheets**



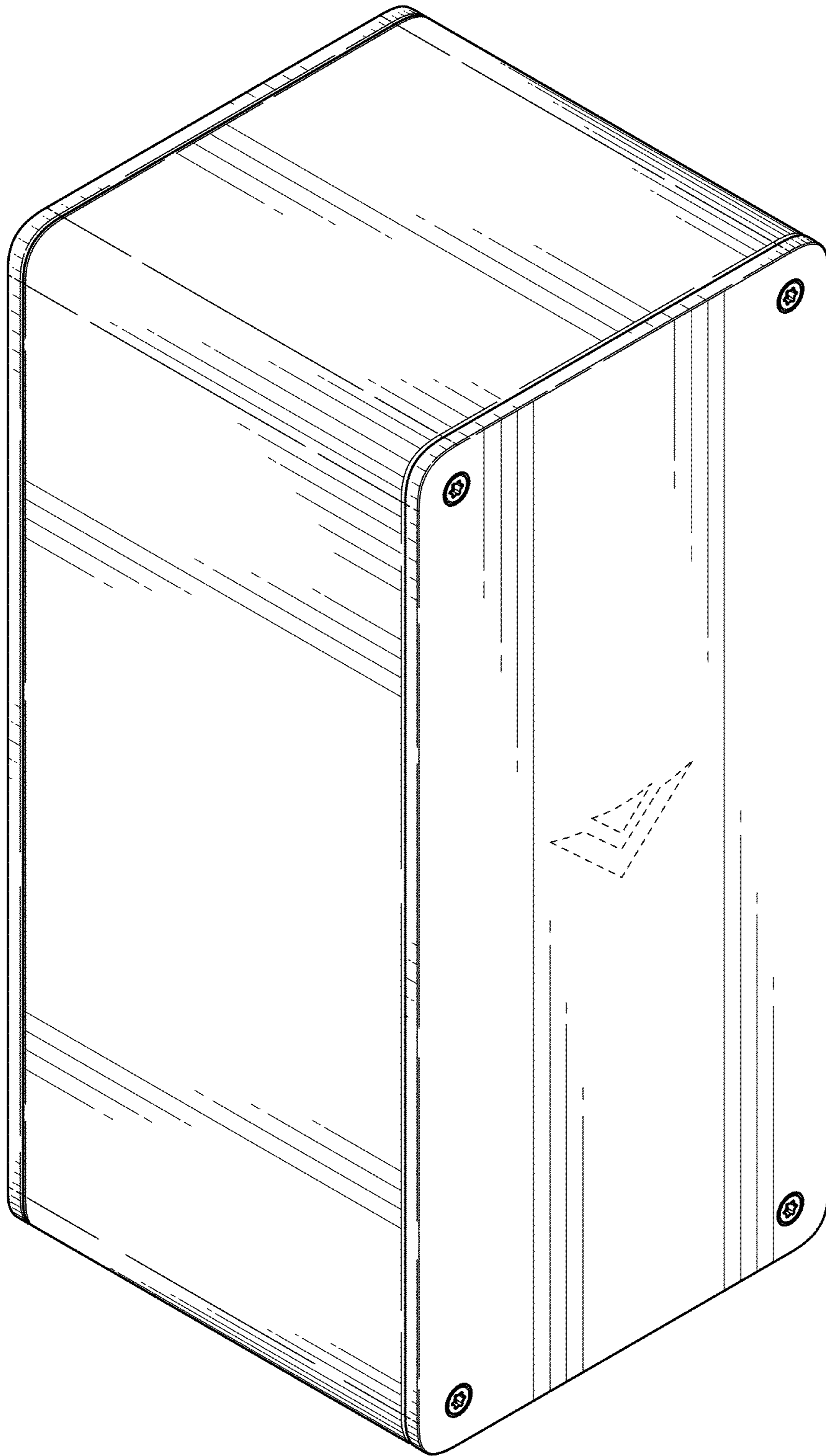


FIG. 1




FIG. 2

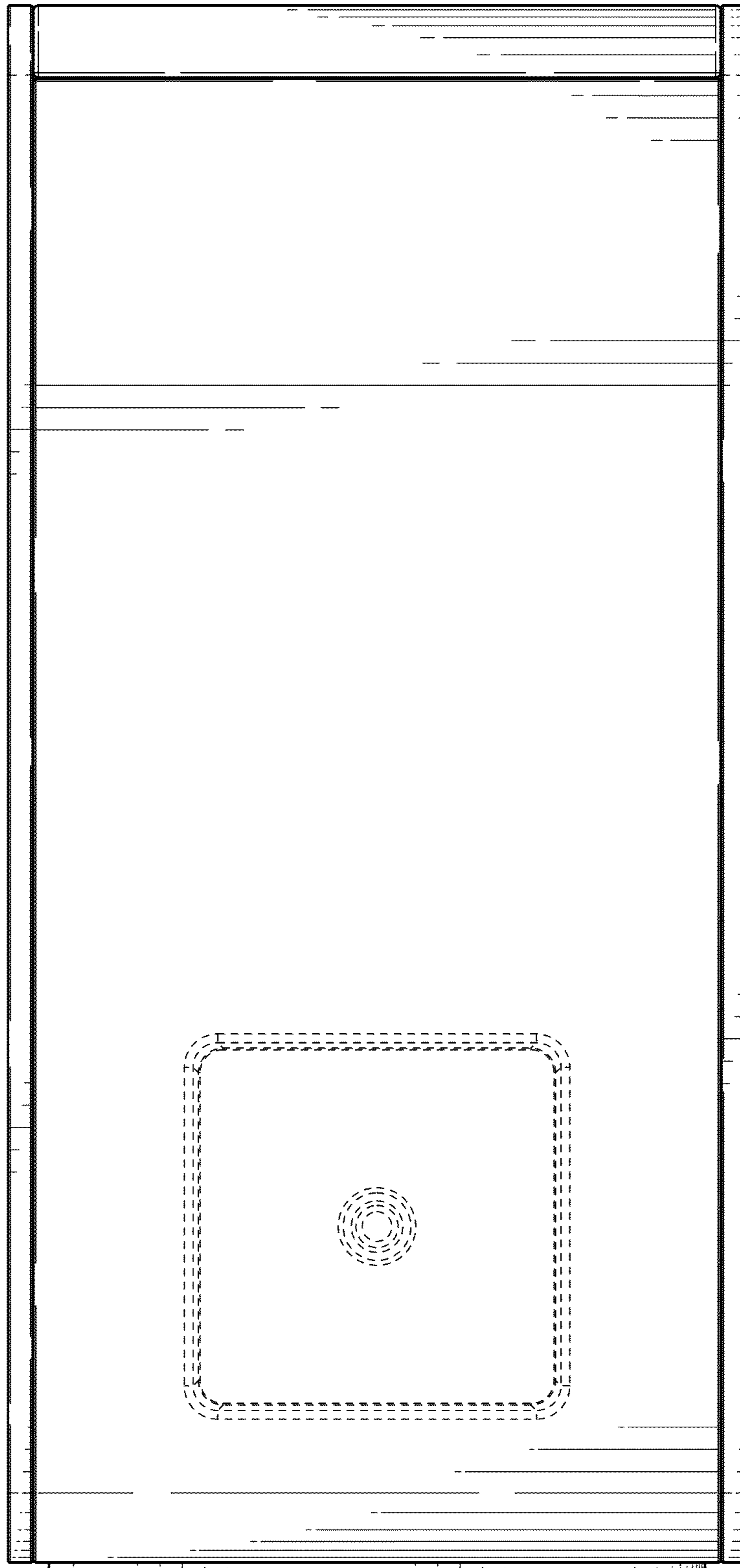


FIG. 3




FIG. 4

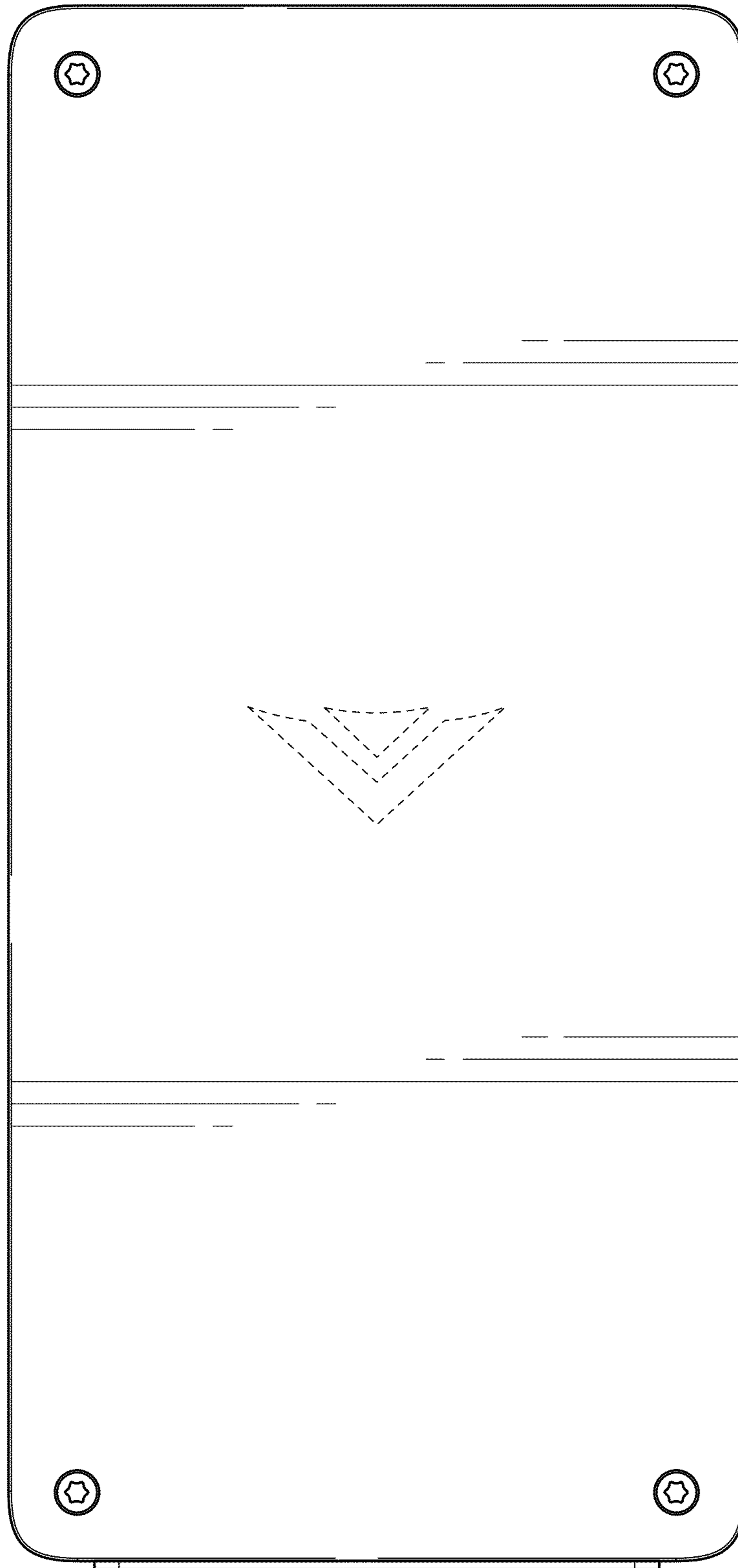


FIG. 5




FIG. 6




FIG. 7