



US00D759623S

(12) **United States Design Patent**
Dahlberg

(10) **Patent No.:** **US D759,623 S**
(45) **Date of Patent:** **** Jun. 21, 2016**

(54) **COMMUNICATIONS EQUIPMENT**

(71) Applicant: **Sony Mobile Communications AB,**
Lund (SE)

(72) Inventor: **Staffan Dahlberg, Oxie (SE)**

(73) Assignee: **Sony Mobile Communications AB,**
Lund (SE)

(**) Term: **14 Years**

(21) Appl. No.: **29/508,840**

(22) Filed: **Nov. 12, 2014**

(30) **Foreign Application Priority Data**

Jul. 30, 2014 (EM) 002511378

(51) **LOC (10) Cl.** **14-03**

(52) **U.S. Cl.**
USPC **D14/138 R; D10/30; D14/344**

(58) **Field of Classification Search**
USPC D14/140, 137, 138 R, 138 AB, 139, 155,
D14/191, 192, 203.1, 203.3, 203.4, 203.5,
D14/203.7, 248, 226, 218, 144, 240, 344,
D14/440, 341, 346, 448, 450, 496;
D10/30-39, 70, 65, 78, 104.1, 104.2,
D10/125; D11/3-5, 12, 19, 25; D13/168;
D8/354, 366, 402, 499; D3/215;
D15/199; 381/364, 151; 379/433.1;
455/575.1, 556.1, 556.2, 558, 575.3,
455/575.4, 575.6, 90.3; 368/10, 13, 69,
368/223; D21/329; D24/167
CPC H04B 1/03; H04B 1/385; G04G 17/083
See application file for complete search history.

(56) **References Cited**

U.S. PATENT DOCUMENTS

D320,212 S * 9/1991 Someya D13/184
D355,132 S 2/1995 Williams
D361,042 S * 8/1995 Nanayakkara D10/30

D383,985 S 9/1997 Davenport
D435,911 S 1/2001 Yeager
D449,008 S 10/2001 Sargent
D528,441 S * 9/2006 Burton D10/38
D528,928 S * 9/2006 Burton D10/38

(Continued)

FOREIGN PATENT DOCUMENTS

CN 301451939 S 1/2011
CN 301551807 S 5/2011

(Continued)

OTHER PUBLICATIONS

Is the Moto 360 actually that Different(Alex Angove).whistleout.com (online)9 pgs. Published Sep. 8, 2014 [retrieved on Nov. 24, 2015]. Retrieved from Internet: http://www.whistleout.com/CellPhones/News/Moto-360-vs-Smartwatch-3.*

(Continued)

Primary Examiner — Susan Bennett Hattan
Assistant Examiner — Marie Fast Horse
(74) *Attorney, Agent, or Firm* — Renner, Otto, Boisselle & Sklar, LLP

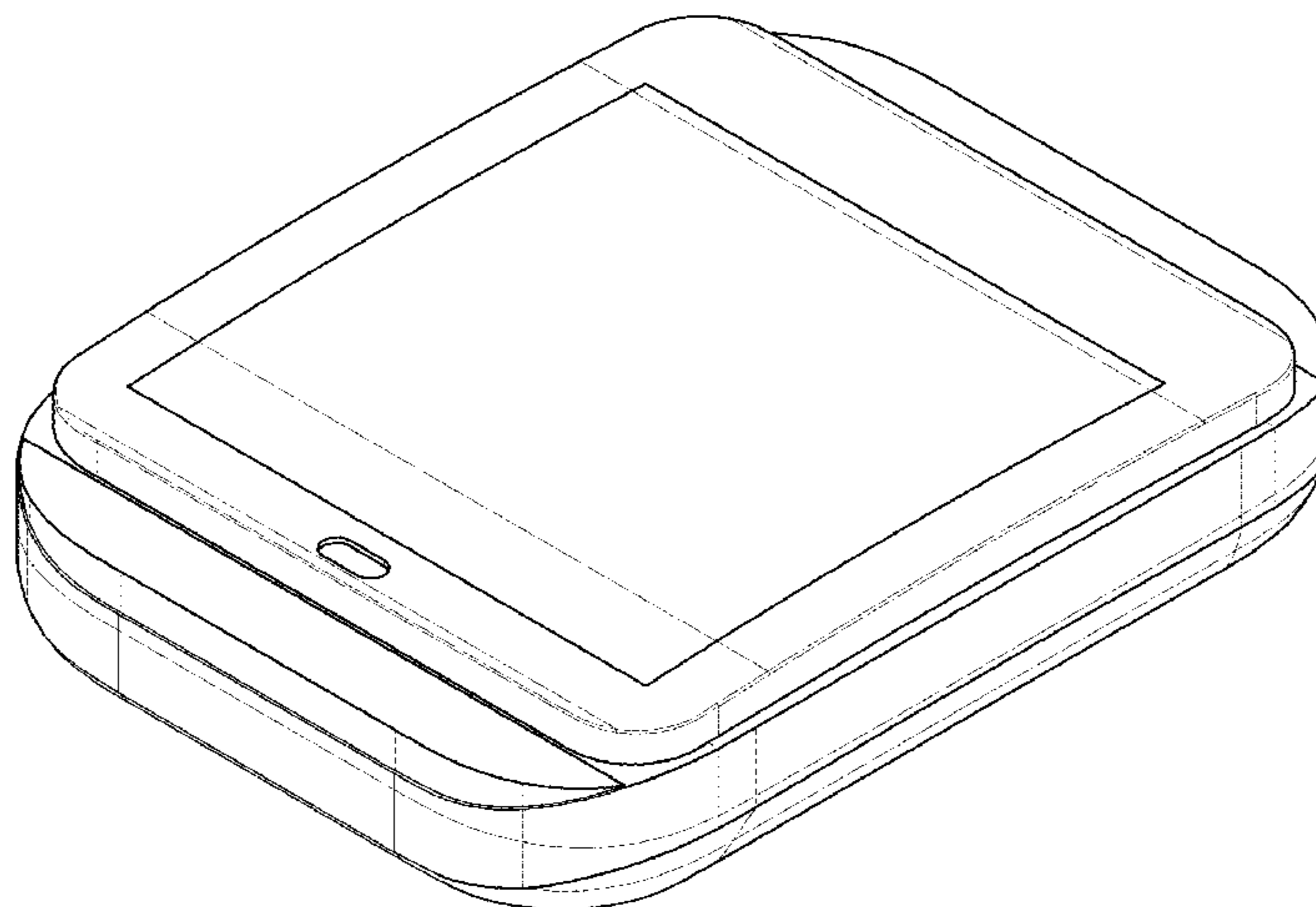
(57) **CLAIM**

The ornamental design for communications equipment, as shown and described.

DESCRIPTION

FIG. 1 is a perspective view of communications equipment showing my new design.
FIG. 2 is a front view thereof.
FIG. 3 is a rear view thereof.
FIG. 4 is a right side view thereof.
FIG. 5 is a left side view thereof.
FIG. 6 is a top view thereof; and,
FIG. 7 is a bottom view thereof.

1 Claim, 7 Drawing Sheets



(56)

References Cited

U.S. PATENT DOCUMENTS

D529,017 S * 9/2006 Kim D14/138 G
 D542,157 S 5/2007 Lafever et al.
 D553,512 S 10/2007 Tang
 D564,904 S 3/2008 Leung
 D576,501 S 9/2008 Tang
 D580,803 S * 11/2008 Whittaker D10/65
 D589,374 S 3/2009 Tang
 D597,858 S 8/2009 Reynoso
 D598,301 S 8/2009 Moritz
 7,618,260 B2 * 11/2009 Daniel A44C 5/0007
 24/311
 D617,663 S * 6/2010 Jarvis D10/38
 D645,360 S 9/2011 Kiser et al.
 D648,298 S * 11/2011 Pierce D14/138 G
 D650,706 S 12/2011 Zanella et al.
 D664,046 S 7/2012 Claessens
 D667,126 S * 9/2012 Cho D24/186
 8,289,162 B2 * 10/2012 Mooring G06F 1/163
 340/407.1
 D672,255 S 12/2012 Zanella et al.
 D714,288 S * 9/2014 Aumiller D14/344
 D719,123 S * 12/2014 Park D10/38
 D720,074 S * 12/2014 Suvilaakso D24/167
 D720,510 S * 12/2014 Shin D32/21
 D720,511 S * 12/2014 Shin D32/21
 D722,962 S * 2/2015 Kim D13/108
 D724,047 S * 3/2015 Kim D10/38
 D724,556 S * 3/2015 Choi D10/32
 D726,052 S * 4/2015 Henning D10/70
 D726,680 S * 4/2015 Kim D10/37
 D728,624 S * 5/2015 Akana D14/496
 D729,237 S * 5/2015 Fagnot D14/344
 D729,653 S * 5/2015 Nuovo D10/103
 D729,670 S * 5/2015 Nuovo D10/103
 D729,681 S * 5/2015 Lee D11/3
 D730,210 S * 5/2015 Song D10/103
 D731,482 S * 6/2015 Song D14/344
 D732,022 S * 6/2015 Song D14/344
 D734,327 S * 7/2015 Song D10/38
 D734,330 S * 7/2015 Huang D14/344
 D735,191 S * 7/2015 Song D10/38
 D736,652 S * 8/2015 Isaacs D10/32
 D738,236 S * 9/2015 Song D10/30
 D738,237 S * 9/2015 Song D10/30
 D741,726 S * 10/2015 Akana D10/30
 D743,820 S * 11/2015 Song D10/30
 2009/0156272 A1 * 6/2009 Ohuchi H04B 1/385
 455/575.1
 2010/0112964 A1 * 5/2010 Yi G04G 21/04
 455/90.3
 2013/0001263 A1 * 1/2013 Kai A44C 5/0007
 224/219
 2014/0073486 A1 * 3/2014 Ahmed A61B 5/02405
 482/9
 2015/0131216 A1 * 5/2015 Huang H02J 7/0045
 361/679.03

FOREIGN PATENT DOCUMENTS

CN 301574073 S 6/2011
 CN 301678099 S 9/2011
 CN 301693195 S 10/2011
 CN 301913056 S 5/2012
 CN 301953144 S 6/2012
 CN 302091178 S 9/2012
 CN 302422368 S 5/2013
 CN 302510735 S 7/2013
 CN 302630751 S 11/2013
 CN 302679564 S 12/2013
 CN 302702132 S 1/2014
 CN 302735045 S 2/2014
 CN 302753168 S 3/2014
 JP D1123618 S 10/2001
 JP D1337427 S 8/2008
 JP D1350052 S 2/2009
 JP D1350053 S 2/2009
 JP D1365295 S 7/2009
 JP D1422620 S 9/2011
 JP D1462747 S 2/2013
 KR 30-0733328 S 3/2014
 TW D160420 S 5/2014

OTHER PUBLICATIONS

Search Report from corresponding Japanese Application No. D13093 dated Apr. 22, 2014.
 <<http://japanese.engadget.com/2013/06/25/smartwatch-2-nfc>>, [retrieved online Jan. 15, 2015].
 <<http://www.roomie.jp/2013/12/123914>>, [retrieved online Jan. 15, 2015].
 <http://www.gizmodo.jp/2013/07/17_7.html>, [retrieved online Jan. 15, 2015].
 <http://www.gizmodo.jp/2013/09/galaxy_gear_2.html>, [retrieved online Jan. 15, 2015].
 <<http://taisy0.com/2012/12/24/12760.html>>, [retrieved online Jan. 15, 2015].
 <<http://www.gizmodo.jp/2013/12/2014fuelband.html>>, [retrieved online Jan. 15, 2015].
 <<http://u-note.me/note/47486777>>, [retrieved online Jan. 15, 2015].
 <<http://blog.livedoor.jp/itsoku/archives/29839588.html>>, [retrieved online Jan. 15, 2015].
 <<https://weekly.ascii.jp/elem/000/000/177/177265>>, [retrieved online Jan. 15, 2015].
 <<http://www.lasical.com/2013/04/28/34293>>, [retrieved online Jan. 15, 2015].
 <<http://onewmaru.com/?p=16432>>, [retrieved online Jan. 15, 2015].
 <<http://itstrike.biz/sumsung/9033>>, [retrieved online Jan. 15, 2015].
 <<http://j.people.com.cn/95952/8381010.html>>, [retrieved online Jan. 15, 2015].
 <<http://chaimaga.com/archives/213>>, [retrieved online Jan. 15, 2015].
 English translation of Search Report from corresponding ROC (Taiwan) Design Patent Application No. 103306172 dated Jan. 9, 2015.

* cited by examiner

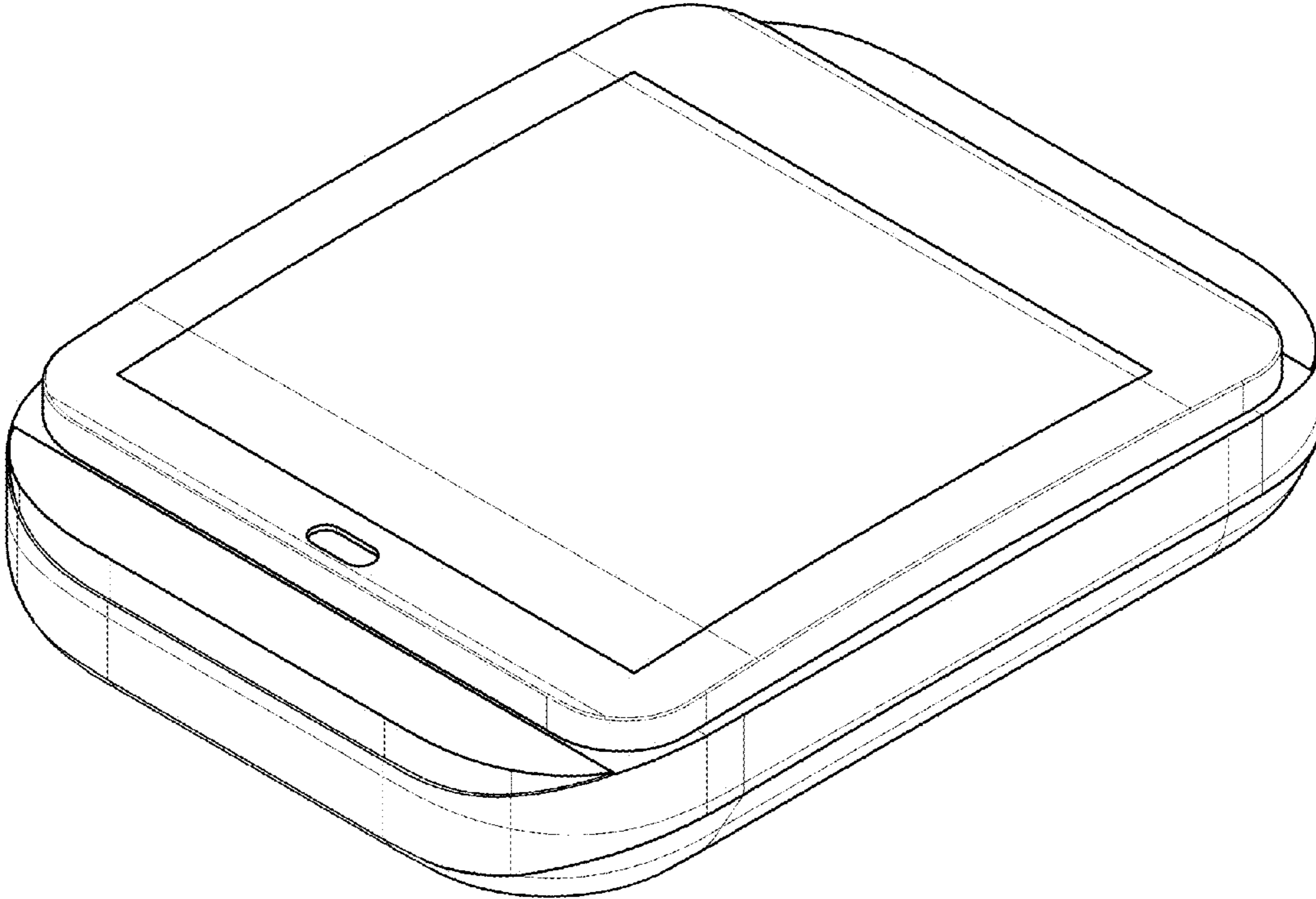


FIG. 1

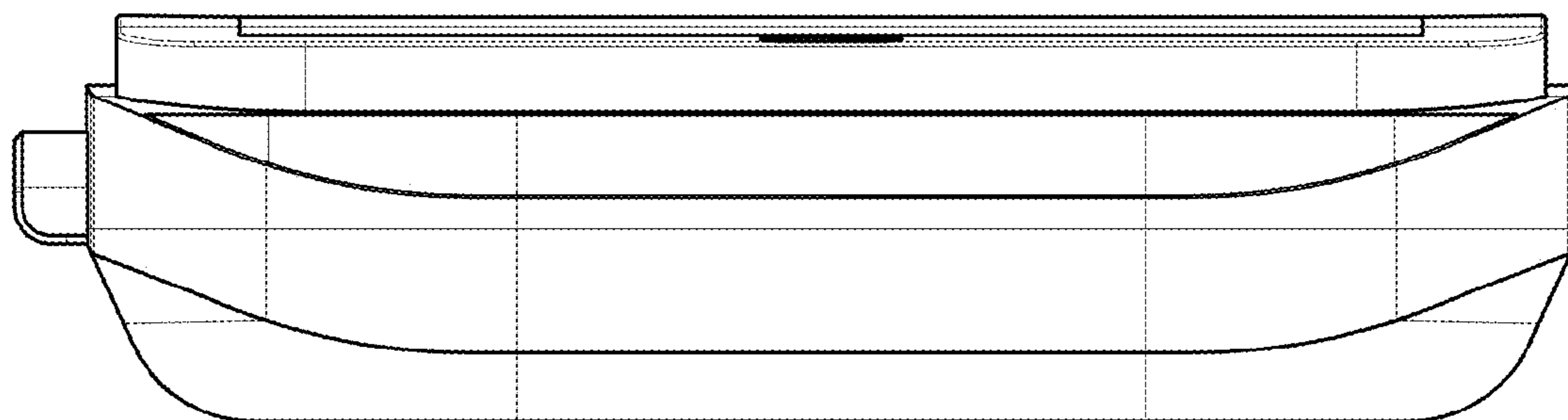


FIG. 2

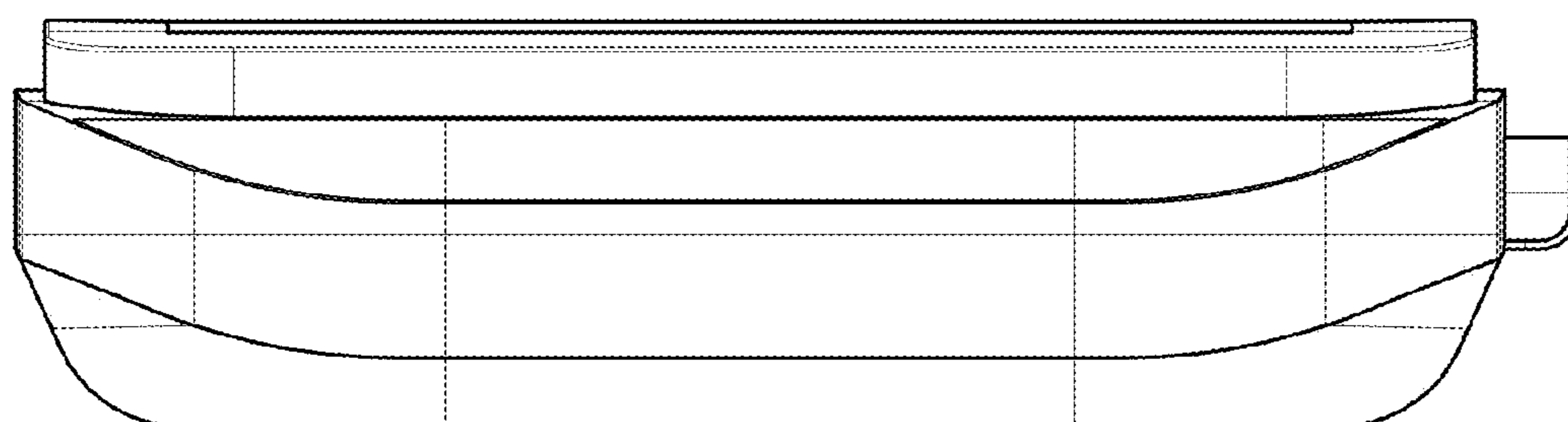


FIG. 3

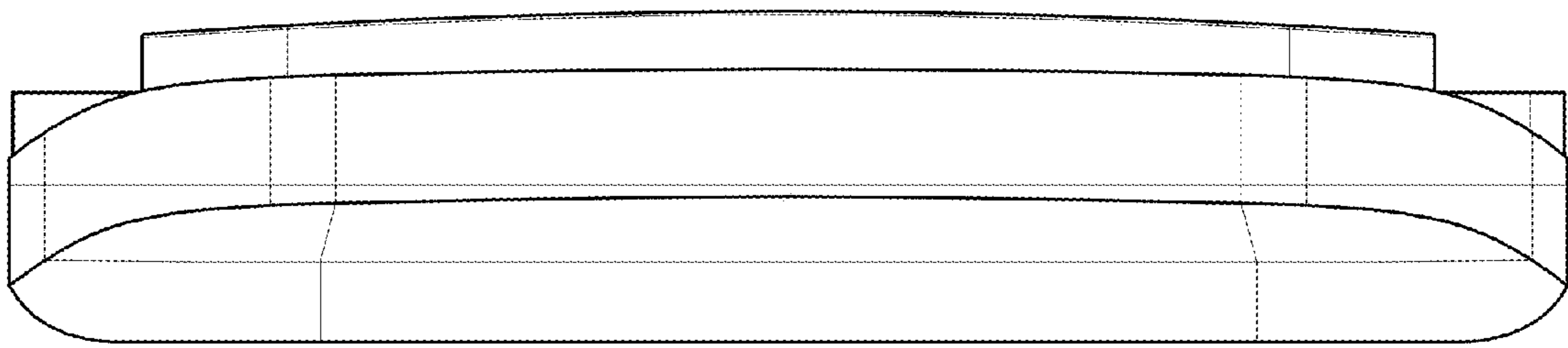


FIG. 4

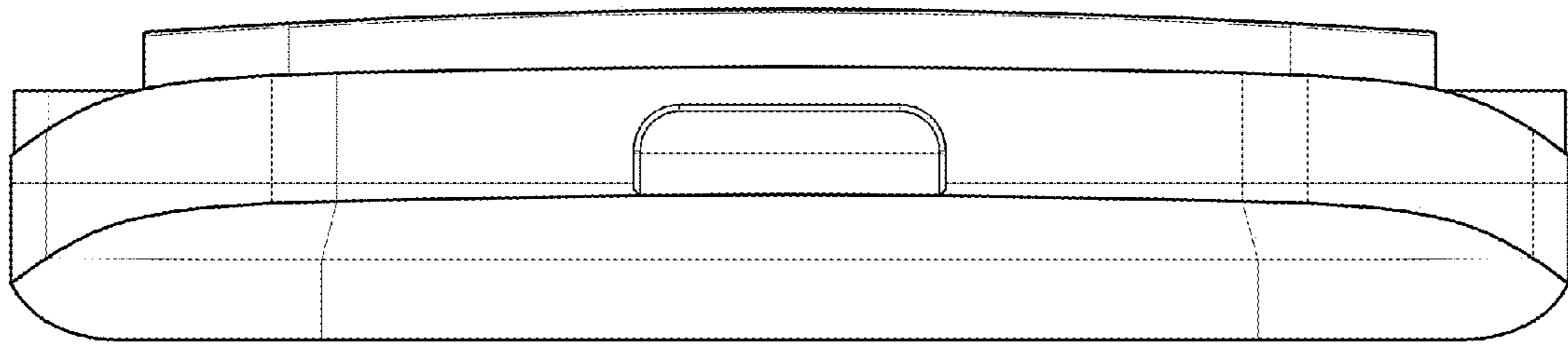


FIG. 5

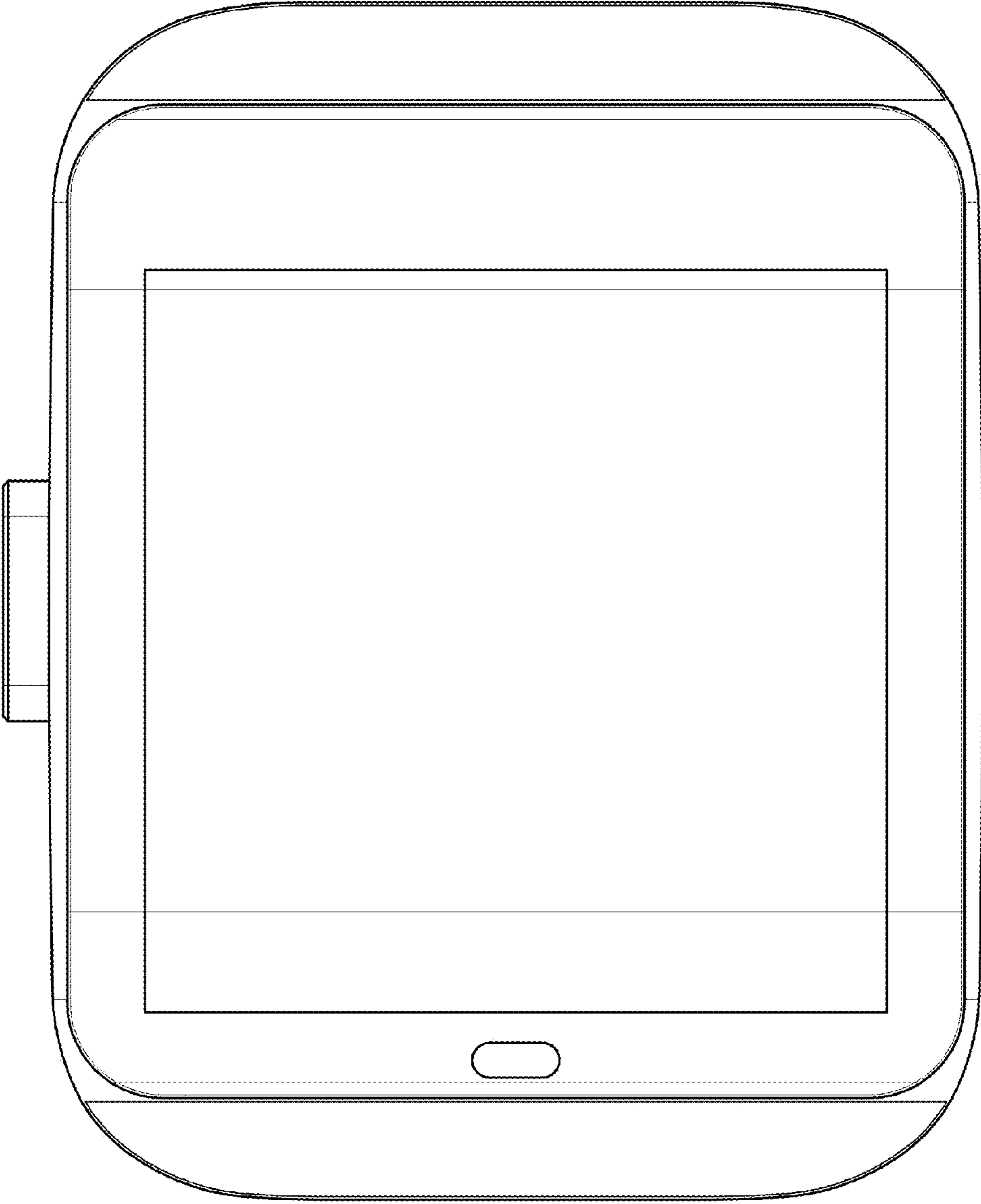


FIG. 6

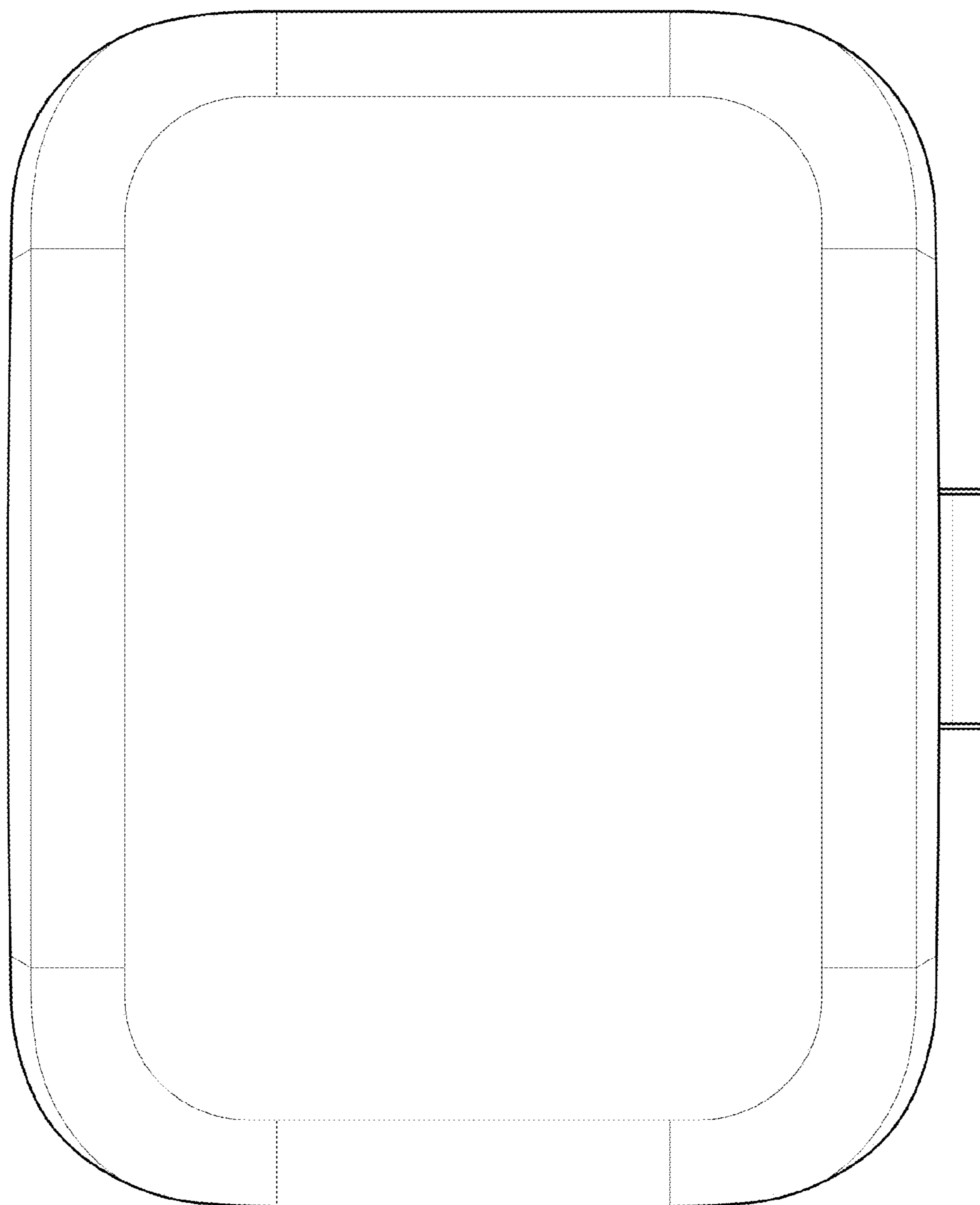


FIG. 7