

US00D759614S

(12) **United States Design Patent**
Lee

(10) **Patent No.:** **US D759,614 S**
(45) **Date of Patent:** **** Jun. 21, 2016**

(54) **TV RECEIVER**

(71) Applicant: **LG ELECTRONICS INC.**, Seoul (KR)

(72) Inventor: **Yongsok Lee**, Seoul (KR)

(73) Assignee: **LG ELECTRONICS INC.**, Seoul (KR)

(**) Term: **15 Years**

(21) Appl. No.: **29/529,234**

(22) Filed: **Jun. 4, 2015**

(30) **Foreign Application Priority Data**

Dec. 5, 2014 (KR) 30-2014-0059306

(51) **LOC (10) Cl.** **14-03**

(52) **U.S. Cl.**
USPC **D14/126**

(58) **Field of Classification Search**

USPC D14/125-134, 239, 371, 136, 374-377,
D14/440, 450, 448, 336, 342, 159; 312/7.2;
348/836, 838, 180, 184, 325, 739;
248/917-924, 465; 345/104, 133, 156,
345/168, 87, 173; D21/329, 515, 577, 622,
D21/333, 433, 448, 452, 450, 331, 505;
D10/15, 26; 446/484, 175, 356;
D6/477, 479, 300; D20/10, 19, 39
CPC ... G06F 1/1601; G06F 1/1643; H05K 5/0004;
H05K 5/0017; H05K 5/02; H05K 5/0217;
H04N 13/0459

See application file for complete search history.

(56) **References Cited**

U.S. PATENT DOCUMENTS

D436,629 S *	1/2001	Fawkes	D14/128
D490,063 S *	5/2004	Miller	D14/126
D571,322 S *	6/2008	Lin	D14/126
D616,404 S *	5/2010	Roed	D14/126
D628,176 S *	11/2010	Chien	D14/126
D692,844 S *	11/2013	Seong	D14/126
D718,263 S *	11/2014	Kim	D14/126

* cited by examiner

Primary Examiner — Raphael Barkai

(74) *Attorney, Agent, or Firm* — Birch, Stewart, Kolasch & Birch, LLP

(57) **CLAIM**

The ornamental design for a TV receiver, as shown and described.

DESCRIPTION

FIG. 1 is a front, right side, perspective view of a TV receiver showing my new design;
FIG. 2 is a front view thereof;
FIG. 3 is a rear view thereof;
FIG. 4 is a left side view thereof;
FIG. 5 is a right side view thereof;
FIG. 6 is a top view thereof;
FIG. 7 is a bottom view thereof; and,
FIG. 8 is a rear, right side, perspective view thereof.
The broken lines indicate unclaimed portion of the article that form no part of the claimed design.

1 Claim, 6 Drawing Sheets

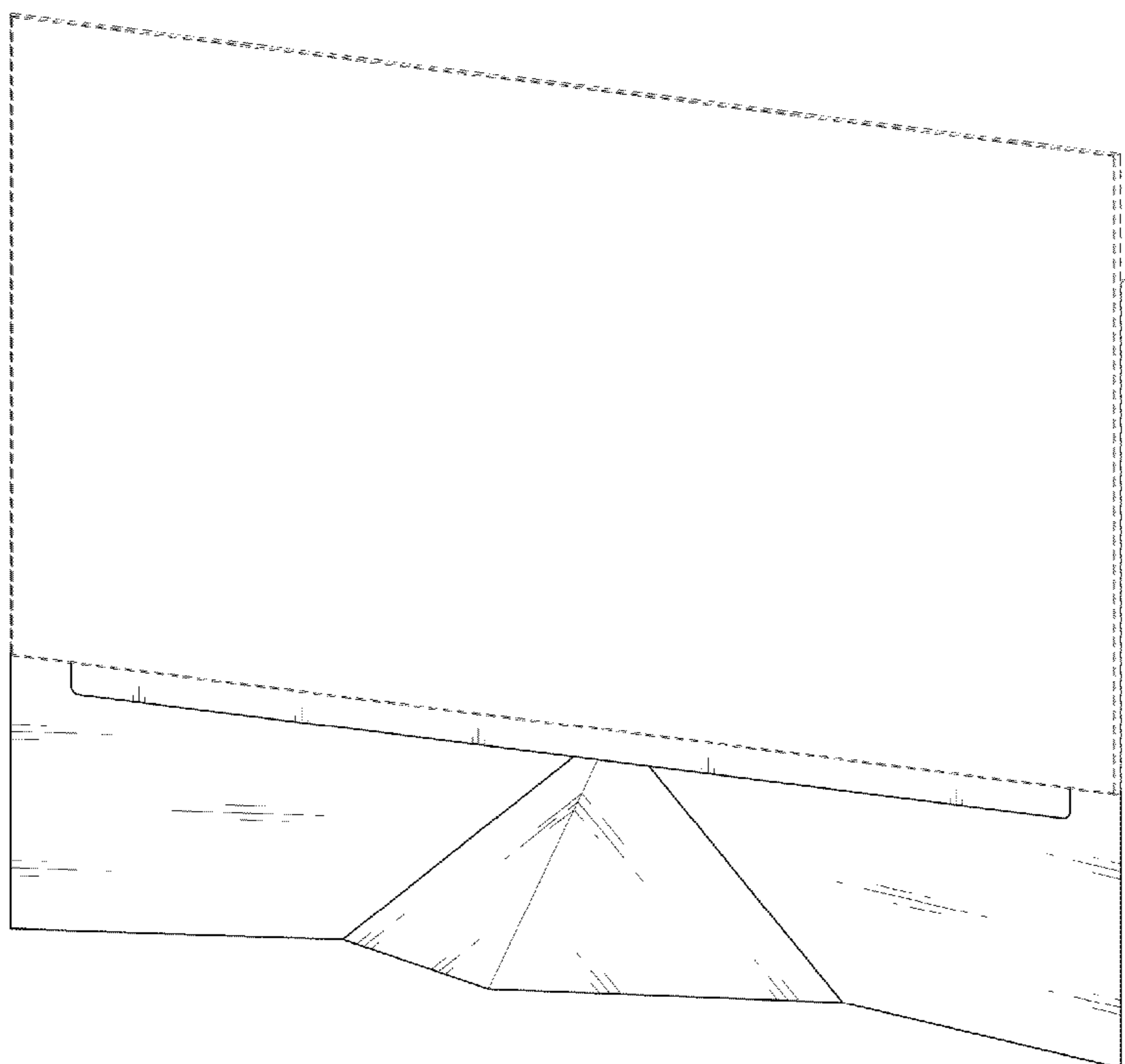


FIG. 1




FIG. 2

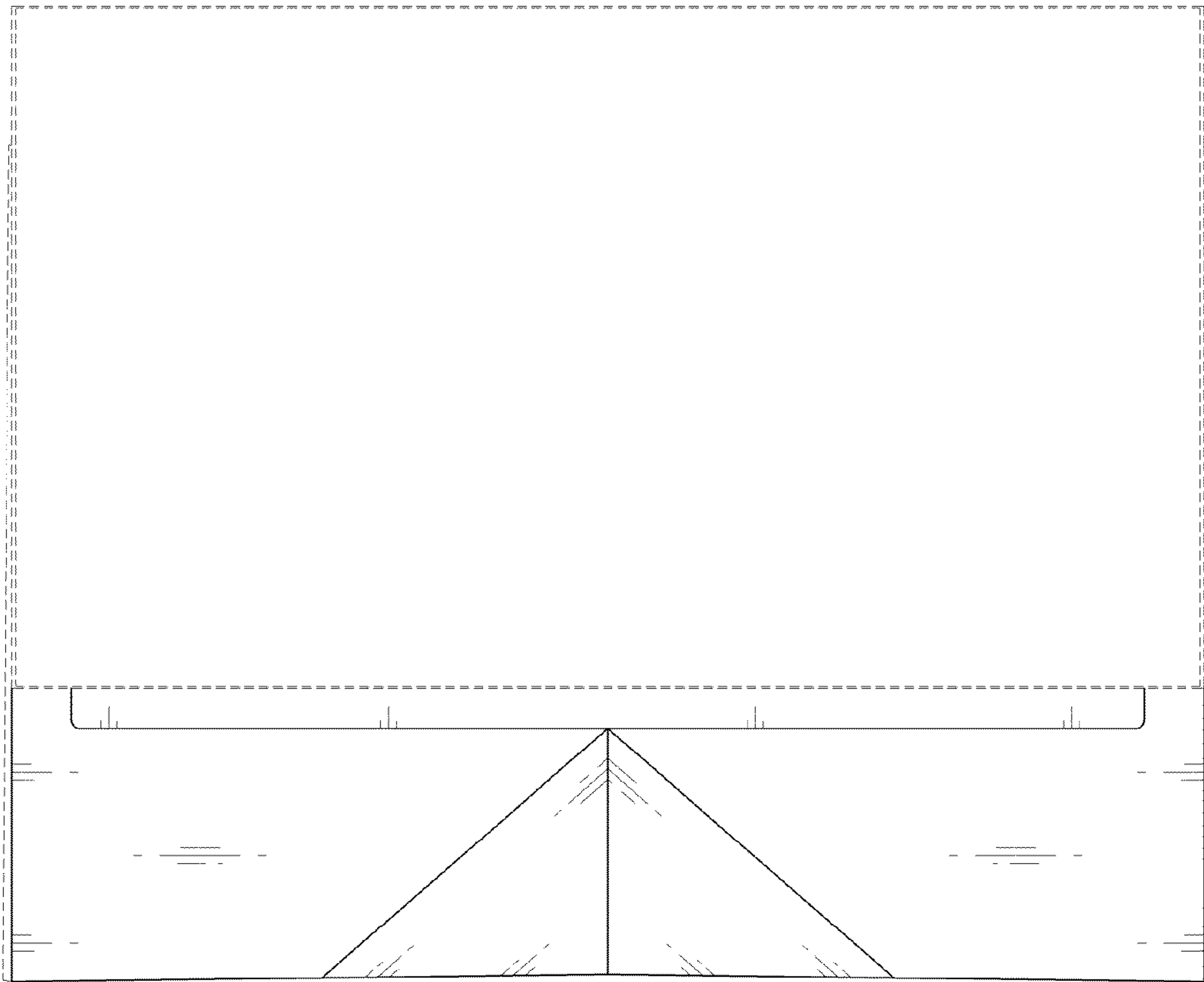


FIG. 3

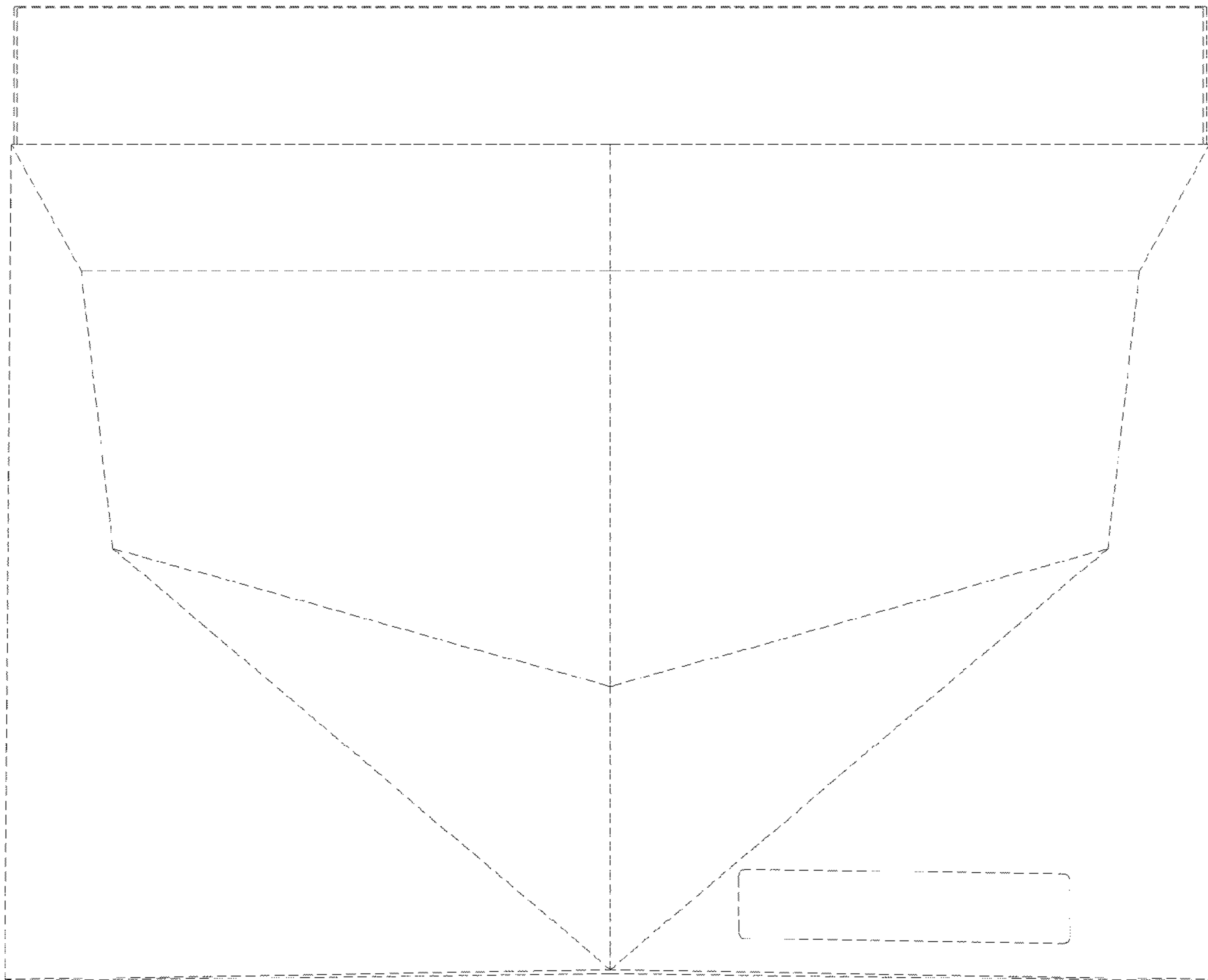


FIG. 4




FIG. 5




FIG. 6

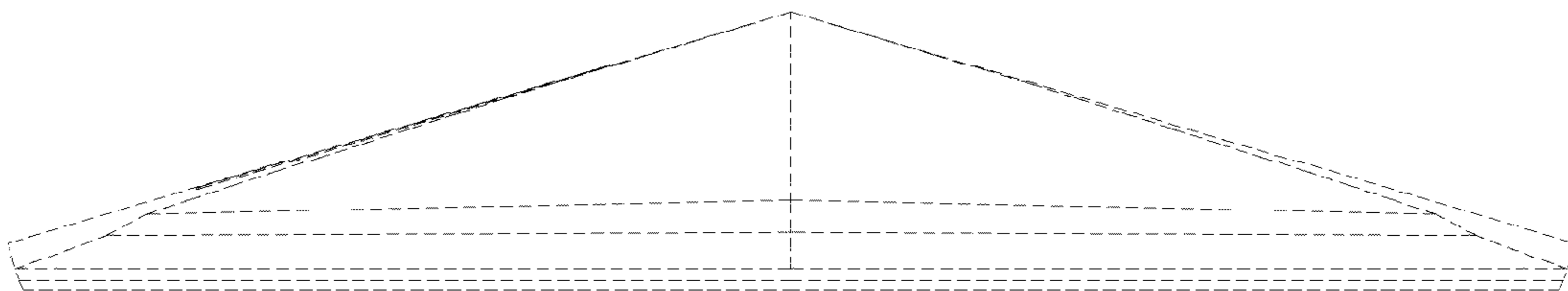


FIG. 7

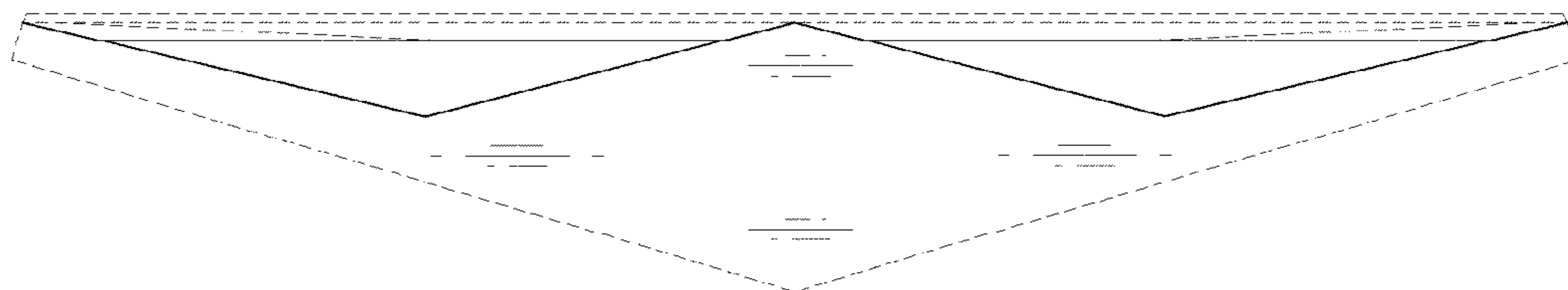


FIG. 8

