



US00D759610S

(12) **United States Design Patent**
Han et al.

(10) **Patent No.:** **US D759,610 S**
(45) **Date of Patent:** **** Jun. 21, 2016**

(54) **TV RECEIVER**

(56) **References Cited**

(71) Applicant: **LG ELECTRONICS INC.**, Seoul (KR)

U.S. PATENT DOCUMENTS

(72) Inventors: **Youngsoo Han**, Seoul (KR); **Jongho Kim**, Seoul (KR); **Sunha Park**, Seoul (KR); **Youngkyoung Kim**, Seoul (KR); **Nari Lee**, Seoul (KR)

D531,968 S	*	11/2006	Nakata	D14/126
D536,311 S	*	2/2007	Park	D14/126
D536,677 S	*	2/2007	Kim	D14/126
D582,364 S	*	12/2008	Lewis	D14/126
D597,041 S	*	7/2009	Cho	D14/126
D628,176 S	*	11/2010	Chien	D14/126
D697,882 S	*	1/2014	Seong	D14/126
D718,263 S	*	11/2014	Kim	D14/126
D746,243 S	*	12/2015	Gao	D14/126

(73) Assignee: **LG ELECTRONICS INC.**, Seoul (KR)

(**) Term: **15 Years**

* cited by examiner

(21) Appl. No.: **29/529,217**

Primary Examiner — Raphael Barkai

(22) Filed: **Jun. 4, 2015**

(74) *Attorney, Agent, or Firm* — Birch, Stewart, Kolasch & Birch, LLP

(30) **Foreign Application Priority Data**

Dec. 5, 2014 (KR) 30-2014-0059296

(51) **LOC (10) Cl.** **14-03**

(52) **U.S. Cl.**
USPC **D14/126**

(58) **Field of Classification Search**
USPC D14/125–134, 239, 371, 136, 374–377,
D14/440, 450, 448, 336, 342, 159; 312/7.2;
348/836, 838, 180, 184, 325, 739;
248/917–924, 465; 345/104, 133, 156,
345/168, 87, 173; D21/329, 515, 577, 622,
D21/333, 433, 448, 452, 450, 331, 505;
D10/15, 26; 446/484, 175, 356;
D6/477, 479, 300; D20/10, 19, 39
CPC ... G06F 1/1601; G06F 1/1643; H05K 5/0004;
H05K 5/0017; H05K 5/02; H05K 5/0217;
H04N 13/0459

See application file for complete search history.

(57) **CLAIM**

The ornamental design for a TV receiver, as shown and described.

DESCRIPTION

FIG. 1 is a front, right side, perspective view of a TV receiver showing our new design;
FIG. 2 is a front view thereof;
FIG. 3 is a rear view thereof;
FIG. 4 is a left side view thereof;
FIG. 5 is a right side view thereof;
FIG. 6 is a top view thereof;
FIG. 7 is a bottom view thereof; and,
FIG. 8 is a rear, right side, perspective view thereof.
The broken lines indicate unclaimed portion of the article that form no part of the claimed design.

1 Claim, 6 Drawing Sheets

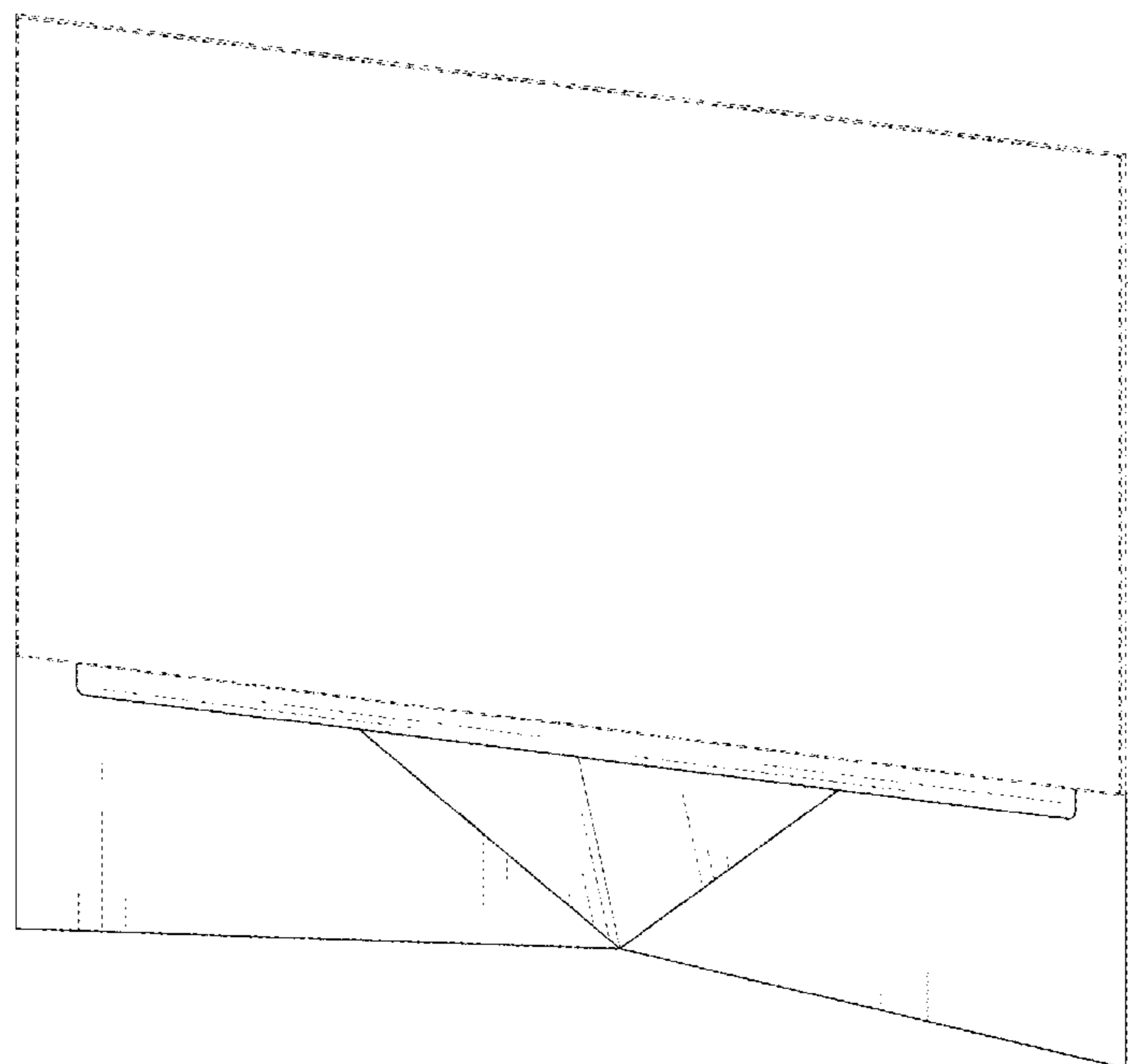


FIG. 1

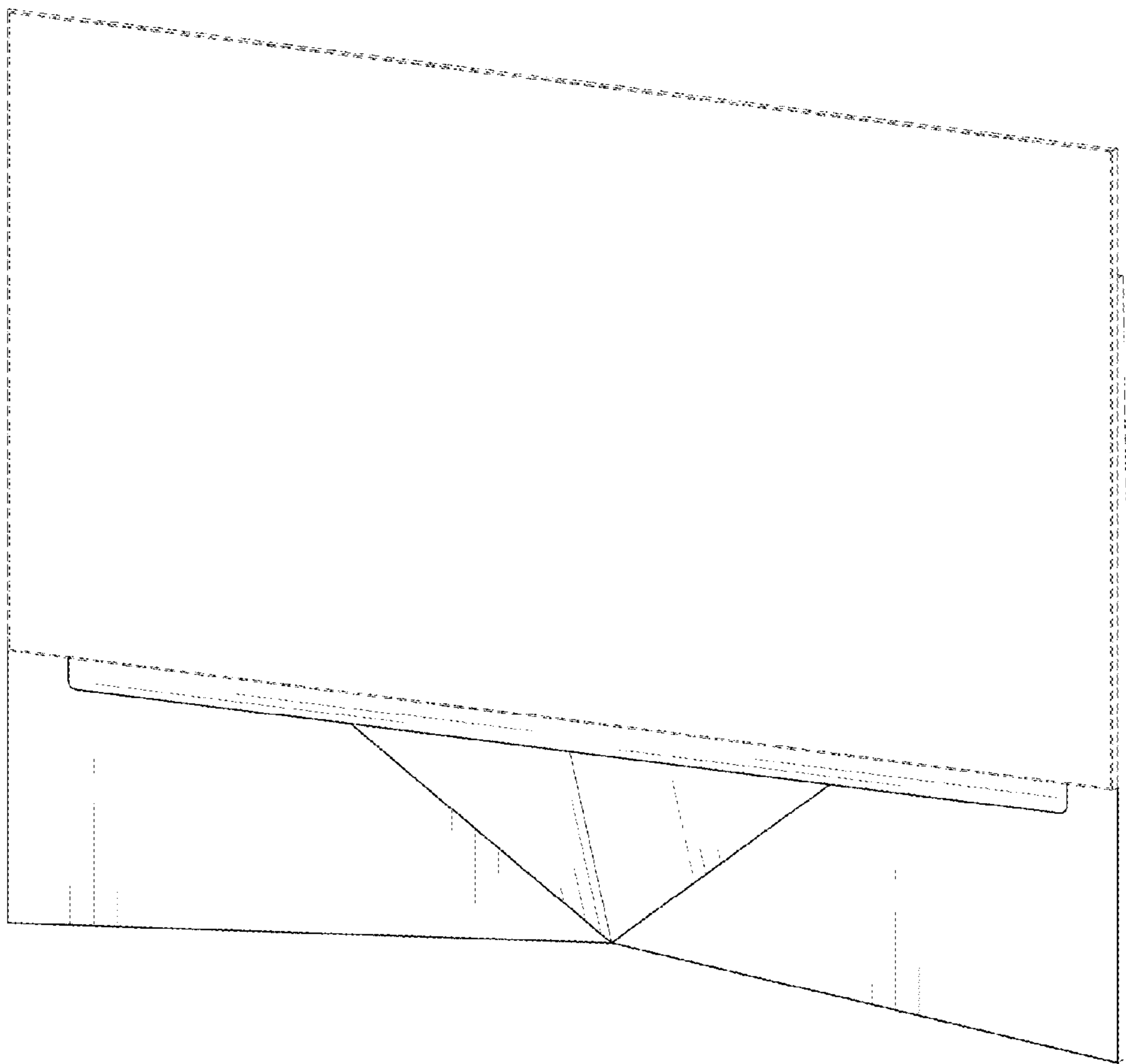


FIG. 2




FIG. 3

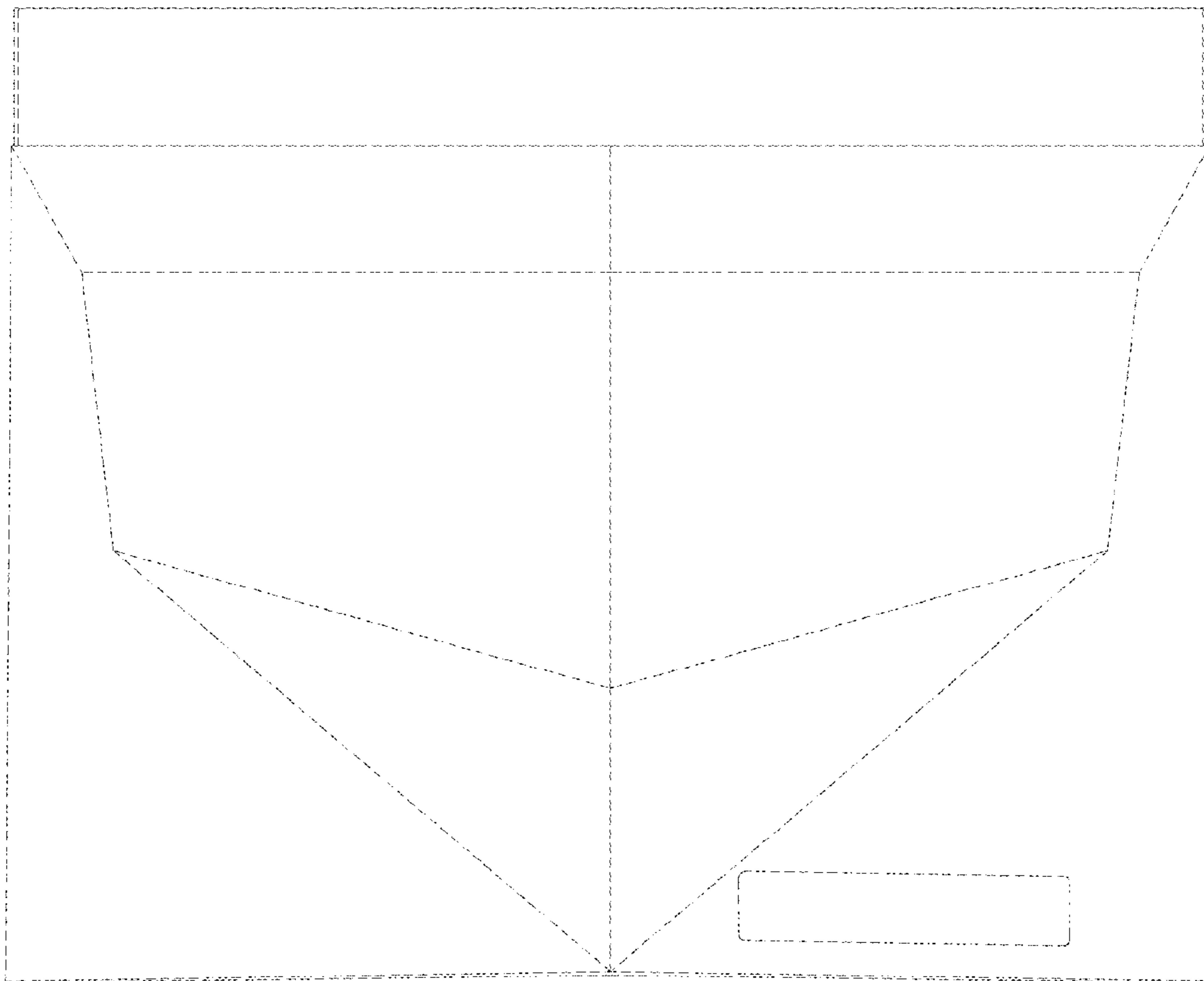


FIG. 4




FIG. 5




FIG. 6

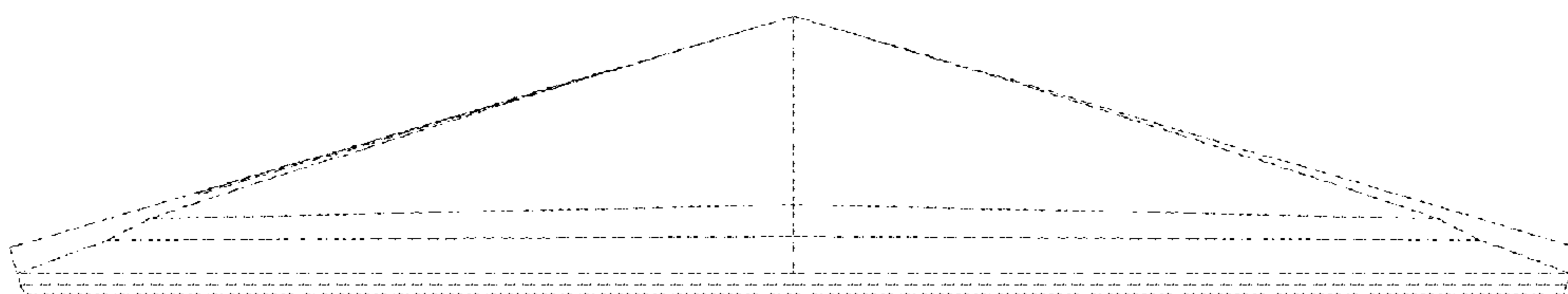


FIG. 7

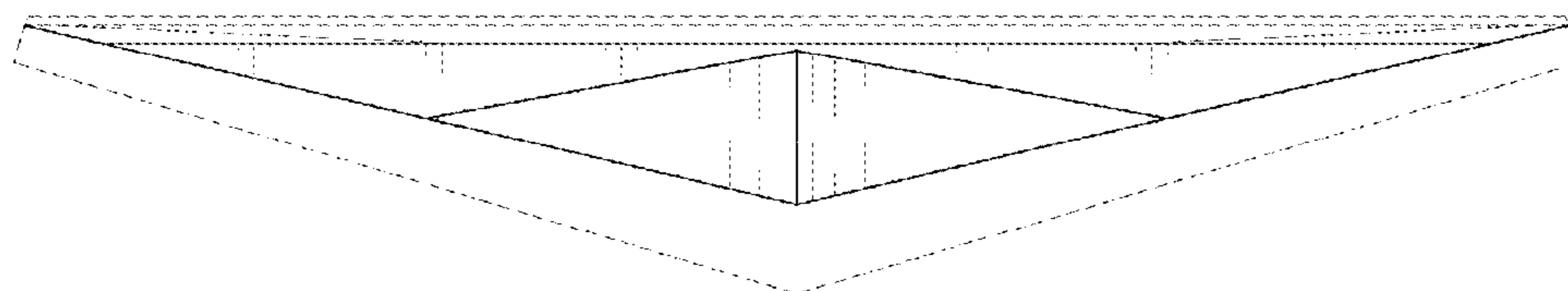


FIG. 8

