



US00D759587S

(12) **United States Design Patent**  
**Santos et al.**

(10) **Patent No.:** **US D759,587 S**  
(45) **Date of Patent:** **\*\* Jun. 21, 2016**

(54) **BATTERY PACK**

(71) Applicant: **FLIR Surveillance, Inc.**, Wilsonville,  
OR (US)  
(72) Inventors: **Carlos Santos**, Dracut, MA (US); **Irina**  
**Puscasu**, Winchester, MA (US)  
(73) Assignee: **FLIR Surveillance, Inc.**, Wilsonville,  
OR (US)

(\*\*) Term: **15 Years**

(21) Appl. No.: **29/531,989**

(22) Filed: **Jun. 30, 2015**

(51) **LOC (10) Cl.** ..... **13-02**

(52) **U.S. Cl.**  
USPC ..... **D13/103**

(58) **Field of Classification Search**  
USPC ..... D13/102–110, 118, 119, 184, 199;  
429/96–100, 149, 159, 163, 176, 177,  
429/186; 206/703–705, 461–463, 471, 485,  
206/485.1, 493; D14/203.3–203.8, 217,  
D14/248, 250–253, 432, 434, 440, 450,  
D14/496; 320/101, 102, 107–115, 120;  
D3/201, 218, 269, 301, 273, 303;  
361/679.56; 379/426, 433.11–433.13,  
379/455; 455/575.1, 575.8  
CPC ..... Y02E 60/12; Y02E 60/122; Y02E 60/124;  
Y02E 60/50; H01M 2/02; H01M 2/022;  
H01M 2/0202; H01M 2/0207; H01M 2/0212;  
H01M 2/1061; H01M 2/1022; H01M 2/1055;  
H01M 2/1066; H01M 2/105; H01M 2/204;  
H01M 10/4257; H01M 10/0436; H01M 10/48

See application file for complete search history.

(56) **References Cited**

U.S. PATENT DOCUMENTS

D409,560 S \* 5/1999 Shim ..... D13/103  
D633,862 S \* 3/2011 Qualls ..... D13/104  
D654,021 S \* 2/2012 Sweeney ..... D13/110  
8,399,121 B2 \* 3/2013 Geshi ..... H01M 2/1072  
429/158  
D728,471 S \* 5/2015 Alesi ..... D13/110

\* cited by examiner

*Primary Examiner* — Rosemary K Tarcza

*Assistant Examiner* — Christy Nemeth

(74) *Attorney, Agent, or Firm* — Wolf, Greenfield & Sacks,  
P.C.

(57) **CLAIM**

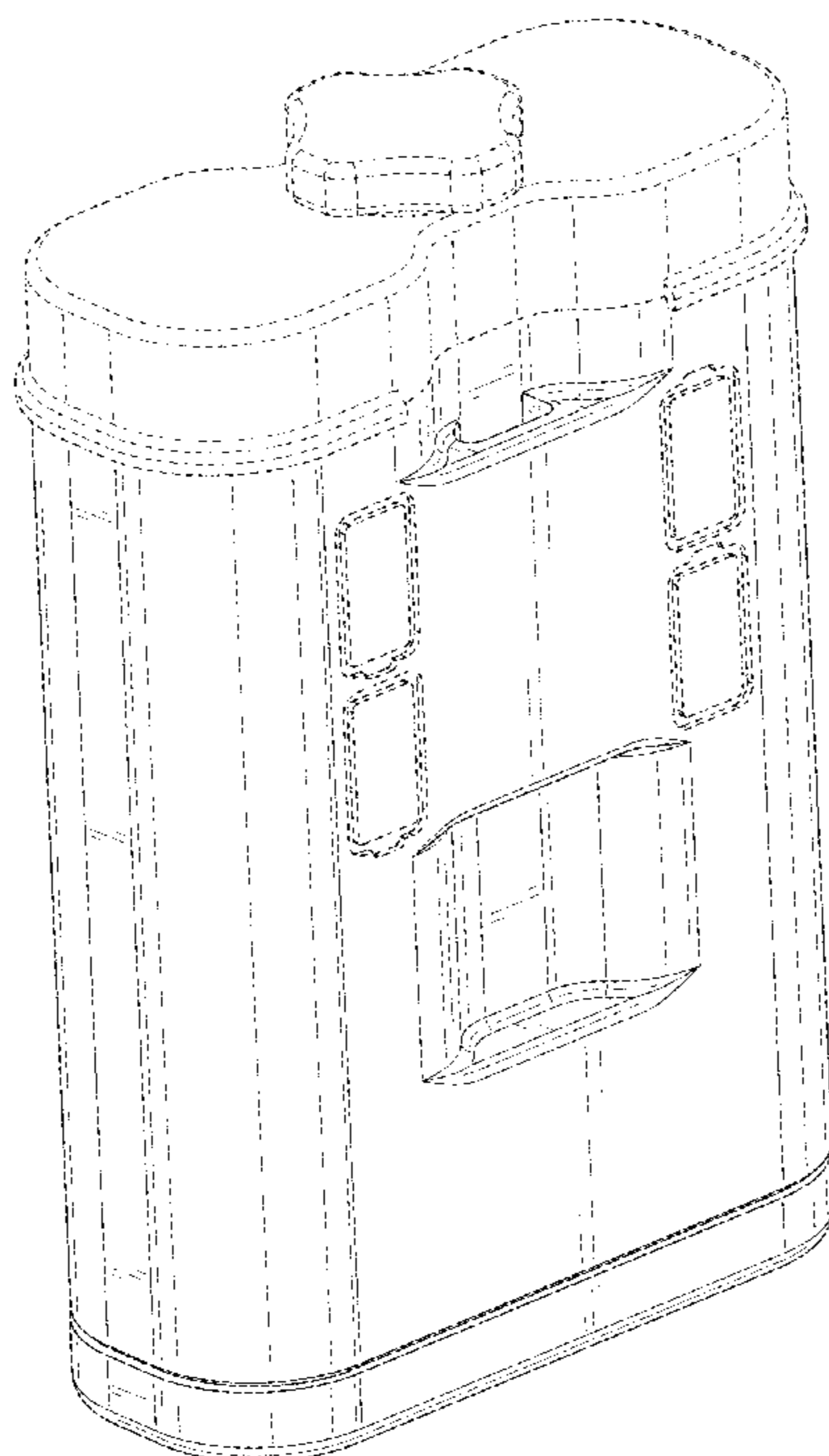
The ornamental design for a battery pack, as shown and  
described.

**DESCRIPTION**

FIG. 1 is a front, top perspective view of a battery pack;  
FIG. 2 is a front, bottom perspective view thereof;  
FIG. 3 is a front elevation view thereof;  
FIG. 4 is a back elevation view thereof;  
FIG. 5 is a right side elevation view thereof;  
FIG. 6 is a left side elevation view thereof;  
FIG. 7 is a top elevation view thereof; and,  
FIG. 8 is a bottom elevation view thereof.

The broken lines in the drawings are included for the purpose  
of illustrating unclaimed elements of the battery pack and  
form no part of the claimed design.

**1 Claim, 6 Drawing Sheets**






FIG. 1

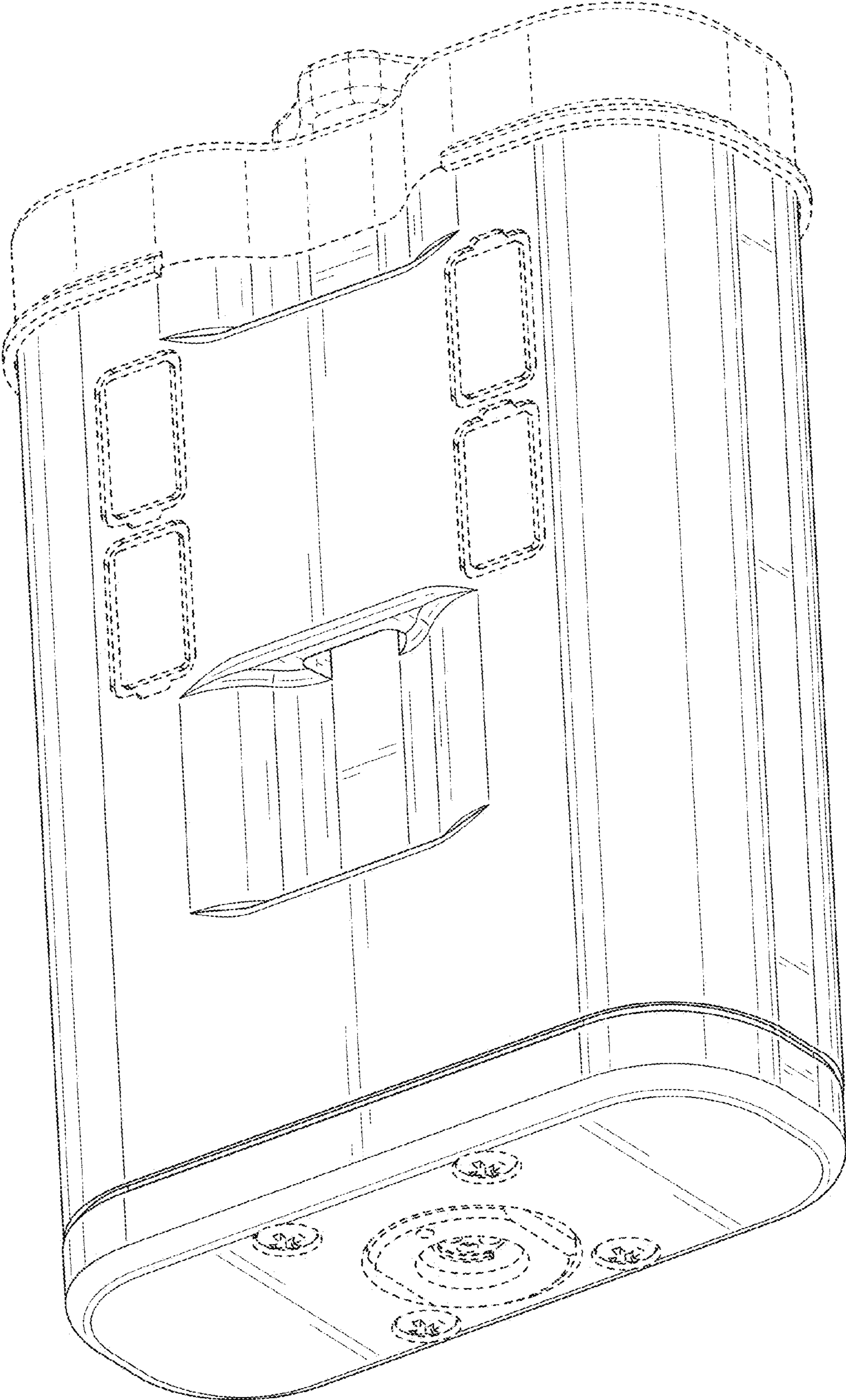


FIG. 2

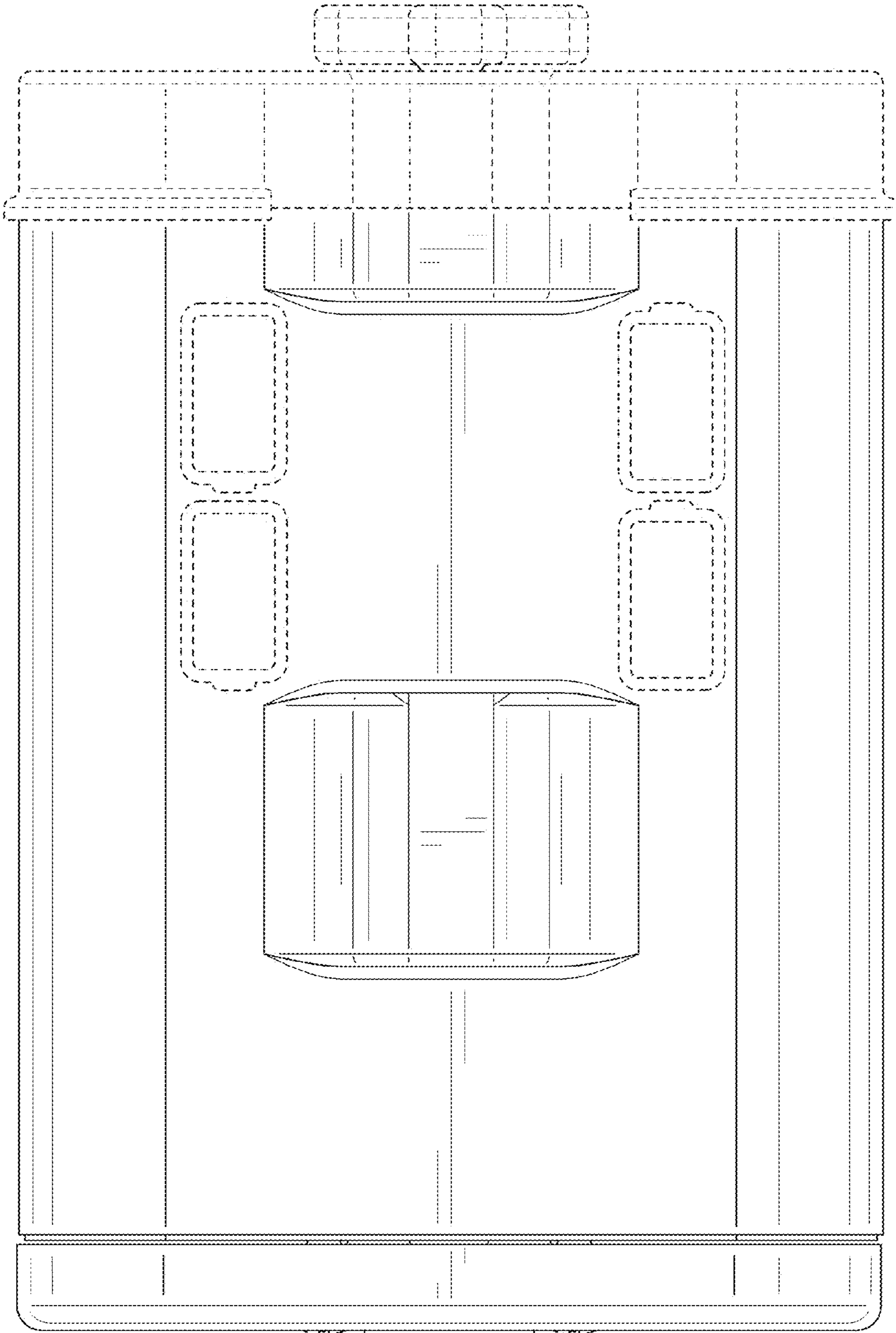


FIG. 3

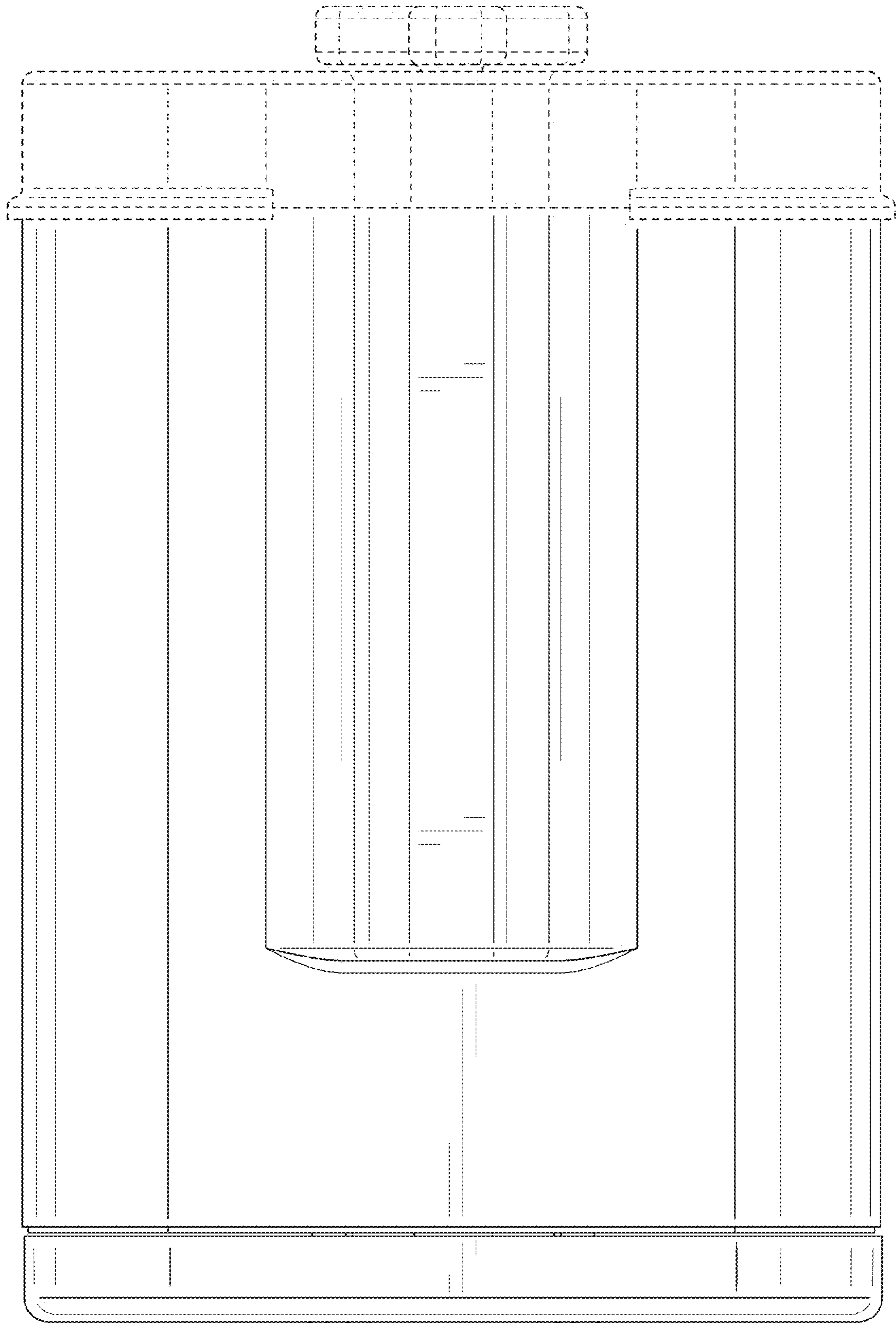


FIG. 4




FIG. 5




FIG. 6

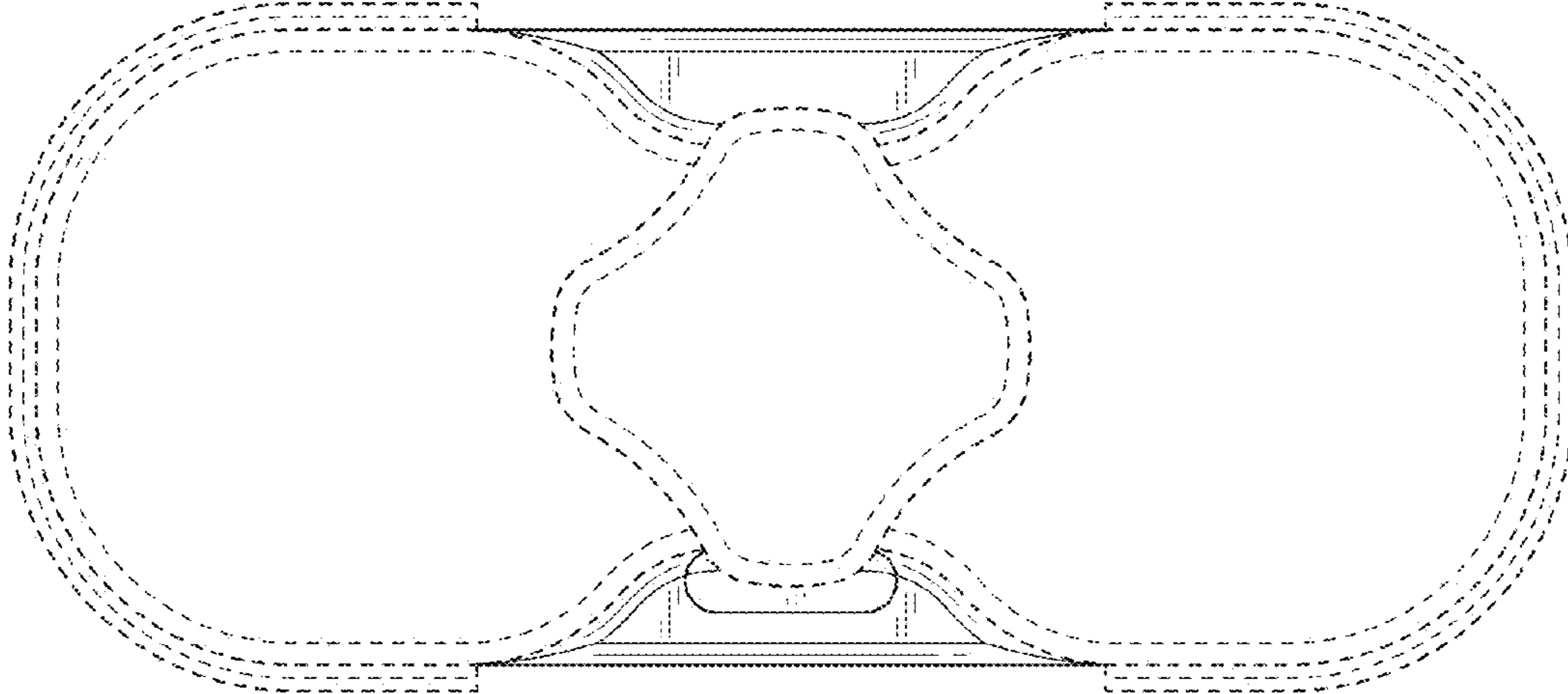


FIG. 7

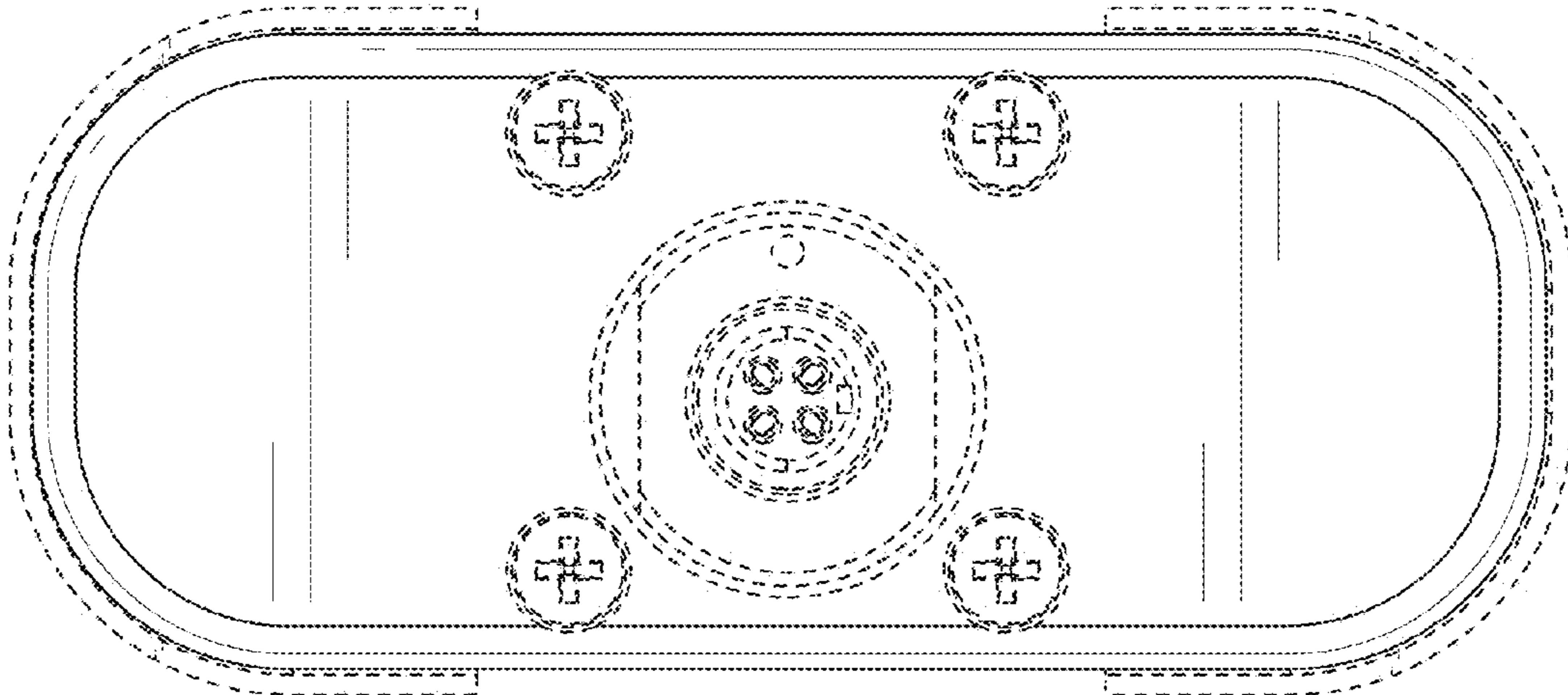


FIG. 8