



US00D759585S

(12) **United States Design Patent**  
**Herbst et al.**

(10) **Patent No.:** **US D759,585 S**  
(45) **Date of Patent:** **\*\* Jun. 21, 2016**

(54) **REMOVABLE BATTERY ATTACHMENT FOR A MOBILE DEVICE**

(71) Applicant: **Logitech Europe S.A.**, Lausanne (CH)

(72) Inventors: **Scot Herbst**, Santa Cruz, CA (US);  
**Vivekanand Jayaraman**, San Ramon, CA (US); **Ariel Fischer**, San Francisco, CA (US)

(73) Assignee: **Logitech Europe S.A.** (CH)

(\*\*) Term: **14 Years**

(21) Appl. No.: **29/471,293**

(22) Filed: **Oct. 30, 2013**

(51) **LOC (10) Cl.** ..... **13-02**

(52) **U.S. Cl.**  
USPC ..... **D13/103; D14/250**

(58) **Field of Classification Search**  
USPC ..... D13/102–108, 110, 119–121, 184;  
D14/250–253, 217, 238.1, 248, 440,  
D14/496, 356; 429/96–100, 163, 176;  
455/575.1, 575.8; 220/4.02; 206/305,  
206/320, 251, 45.2  
CPC ..... Y02E 60/12; Y02E 60/122; Y02E 60/124;  
Y02E 60/50; H01M 2/02; H01M 2/022;  
H01M 2/0202; H01M 2/0207; H01M 2/0212;  
H01M 2/1061; H01M 2/1022; H01M 2/1055;  
H01M 2/1066; H01M 2/105; H01M 2/204;  
H01M 10/4257; H01M 10/0436; H01M 10/48;  
H04M 1/04; H04M 1/0262; H04M 1/0283;  
H04M 1/185; G06F 11/1635

See application file for complete search history.

(56) **References Cited**

**U.S. PATENT DOCUMENTS**

D616,361 S \* 5/2010 Huang ..... D13/103  
D653,202 S \* 1/2012 Hasbrook ..... D13/103  
D660,789 S \* 5/2012 Mar ..... D13/103

D661,646 S \* 6/2012 Son ..... D13/108  
D665,735 S \* 8/2012 Kang ..... D13/108  
D667,003 S \* 9/2012 Richter ..... D14/253  
D668,247 S \* 10/2012 Kim ..... D14/253  
D669,459 S \* 10/2012 Kim ..... D14/253  
D670,281 S \* 11/2012 Corpuz ..... D14/250  
D671,493 S \* 11/2012 Hasbrook ..... D13/108  
D709,439 S \* 7/2014 Ferber ..... D13/103  
D710,795 S \* 8/2014 Gupta ..... D13/103  
D716,784 S \* 11/2014 Wen ..... D14/250  
D716,785 S \* 11/2014 White ..... D14/250  
D718,230 S \* 11/2014 To ..... D13/103  
D718,754 S \* 12/2014 To ..... D14/250  
D718,755 S \* 12/2014 To ..... D14/250  
D719,950 S \* 12/2014 Smith ..... D14/250  
D720,740 S \* 1/2015 Wicks ..... D14/250  
D721,687 S \* 1/2015 To ..... D14/250  
D722,043 S \* 2/2015 Requa ..... D13/108  
D722,312 S \* 2/2015 Tages ..... D14/250  
D725,091 S \* 3/2015 Wen ..... D14/250  
D728,468 S \* 5/2015 Ferber ..... D13/103  
D728,469 S \* 5/2015 Castelli ..... D13/103  
D740,797 S \* 10/2015 Daniel ..... D14/250  
D750,609 S \* 3/2016 Daniel ..... D14/250

(Continued)

*Primary Examiner* — Rosemary K Tarcza

*Assistant Examiner* — Sanjeev Paul

(74) *Attorney, Agent, or Firm* — Abel Law Group, LLP

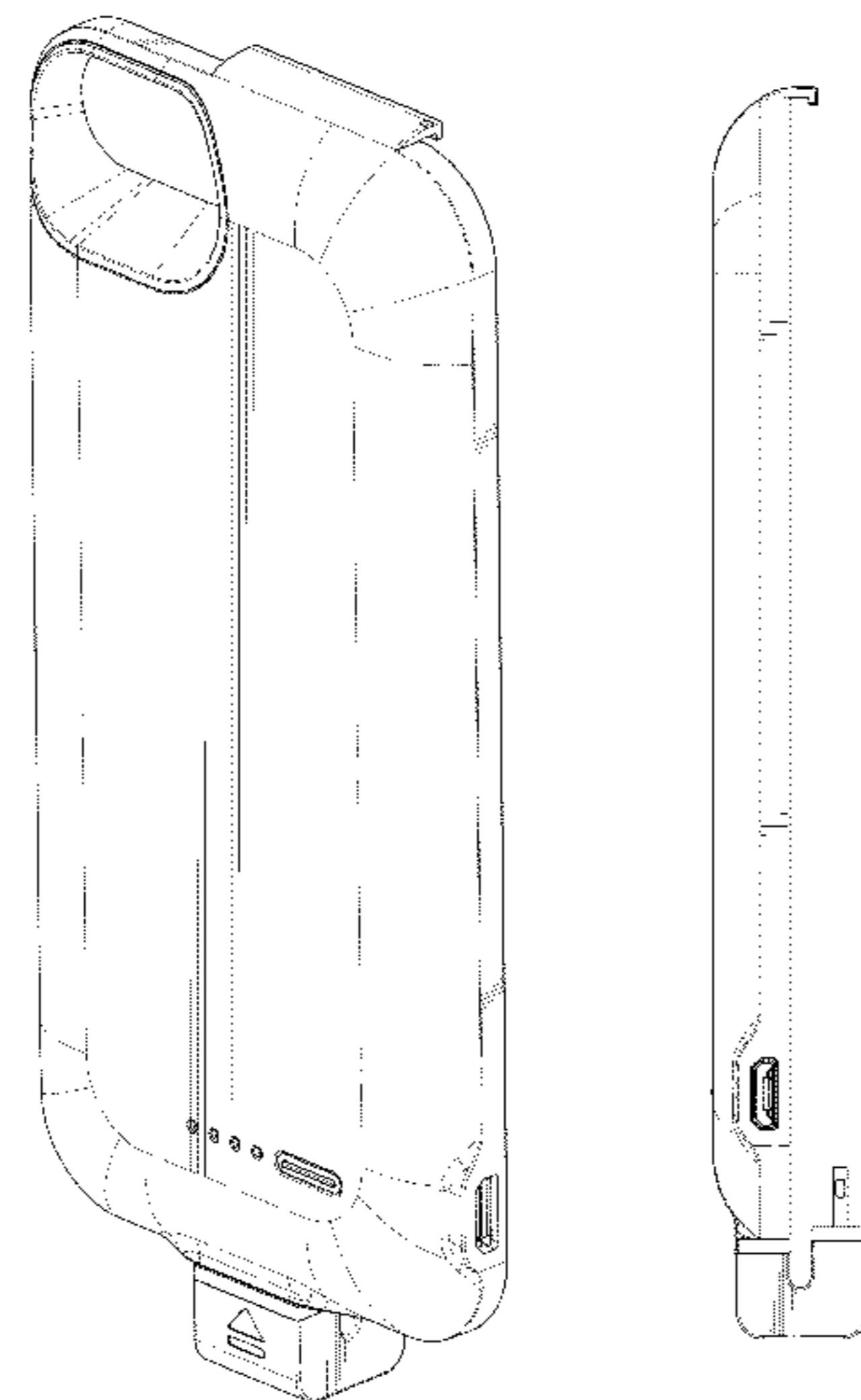
(57) **CLAIM**

The ornamental design for removable battery attachment for a mobile device, as shown and described.

**DESCRIPTION**

Fig. 1 is a perspective view of the removable battery attachment for a mobile device;  
FIG. 2 is a front view thereof;  
FIG. 3 is a rear view thereof;  
FIG. 4 is a right side view thereof;  
FIG. 5 is a left side view thereof;  
FIG. 6 is a top plan view thereof; and,  
FIG. 7 is a bottom plan view thereof.

**1 Claim, 6 Drawing Sheets**



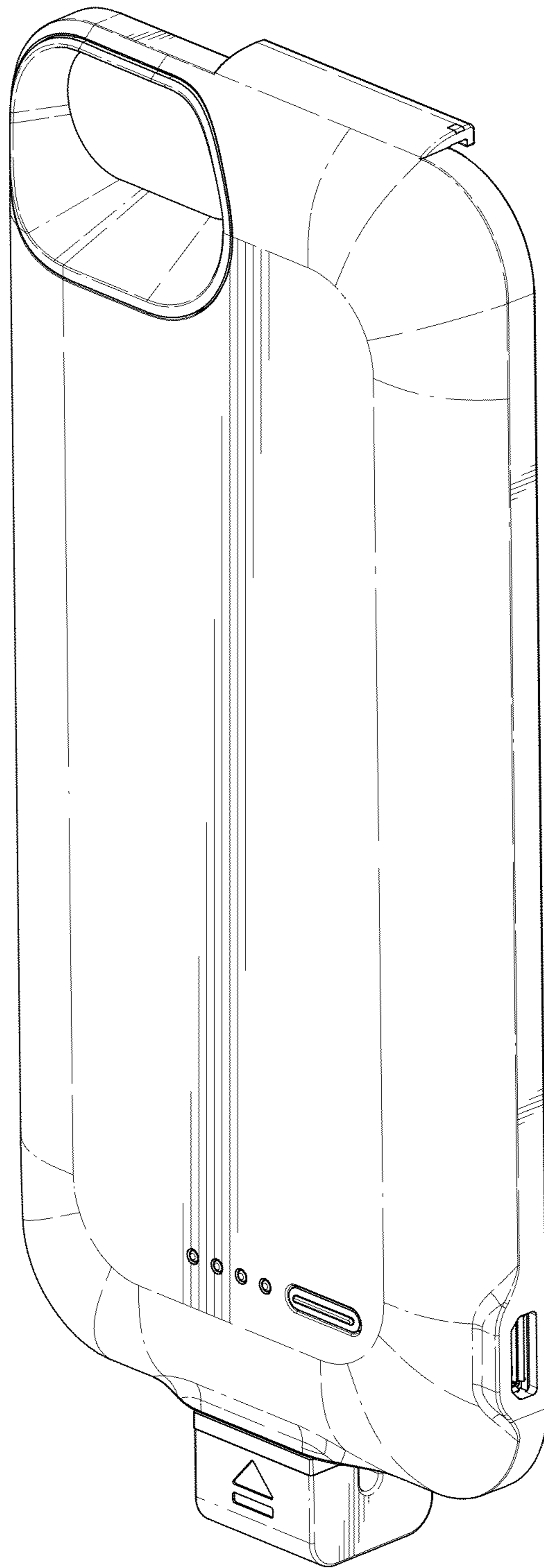
(56)

**References Cited**

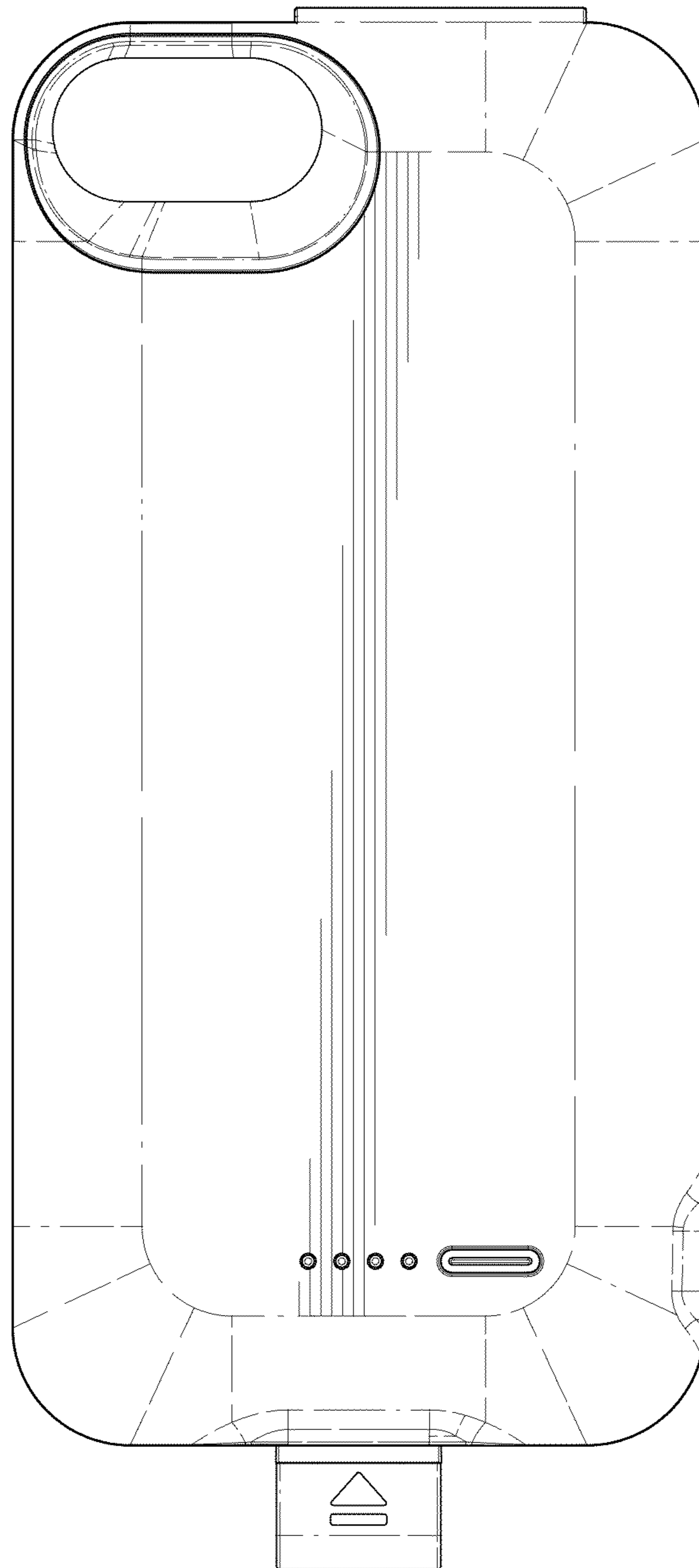
U.S. PATENT DOCUMENTS

2011/0007455	A1*	1/2011	Yang	.....	G06F 1/1635	2012/0154991	A1*	6/2012	Lei	.....	H04M 1/0262
					361/679.01						361/679.01
2011/0159324	A1*	6/2011	Huang	.....	H01M 2/1022	2014/0195826	A1*	7/2014	Wojcik	.....	H05K 5/0086
					429/7						713/300
						2014/0239916	A1*	8/2014	To	.....	H02J 7/0042
											320/137

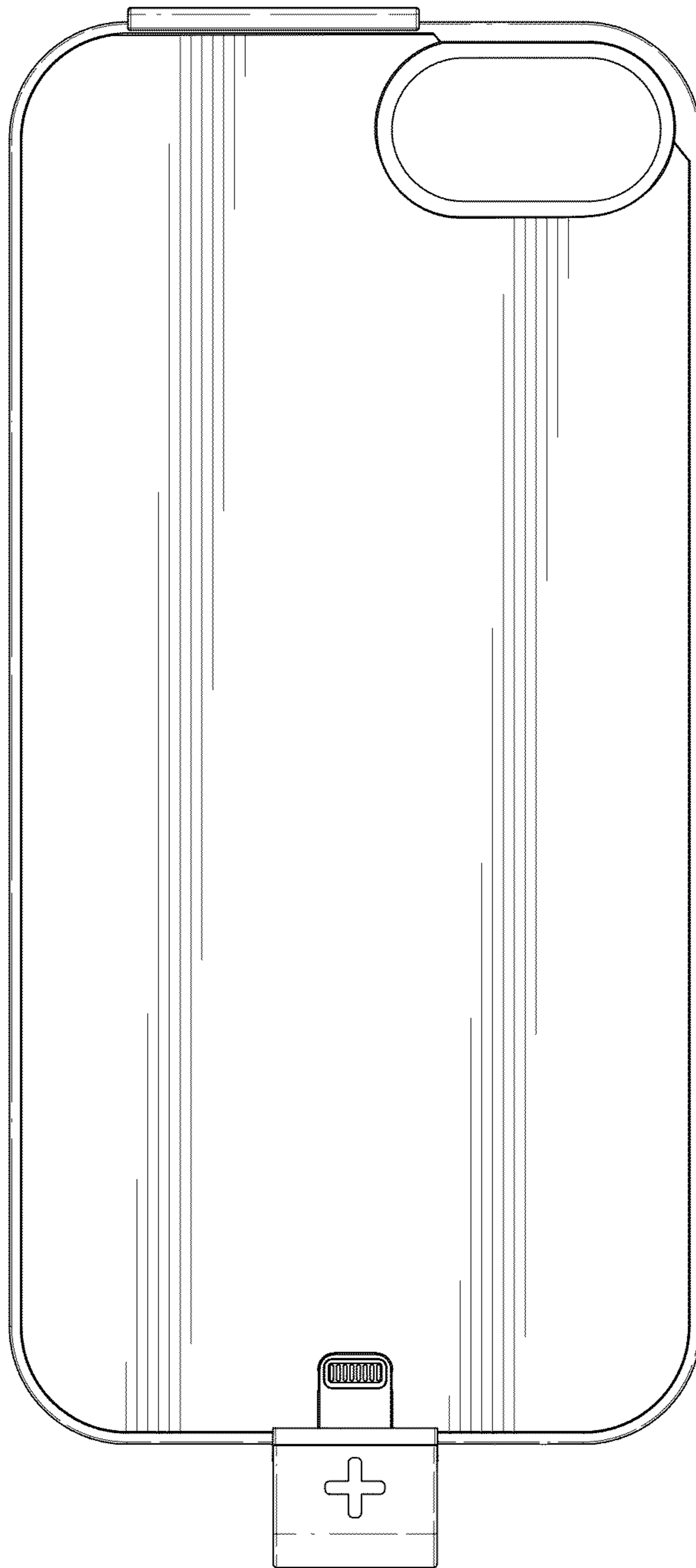
\* cited by examiner



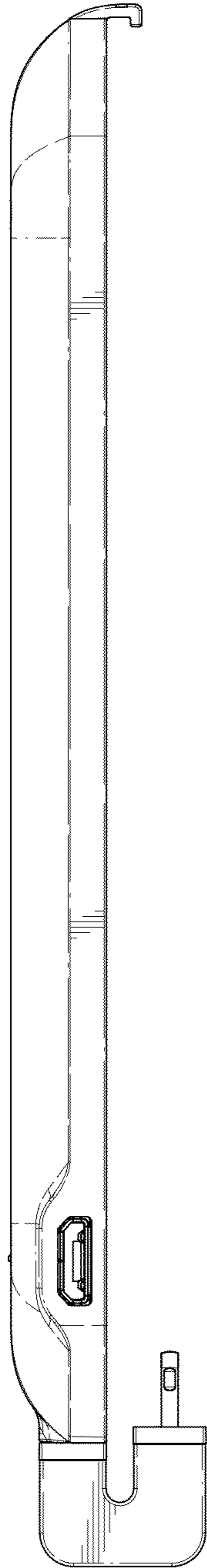
**FIG. 1**




**FIG. 2**



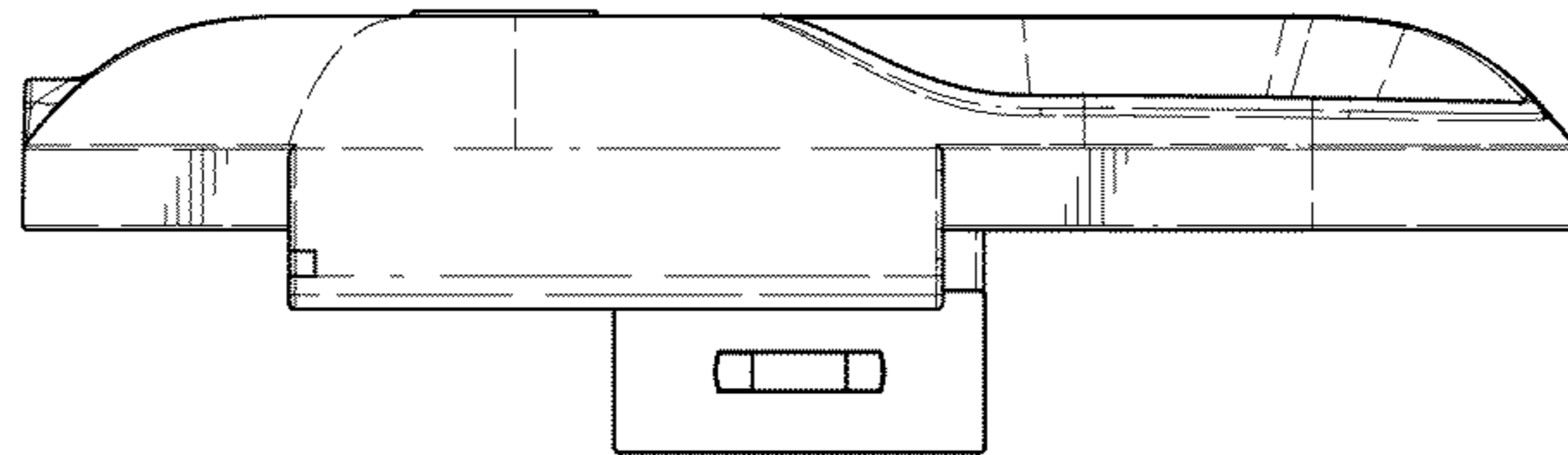
**FIG. 3**



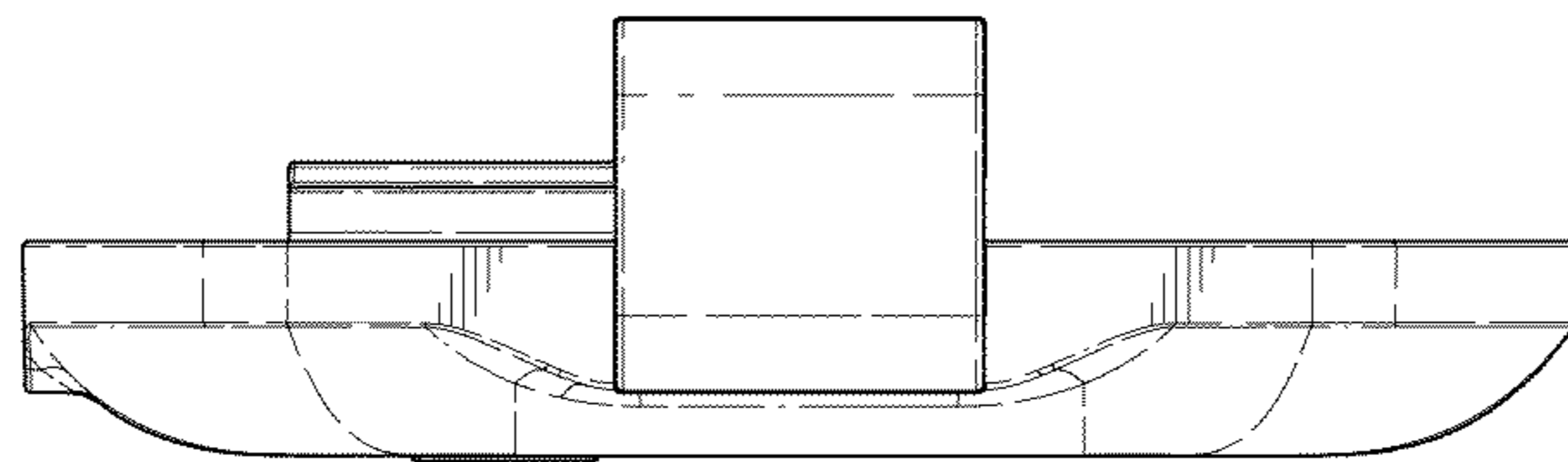
**FIG. 4**



**FIG. 5**



**FIG. 6**



**FIG. 7**