



US00D759580S

(12) **United States Design Patent**
Kristen

(10) **Patent No.:** **US D759,580 S**
(45) **Date of Patent:** **** Jun. 21, 2016**

(54) **TIRE**

(71) Applicant: **CONTINENTAL REIFEN
DEUTSCHLAND GMBH**, Hannover
(DE)

(72) Inventor: **Florian Kristen**, Hannover (DE)

(73) Assignee: **Continental Reifen Deutschland
GmbH**, Hannover (DE)

(**) Term: **14 Years**

(21) Appl. No.: **29/501,427**

(22) Filed: **Sep. 4, 2014**

(30) **Foreign Application Priority Data**

Mar. 4, 2014 (WO) 797876501

(51) **LOC (10) Cl.** **12-15**

(52) **U.S. Cl.**
USPC **D12/583**

(58) **Field of Classification Search**
USPC D12/568-603; 152/209.1-209.28
CPC B60C 11/0306; B60C 11/04; B60C 11/12;
B60C 11/13; B60C 11/11; B60C 11/005;
B60C 11/1307; B60C 1/0016; B60C
2011/1213

See application file for complete search history.

(56) **References Cited**

U.S. PATENT DOCUMENTS

5,535,798 A * 7/1996 Nakamura B60C 11/0309
152/209.21
D604,691 S * 11/2009 Gervais D12/584
D619,083 S * 7/2010 Reim D12/583
D657,304 S * 4/2012 Buchinger-Barnstorf ... D12/602
8,820,373 B2 * 9/2014 Mathews B60C 11/0309
152/209.18
2003/0005992 A1 * 1/2003 Radulescu B60C 11/01
152/209.3

* cited by examiner

Primary Examiner — George D Kirschbaum

Assistant Examiner — Jennifer Watkins

(74) *Attorney, Agent, or Firm* — Laurence A. Greenberg;
Werner H. Stemer; Ralph E. Locher


(57) **CLAIM**

The ornamental design for a tire, as shown and described.

DESCRIPTION

FIG. 1 is a front view of a tire showing my new invention;
FIG. 2 is a partial view thereof;
FIG. 3 is a perspective view thereof;
FIG. 4 is a left side view thereof; and,
FIG. 5 is a right side view thereof.

1 Claim, 5 Drawing Sheets






FIG. 1




FIG. 2



FIG. 3



FIG. 4



FIG. 5