



US00D759577S

(12) **United States Design Patent**
Wang et al.

(10) **Patent No.:** **US D759,577 S**
(45) **Date of Patent:** **** Jun. 21, 2016**

- (54) **TIRE**
- (71) Applicant: **FORTUNE GOLD ENTERPRISES LTD.**, Victoria, Mahe (SC)
- (72) Inventors: **Feng Wang**, Zhaoyuan (CN); **Jiaxiu Yang**, Zhaoyuan (CN); **Guangbiao Xu**, Zhaoyuan (CN); **Yanchun Ren**, Zhaoyuan (CN); **Guangzhen Sui**, Zhaoyuan (CN); **Xiaoying Song**, Zhaoyuan (CN)
- (73) Assignee: **FORTUNE GOLD ENTERPRISES LTD.**, Victoria, Mahe (SC)
- (**) Term: **14 Years**
- (21) Appl. No.: **29/491,924**
- (22) Filed: **May 27, 2014**
- (51) **LOC (10) Cl.** **12-15**
- (52) **U.S. Cl.**
USPC **D12/544**; D12/605
- (58) **Field of Classification Search**
USPC 152/209.1, 209.8, 209.12, 209.28;
D12/533-567, 605
CPC B60C 2011/0374; B60C 2011/0302;
B60C 2200/08
See application file for complete search history.

D425,832 S *	5/2000	Umstot	D12/544
D444,110 S *	6/2001	Umstot	D12/544
D595,218 S *	6/2009	Rodicq	D12/544
D628,145 S *	11/2010	Vaidya	D12/536
D654,426 S *	2/2012	Larregain	D12/536
D731,401 S *	6/2015	Harris	D12/537
2004/0118497 A1 *	6/2004	Bonko	B60C 11/033 152/209.12
2008/0142134 A1 *	6/2008	Tedesco	B60C 11/0316 152/209.12
2013/0192729 A1 *	8/2013	Harris	B60C 11/0311 152/209.1

OTHER PUBLICATIONS

New Options in Utility Tractor Tires, posted at farmprogress.com, posting on May 18, 2011, © 2015 Penton, [online], [site visited Nov. 17, 2015]. Available from Internet, <URL: <http://farmprogress.com/story-new-options-in-utility-tractor-tires-13-49382>>.*

* cited by examiner

Primary Examiner — Marianne Pandozzi
Assistant Examiner — Aula Soroush
(74) *Attorney, Agent, or Firm* — Nixon & Vanderhye P.C.


(57) **CLAIM**
The ornamental design for a tire, as shown and described.

DESCRIPTION

FIG. 1 is a perspective view of a tire according to our new ornamental design;
FIG. 2 is a front view thereof;
FIG. 3 is a right side view thereof; and,
FIG. 4 is a left side view thereof.
In the drawings, the boundary lines depicting the shoulder and the broken lines depicting the inner bead and sidewall are for illustrative purposes only and form no part of the claimed design.

1 Claim, 4 Drawing Sheets

- (56) **References Cited**
U.S. PATENT DOCUMENTS
- D217,945 S * 6/1970 Patroff D12/544
- 4,446,902 A * 5/1984 Madec B60C 11/0311
152/209.12
- 4,480,672 A * 11/1984 Marshall B60C 11/0311
152/209.12
- D360,862 S * 8/1995 Bonko D12/544
- D383,427 S * 9/1997 Bonko D12/544






FIG. 1




FIG. 2




FIG. 3




FIG. 4