



US00D759562S

(12) **United States Design Patent**  
**Wheel**

(10) **Patent No.:** **US D759,562 S**  
(45) **Date of Patent:** **\*\* Jun. 21, 2016**

(54) **WHEEL**

(71) Applicant: **Jaguar Land Rover Limited**, Coventry (GB)

(72) Inventor: **Andrew Wheel**, Coventry (GB)

(73) Assignee: **Jaguar Land Rover Limited**, Whitley, Coventry (GB)

(\*\*) Term: **15 Years**

(21) Appl. No.: **29/527,771**

(22) Filed: **May 21, 2015**

(30) **Foreign Application Priority Data**

Feb. 20, 2015 (EM) ..... 002638015-0002

(51) **LOC (10) Cl.** ..... **12-16**

(52) **U.S. Cl.**  
USPC ..... **D12/209**

(58) **Field of Classification Search**  
USPC ..... D12/204–213  
CPC ..... B60B 7/00; B60B 7/02; B60B 7/04;  
B60B 7/01; B60B 7/06; B60B 3/02; B60B  
3/04; B60B 3/06; B60B 3/10; B60B 1/00;  
B60B 1/08; B60B 1/10; B60B 1/12  
See application file for complete search history.

(56) **References Cited**

**U.S. PATENT DOCUMENTS**

D419,944 S \* 2/2000 Chen ..... D12/209  
D440,933 S \* 4/2001 Vian ..... D12/209  
D474,440 S \* 5/2003 Oh ..... D12/211  
D519,900 S \* 5/2006 Francis ..... D12/209  
D533,496 S \* 12/2006 Bogani ..... D12/209

D535,605 S \* 1/2007 Guevara ..... D12/211  
D567,166 S \* 4/2008 Bogani ..... D12/209  
D574,311 S \* 8/2008 Chung ..... D12/209  
D591,662 S \* 5/2009 Imai ..... D12/211  
D597,014 S \* 7/2009 Nissl ..... D12/211  
D619,071 S \* 7/2010 Christensen ..... D12/211  
D620,871 S \* 8/2010 Juergens ..... D12/211  
D621,771 S \* 8/2010 Truebsbach ..... D12/211  
D630,565 S \* 1/2011 Ebel ..... D12/209  
D644,158 S \* 8/2011 Nissl ..... D12/211  
D651,959 S \* 1/2012 Groom ..... D12/209  
D655,657 S \* 3/2012 Juergens ..... D12/209  
D683,689 S \* 6/2013 Fahr-Becker ..... D12/211  
D684,913 S \* 6/2013 Chen ..... D12/209  
D686,135 S \* 7/2013 Borkert ..... D12/211  
D695,194 S \* 12/2013 Kong ..... D12/211  
D698,720 S \* 2/2014 Farh-Becker ..... D12/211  
D712,814 S \* 9/2014 Starr, Jr. .... D12/209  
D725,568 S \* 3/2015 Hodges ..... D12/209  
D726,628 S \* 4/2015 Kong ..... D12/211

\* cited by examiner

*Primary Examiner* — Stacia Cadmus

(74) *Attorney, Agent, or Firm* — Wood, Herron & Evans, LLP

(57) **CLAIM**

The ornamental design for wheel, as shown and described.


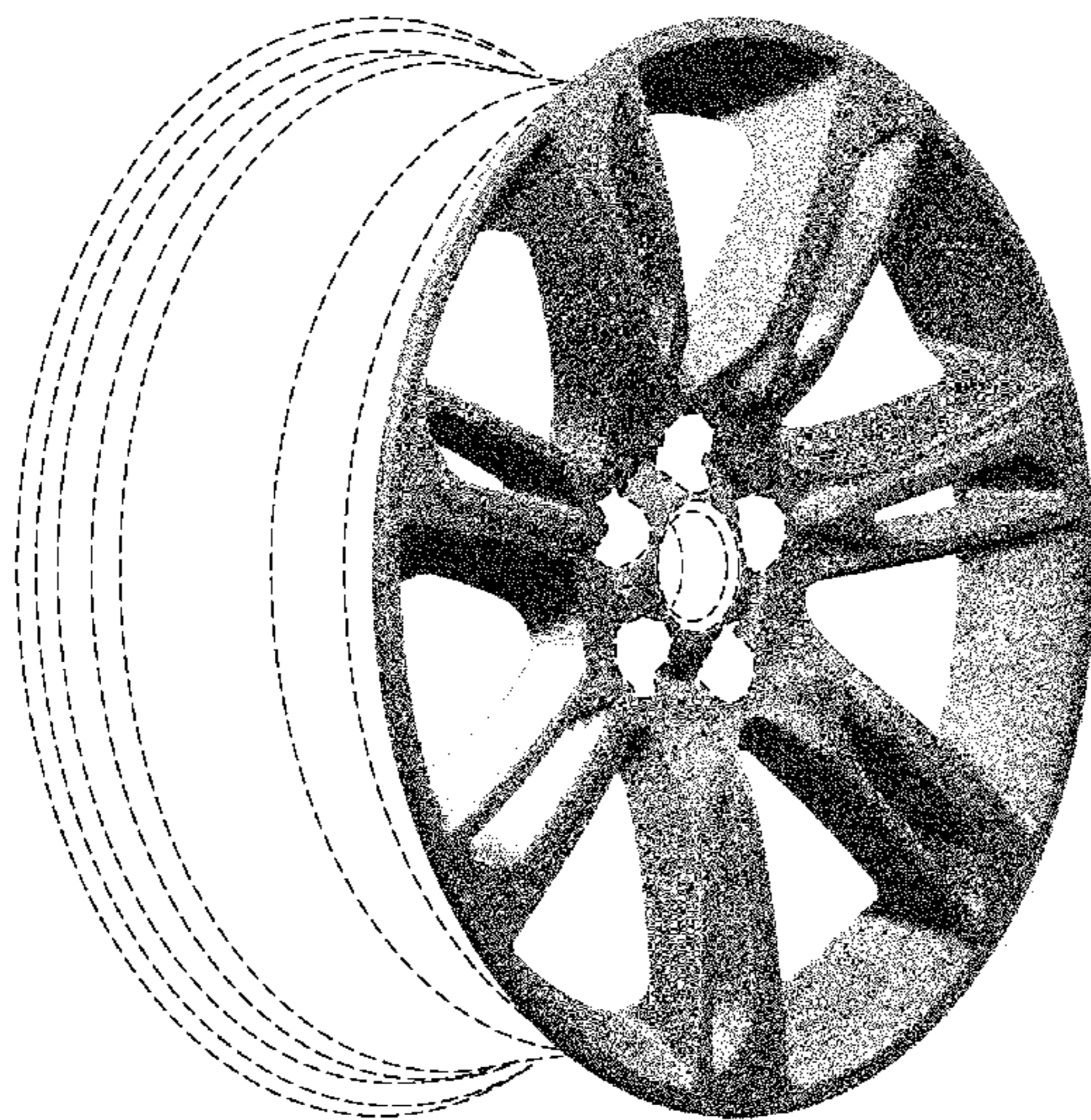
**DESCRIPTION**

FIG. 1 is a right front perspective view of a wheel according to the present invention.

FIG. 2 is a front view of the wheel shown in FIG. 1; and, FIG. 3 is a side view thereof.

The broken line showing of the rear portion of the wheel, the bolt holes, the center hole, and the valve stem hole is included for the purpose of illustrating environment and forms no part of the claimed design.

**1 Claim, 2 Drawing Sheets**



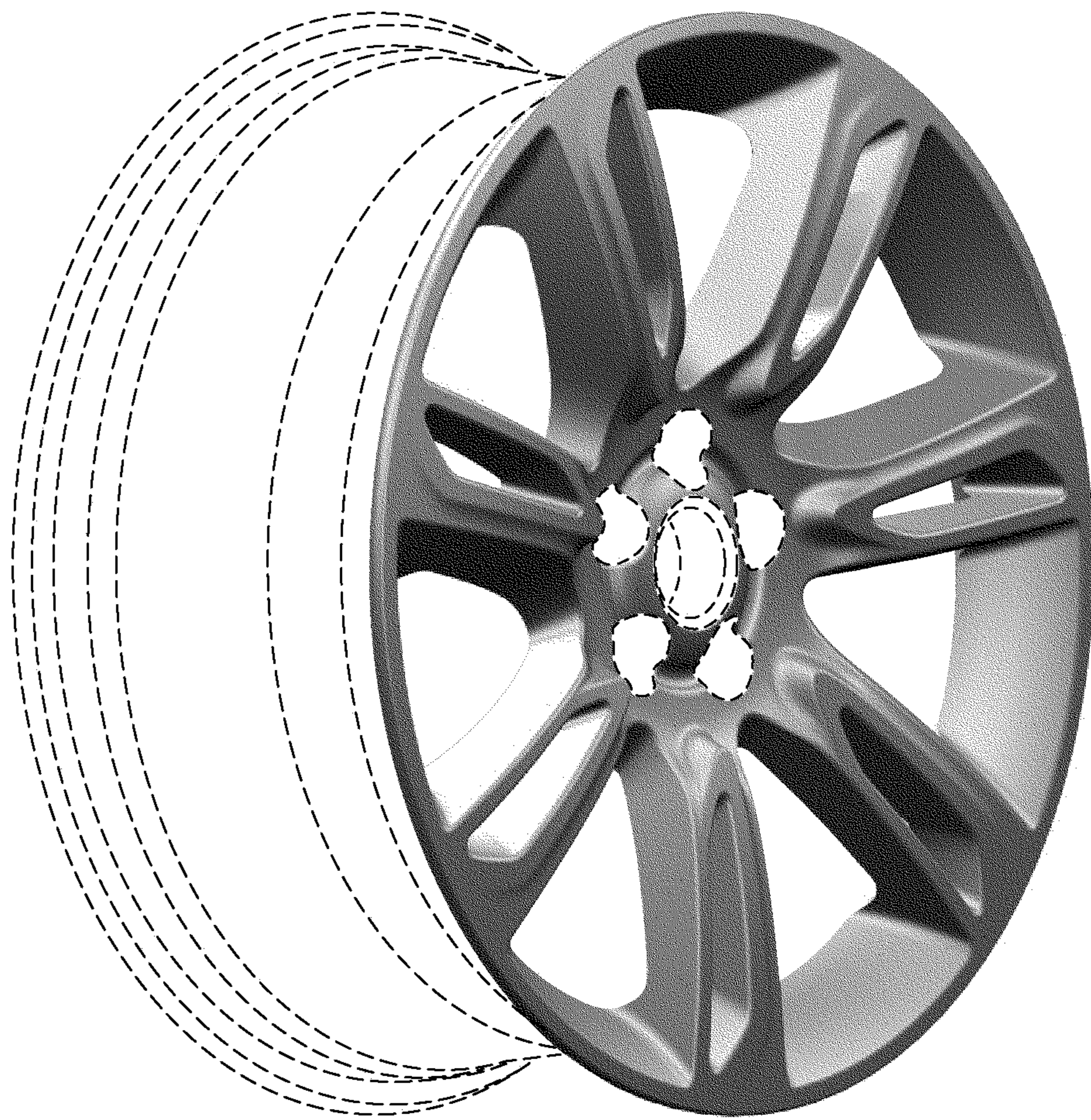


FIG. 1



FIG. 2




FIG. 3

UNITED STATES PATENT AND TRADEMARK OFFICE  
**CERTIFICATE OF CORRECTION**

PATENT NO. : D759,562 S  
APPLICATION NO. : 29/527771  
DATED : June 21, 2016  
INVENTOR(S) : Andrew Wheel

Page 1 of 1

It is certified that error appears in the above-identified patent and that said Letters Patent is hereby corrected as shown below:

Title page

At column 2, Claim, "The ornamental design for wheel, as . . ." should read

-- The ornamental design for a wheel, as . . . --.

Signed and Sealed this  
Eleventh Day of October, 2016



Michelle K. Lee  
*Director of the United States Patent and Trademark Office*