



US00D759543S

(12) **United States Design Patent**
Nissl

(10) **Patent No.:** **US D759,543 S**
(45) **Date of Patent:** **** Jun. 21, 2016**

(54) **VEHICLE, TOY, AND/OR REPLICAS THEREOF**

D710,760 S * 8/2014 Johnson D12/91
D714,190 S * 9/2014 Kim D12/91
D716,189 S 10/2014 Nordmann

(71) Applicant: **Bayerische Motoren Werke Aktiengesellschaft, Munich (DE)**

FOREIGN PATENT DOCUMENTS

(72) Inventor: **Florian Dieter Nissl, Munich (DE)**

EM 000831623-0001 4/2009
EM 002281865-0001 5/2014
EM 002471219-0001 5/2014

(73) Assignee: **Bayerische Motoren Werke Aktiengesellschaft, Munich (DE)**

* cited by examiner

(**) Term: **14 Years**

Primary Examiner — Melody N Brown

(21) Appl. No.: **29/512,113**

(74) *Attorney, Agent, or Firm* — Crowell & Moring LLP

(22) Filed: **Dec. 17, 2014**

(57) **CLAIM**

The ornamental design for a vehicle, toy, and/or replicas thereof, as shown and described.

(30) **Foreign Application Priority Data**

DESCRIPTION

Jun. 18, 2014 (DE) 40 2014 100 517

This application contains subject matter related to the following co-pending U.S. design patent applications:

(51) **LOC (10) Cl.** **12-08**

Application Ser. No. 29/512,110, filed herewith and entitled "Vehicle, Toy, and/or Replicas Thereof";

(52) **U.S. Cl.**
USPC **D12/92**

Application Ser. No. 29/512,111, filed herewith and entitled "Front Bumper for a Vehicle";

(58) **Field of Classification Search**
USPC D12/86, 90-92, 88; D21/421, 433, 434;
296/181.1, 181.5

Application Ser. No. 29/512,112, filed herewith and entitled "Rear Bumper for a Vehicle";

CPC B62D 35/00; B62D 25/00; B62D 25/06;
B62D 33/00

Application Ser. No. 29/512,114, filed herewith and entitled "Rear Bumper for a Vehicle"; and

See application file for complete search history.

Application Ser. No. 29/512,115, filed herewith and entitled "Side Mirror for a Vehicle".

(56) **References Cited**

FIG. 1 is a left, front perspective view of a vehicle, toy, and/or replicas thereof according to the design;

U.S. PATENT DOCUMENTS

FIG. 2 is a left side view thereof;

D582,314 S 12/2008 Leclercq
D609,135 S * 2/2010 Kim D12/91
D621,747 S * 8/2010 Huet D12/91
D686,110 S * 7/2013 De Bono D12/91
D686,534 S * 7/2013 Weil D12/92
D708,551 S * 7/2014 De Bono D12/91
D708,552 S * 7/2014 De Bono D12/91

FIG. 3 is a right side view thereof;

FIG. 4 is a left, rear perspective view thereof;

FIG. 5 is a front view thereof;

FIG. 6 is a rear view thereof; and,

FIG. 7 is a top view thereof.

1 Claim, 7 Drawing Sheets






Fig. 1

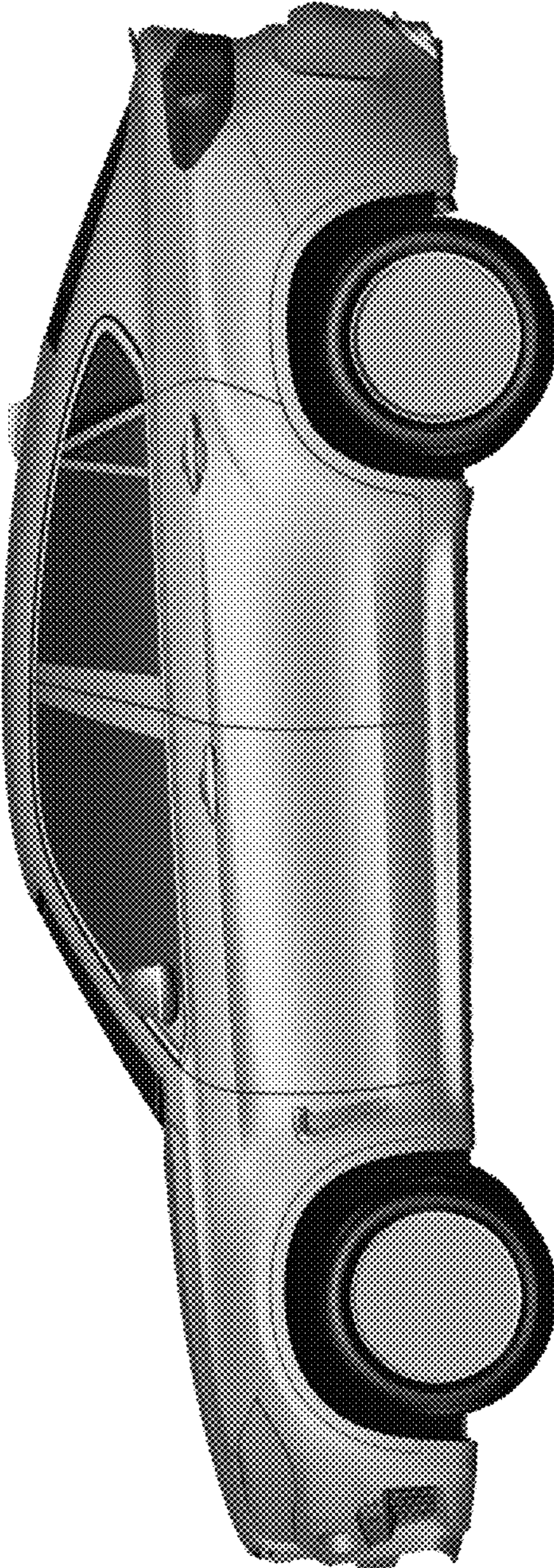


Fig. 2



Fig. 3



Fig. 4




Fig. 5




Fig. 6



Fig. 7