



US00D759542S

(12) **United States Design Patent**
Goeppel

(10) **Patent No.:** **US D759,542 S**
(45) **Date of Patent:** **** Jun. 21, 2016**

(54) **VEHICLE, TOY, AND/OR REPLICAS THEREOF**

(71) Applicant: **Bayerische Motoren Werke Aktiengesellschaft, Munich (DE)**

(72) Inventor: **Stefan Goeppel, Munich (DE)**

(73) Assignee: **Bayerische Motoren Werke Aktiengesellschaft, Munich (DE)**

(**) Term: **14 Years**

(21) Appl. No.: **29/516,811**

(22) Filed: **Feb. 6, 2015**

(30) **Foreign Application Priority Data**

Aug. 8, 2014 (DE) 40 2014 100 705

(51) **LOC (10) Cl.** **12-08**

(52) **U.S. Cl.**
USPC **D12/91**

(58) **Field of Classification Search**
USPC D12/86, 90-92; D21/421, 433, 434;
296/181.1, 181.5

CPC B62D 35/00; B62D 25/00; B62D 25/06;
B62D 33/00

See application file for complete search history.

(56) **References Cited**

U.S. PATENT DOCUMENTS

D490,019 S * 5/2004 Sakae D12/91
D504,087 S * 4/2005 Hakamata D12/91
D513,716 S * 1/2006 Acampora D12/91

D540,714 S * 4/2007 Mueller-Stolz D12/91
D575,677 S * 8/2008 Hildebrand D12/91
D598,810 S * 8/2009 Jang D12/91
D605,084 S * 12/2009 Szavits D12/91
D626,455 S * 11/2010 Syring D12/92
D633,571 S * 3/2011 Schneider D12/91
D670,607 S * 11/2012 Buckingham D12/92
D738,786 S * 9/2015 Mueller-Stolz D12/91
D745,437 S * 12/2015 Goeppel D12/92

FOREIGN PATENT DOCUMENTS

EM 002374272-0001 3/2014
EM 002509695-0001 9/2014

* cited by examiner

Primary Examiner — Melody N Brown

(74) *Attorney, Agent, or Firm* — Crowell & Moring LLP

(57) **CLAIM**

The ornamental design for a vehicle, toy, and/or replicas thereof, as shown and described.

DESCRIPTION

This application contains subject matter related to the following co-pending U.S. design patent application:

Application Ser. No. 29/497,495, filed Jul. 25, 2014 and entitled "Vehicle, Toy, and/or Replicas Thereof."

FIG. 1 is a left, front perspective view of a vehicle, toy, and/or replicas thereof according to the design;

FIG. 2 is a left side view thereof;

FIG. 3 is a right side view thereof;

FIG. 4 is a left, rear perspective view thereof;

FIG. 5 is a front view thereof;

FIG. 6 is a rear view thereof; and,

FIG. 7 is a top view thereof.

1 Claim, 7 Drawing Sheets






Fig. 1




Fig. 2




Fig. 3



Fig. 4



Fig. 5

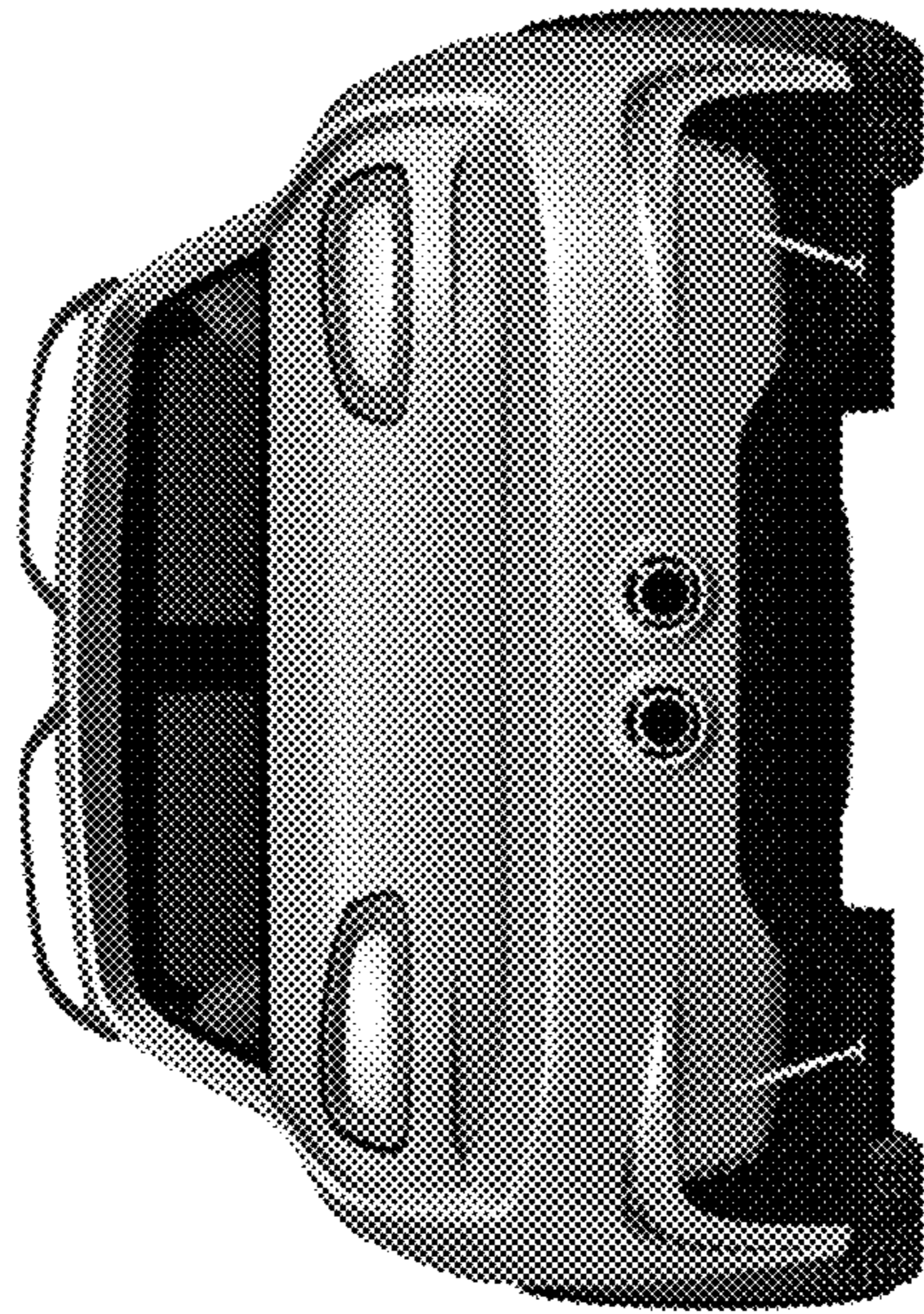


Fig. 6



Fig. 7