



US00D759540S

(12) **United States Design Patent**
Davidson et al.

(10) **Patent No.:** **US D759,540 S**
(45) **Date of Patent:** **** Jun. 21, 2016**

(54) **VEHICLE AND/OR VEHICLE REPLICA**

(71) Applicants: **Benjamin R. Davidson**, Torrance, CA
(US); **William R. Yex**, Redondo Beach,
CA (US)

(72) Inventors: **Benjamin R. Davidson**, Torrance, CA
(US); **William R. Yex**, Redondo Beach,
CA (US)

(73) Assignee: **HONDA MOTOR CO., LTD.**, Tokyo
(JP)

(**) Term: **14 Years**

(21) Appl. No.: **29/509,587**

(22) Filed: **Nov. 19, 2014**

(51) **LOC (10) Cl.** **12-08**

(52) **U.S. Cl.**
USPC **D12/91**

(58) **Field of Classification Search**
USPC D12/86, 90-92, 88; D21/421, 433, 434;
296/181.1, 181.5

CPC B62D 35/00; B62D 25/00; B62D 25/06;
B62D 33/00

See application file for complete search history.

(56) **References Cited**

U.S. PATENT DOCUMENTS

D633,418 S	3/2011	Frei et al.	
D638,754 S	5/2011	Faghihzadeh	
D647,432 S	10/2011	Zheng et al.	
D651,141 S	12/2011	Tachibana	
D702,601 S	4/2014	Wada	
D709,800 S *	7/2014	Cartabiano	D12/91
D719,487 S *	12/2014	Asai	D12/91
D720,264 S	12/2014	Hanaoka	

D721,020 S	1/2015	Hanaoka	
D731,923 S *	6/2015	Tanaka	D12/91
D733,004 S *	6/2015	Huang	D12/91
D736,122 S	8/2015	Hammoud et al.	
D737,736 S	9/2015	Iwai	
D739,305 S *	9/2015	Gunnarson	D12/91
D743,303 S *	11/2015	Huang	D12/91

FOREIGN PATENT DOCUMENTS

JP	D1429533	4/2012
TW	D142172	8/2011
TW	D147154	5/2012

OTHER PUBLICATIONS

English translation of Taiwan IPO Search Report; Taiwan Design Patent Application No. 104302655; Dated Oct. 2, 2015.

* cited by examiner

Primary Examiner — Melody N Brown

(74) *Attorney, Agent, or Firm* — Pearne & Gordon LLP

(57) **CLAIM**


The ornamental design for a vehicle and/or vehicle replica, as shown and described.

DESCRIPTION

FIG. 1 is a front perspective view of a vehicle and/or vehicle replica showing our new design;
FIG. 2 is a rear perspective view thereof;
FIG. 3 is a right side view thereof, a left side view being a mirror image thereof;
FIG. 4 is a front view thereof;
FIG. 5 is a rear view thereof; and,
FIG. 6 is a top view thereof.

The portions of the vehicle and/or vehicle replica shown in broken lines are provided for illustrative purposes only and form no part of the claimed design.

1 Claim, 5 Drawing Sheets



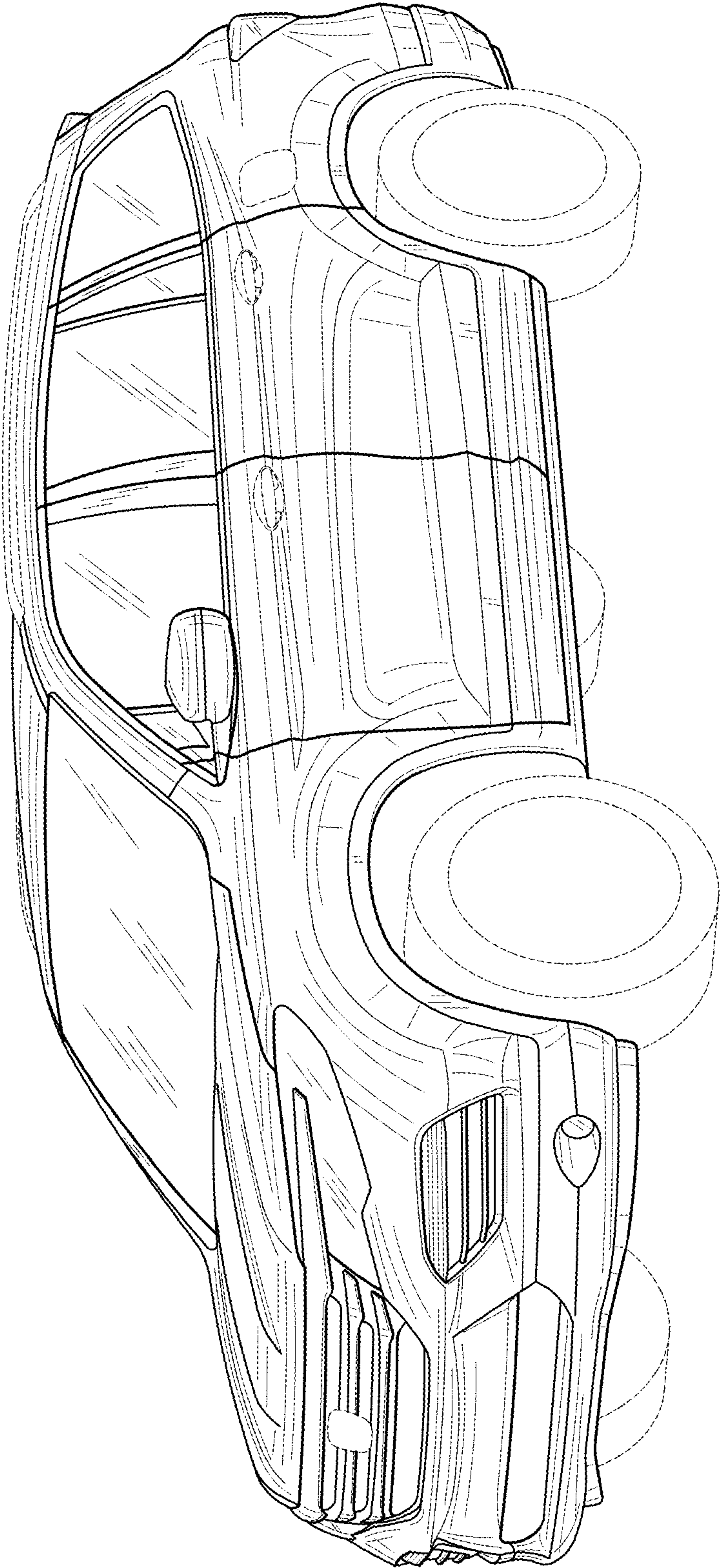


FIG. 1

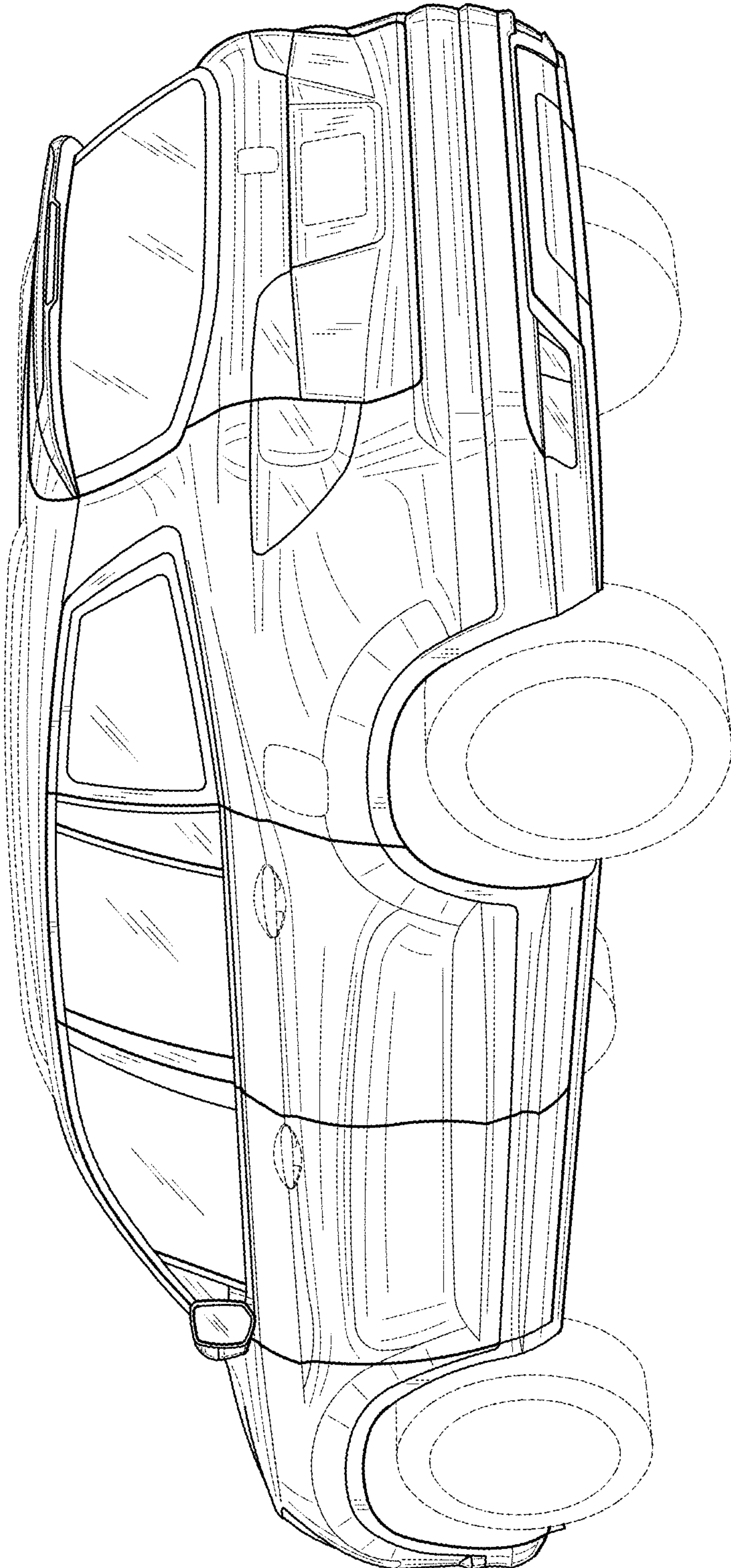


FIG. 2

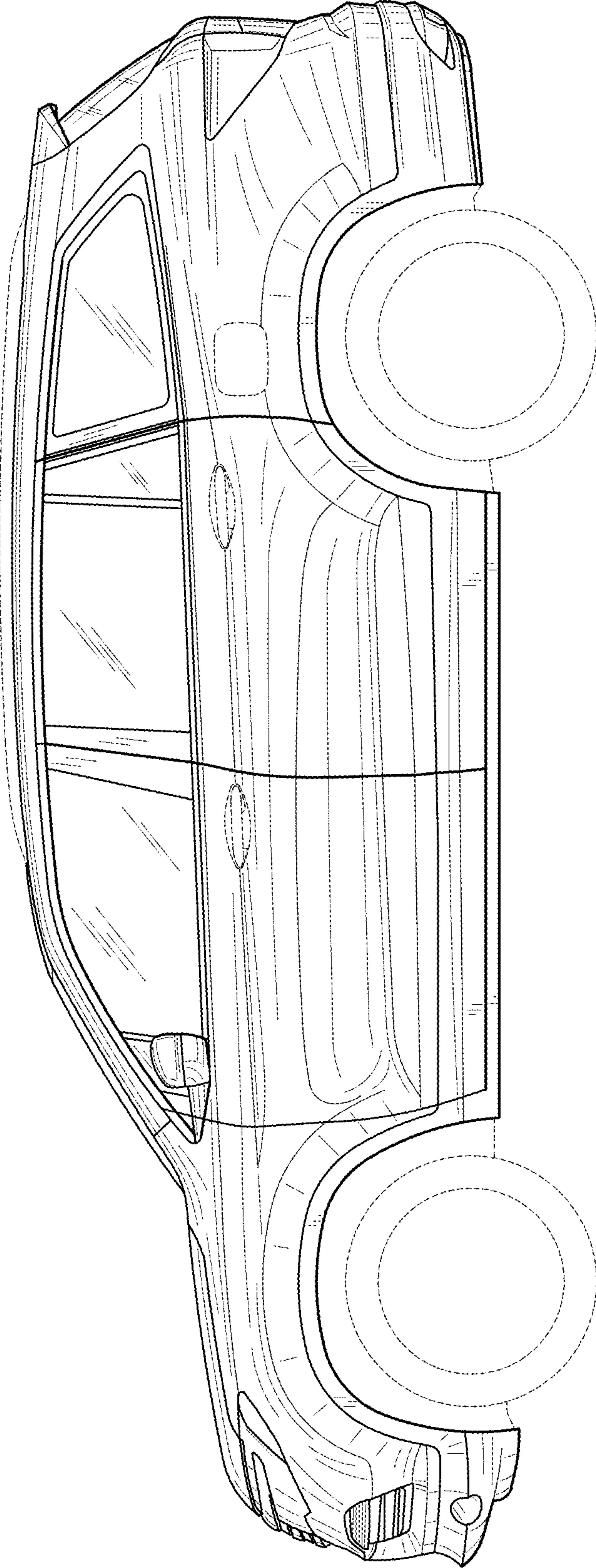


FIG. 3




FIG. 4




FIG. 5

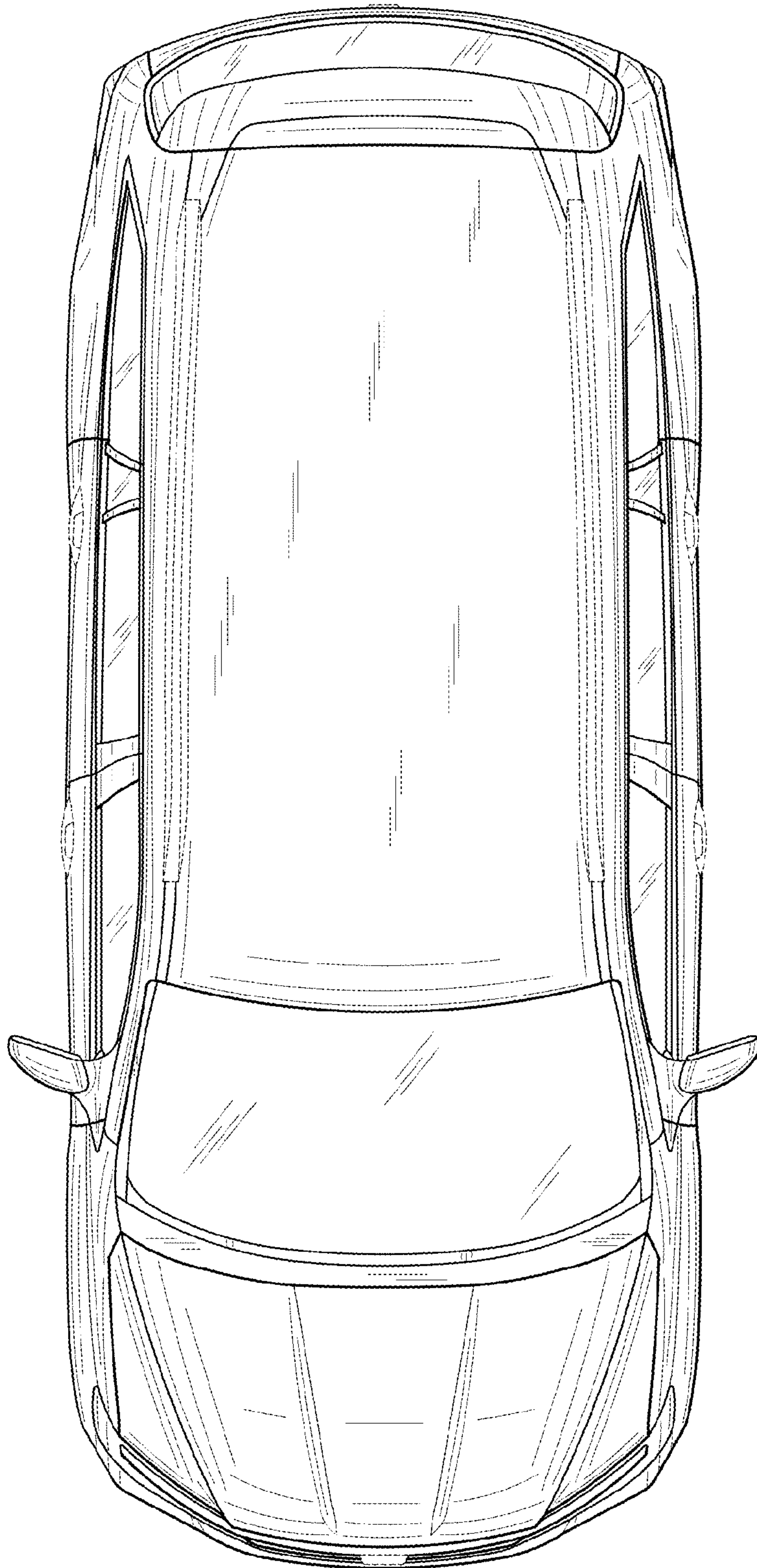


FIG. 6