



US00D759538S

(12) **United States Design Patent**
Reddy

(10) **Patent No.:** **US D759,538 S**
(45) **Date of Patent:** **** Jun. 21, 2016**

(54) **NEGOTIABLE INSTRUMENT**

(71) Applicant: **Walter Reddy**, Weston, CT (US)
(72) Inventor: **Walter Reddy**, Weston, CT (US)
(73) Assignee: **Pure Grains of Gold, LLC**, Cheyenne, WY (US)

(**) Term: **14 Years**
(21) Appl. No.: **29/458,492**
(22) Filed: **Jun. 20, 2013**

(51) **LOC (10) Cl.** **11-03**

(52) **U.S. Cl.**
USPC **D11/116; D19/11**

(58) **Field of Classification Search**
USPC D11/95-116, 184; D19/1-12; D20/11; 283/57-59, 70, 89, 105; 235/487, 379
CPC B42D 15/0033; B42D 15/0086; B42D 25/21; B42D 25/29; B42D 2033/00; B42D 2035/00; G09F 2003/0208; G09F 3/0288; G06Q 20/381

See application file for complete search history.

FOREIGN PATENT DOCUMENTS

AU 2010229329 10/2011
WO 2010110883 3/2010

OTHER PUBLICATIONS

GoldandSilverBullionSales.com, "World First Equity Trade Note," download at: <http://www.goldandsilverbullionsales.com/gold-silver-products/equity-trade-note/>, 2010.

(Continued)

Primary Examiner — T. Chase Nelson

Assistant Examiner — Mark Cavanna

(74) *Attorney, Agent, or Firm* — Wiggin and Dana LLP; Gregory S. Rosenblatt

(57) **CLAIM**

The ornamental design for a negotiable instrument, as shown and described.

(56) **References Cited**

U.S. PATENT DOCUMENTS

1,621,457 A * 3/1927 Bullock B42D 25/29
283/105
1,655,483 A 1/1928 Wheeler
D130,021 S * 10/1941 Hamilton D19/11
2,769,265 A 11/1956 Page
3,089,800 A 5/1963 Colfer et al.
3,950,015 A 4/1976 Shrock
4,614,365 A * 9/1986 Tresser B42D 25/29
283/58
4,634,148 A * 1/1987 Greene B42D 15/00
283/70
4,698,021 A 10/1987 Shoher et al.
4,864,111 A * 9/1989 Cabili G06K 5/00
283/58
4,958,066 A * 9/1990 Hedgcoth G06Q 20/347
235/487
D315,745 S 3/1991 Noyman
5,120,589 A 6/1992 Morikawa et al.
5,433,483 A * 7/1995 Yu B42D 25/29
283/57

(Continued)

DESCRIPTION

U.S. Non-Provisional patent application Ser. No. 14/303,115 entitled "Precious Metal Composite Useful as a Negotiable Instrument" filed on Jun. 12, 2014.

FIG. 1 is a plan view of the obverse side of a new negotiable instrument design;


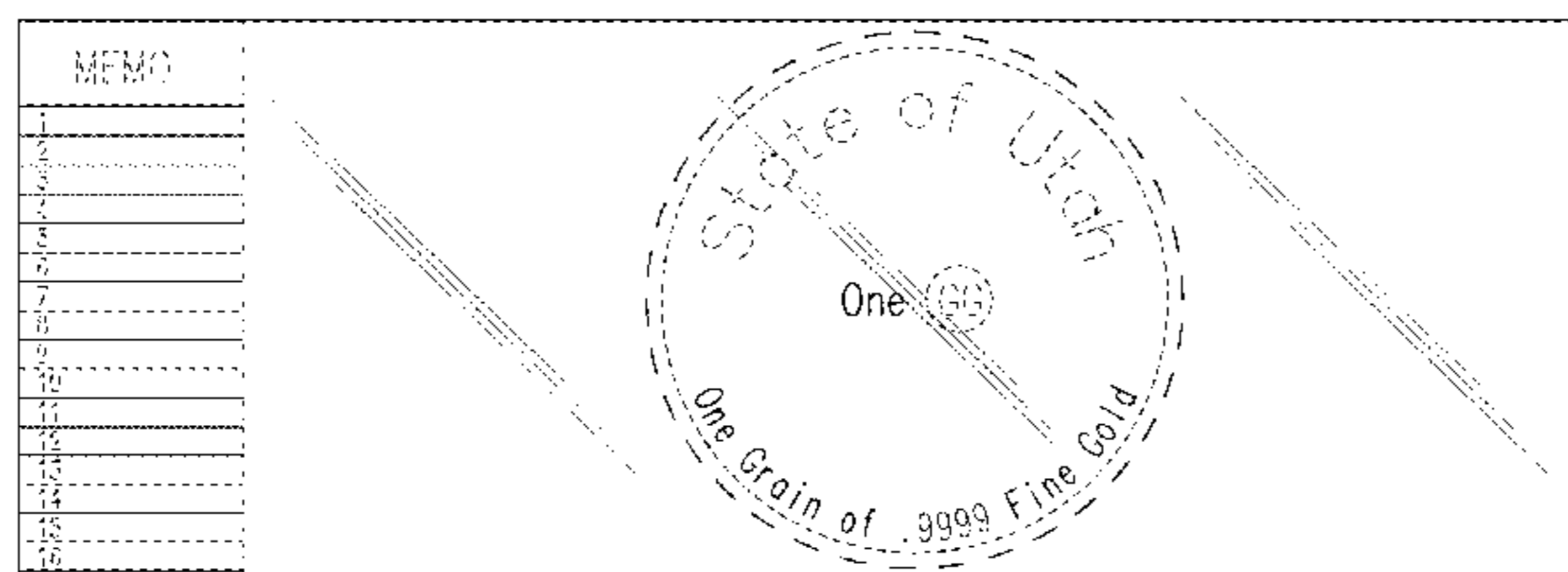
FIG. 2 is a plan view of a first embodiment of the reverse side of the new negotiable instrument; and,

FIG. 3 is a plan view of a second embodiment of the reverse side of the new negotiable instrument.

The letters, numbers and circles shown in broken lines in FIGS. 1-3 are exemplary and form no part of the claimed design.

The latitudinally extending broken line in FIG. 1 shows a claimed perforation on the obverse side of the negotiable instrument. The parallel, latitudinally extending broken lines in FIG. 2 and FIG. 3 show perforations on the reverse side of the negotiable instrument and also form part of the claimed design.

1 Claim, 3 Drawing Sheets



(56)

References Cited

U.S. PATENT DOCUMENTS

5,441,309 A * 8/1995 D'Alessio B42D 25/29
283/59
5,445,418 A 8/1995 Blend
D365,598 S * 12/1995 Kunkler D20/11
D377,048 S * 12/1996 Pacheco De Carvalho D19/1
D377,372 S * 1/1997 Thompson D19/1
D386,784 S * 11/1997 Kunkler D19/11
5,740,271 A * 4/1998 Kunkler G06Q 20/04
283/58
D397,145 S * 8/1998 Morozov D19/11
D405,824 S * 2/1999 Morozov D19/11
D415,194 S * 10/1999 Thompson D19/1
D417,888 S * 12/1999 Anderson D19/11
D425,934 S * 5/2000 Kunkler D20/11
6,089,610 A * 7/2000 Greene B42D 25/29
283/89
D480,419 S 10/2003 Anderson

7,040,539 B1 * 5/2006 Stover G06Q 20/042
235/379
D541,856 S * 5/2007 Canon D19/11
7,266,527 B1 * 9/2007 Martin G06Q 20/04
705/35
D615,599 S 5/2010 Hashim
8,189,862 B2 5/2012 Zhao et al.
D665,023 S * 8/2012 Schirmer D19/11
8,301,893 B2 10/2012 Brundage
2005/0072520 A1 4/2005 Berman
2006/0144924 A1 * 7/2006 Stover G06Q 20/042
235/379
2011/0039042 A1 2/2011 Johansen et al.

OTHER PUBLICATIONS

Sculpt Nouveau, "Ever-Clear," download at: <http://www.sculptnouveau.com/Details.cfm?ProdID=98&category=7>, 2013.
Board of Governors of the Federal Reserve System, "Is U.S. Currency Still Backed by Gold?", download at: http://www.federalreserve.gov/faqs/currency_12770.htm, 2013.

* cited by examiner

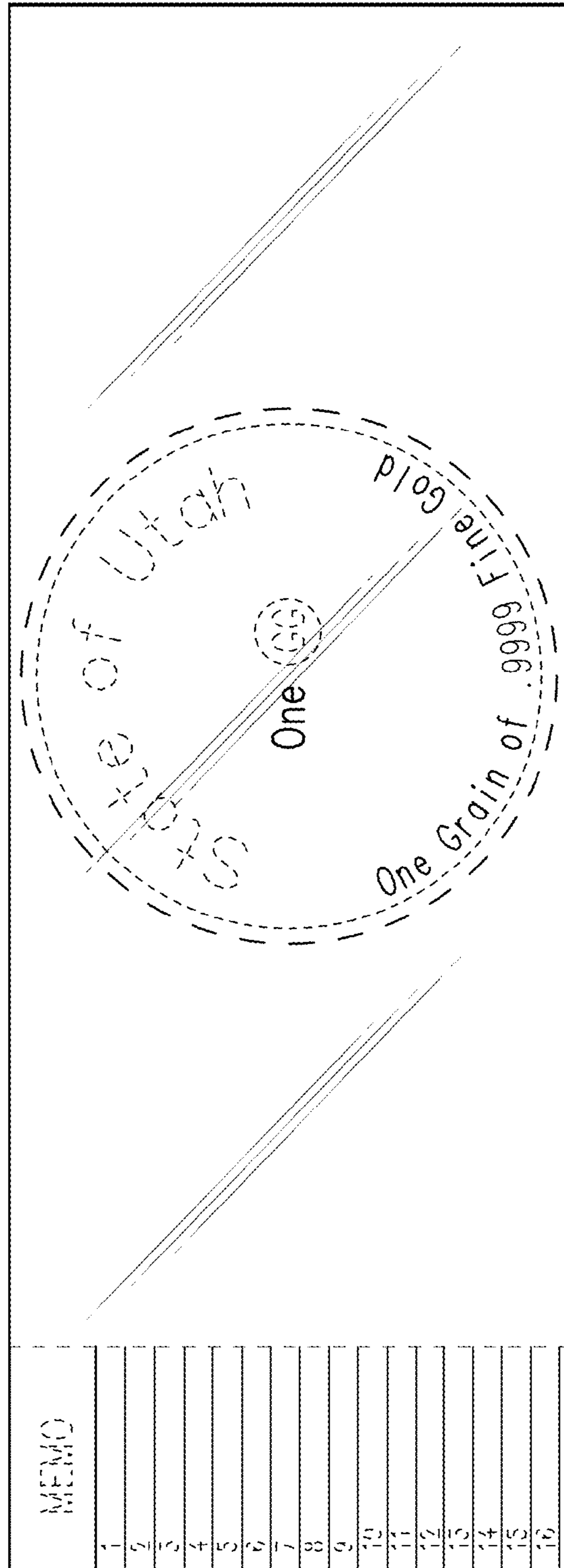


FIG. 1

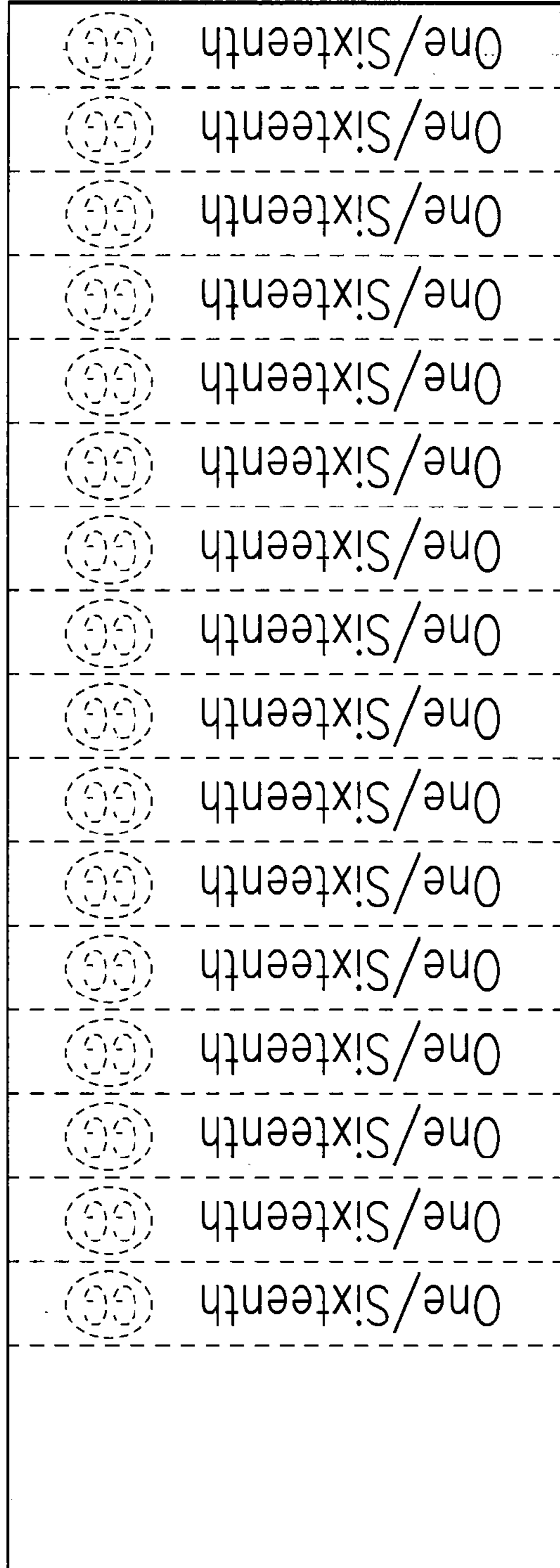


FIG. 2

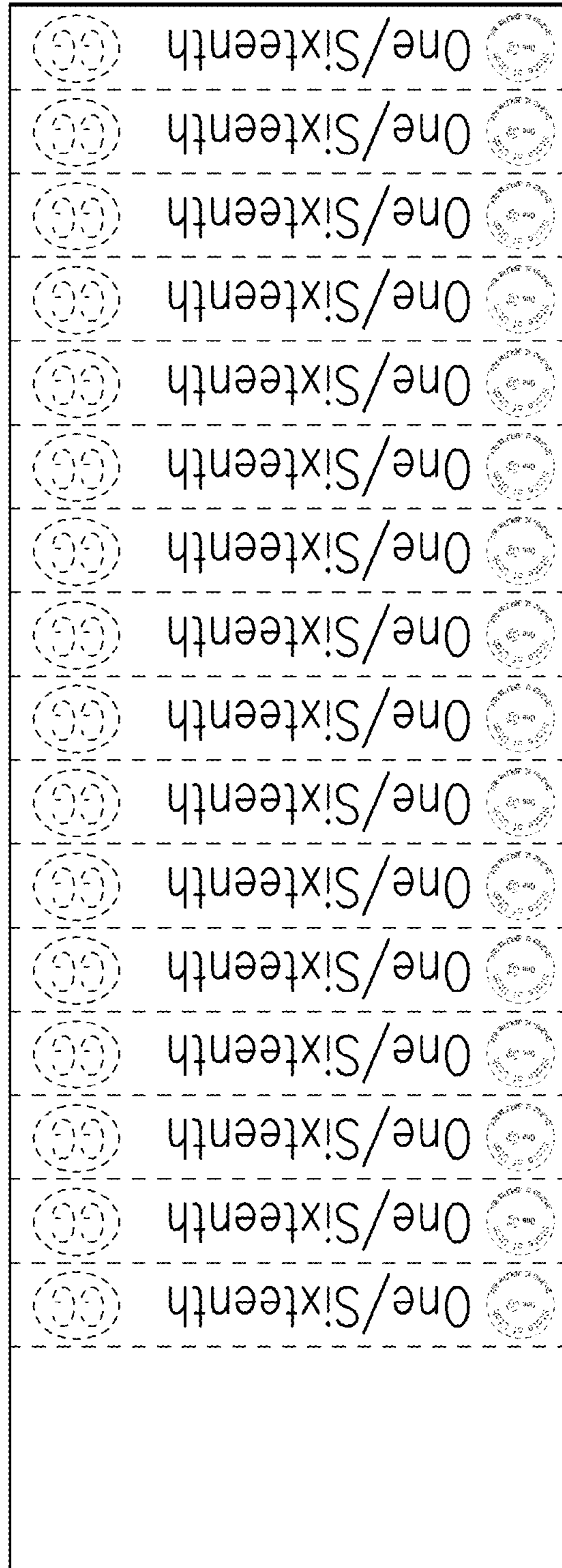


FIG. 3