



US00D759476S

(12) **United States Design Patent**
Iwahara et al.

(10) **Patent No.:** **US D759,476 S**
(45) **Date of Patent:** **** Jun. 21, 2016**

(54) **CLIP**

(71) Applicant: **DAIWA KASEI KOGYO**
KABUSHIKI KAISHA, Okazaki-shi,
Aichi-ken (JP)

(72) Inventors: **Toshio Iwahara**, Okazaki (JP);
Kazuhiro Banno, Okazaki (JP); **Syouji**
Yamashita, Okazaki (JP)

(73) Assignee: **DAIWA KASEI KOGYO**
KABUSHIKI KAISHA, Okazaki-shi,
Aichi-ken (JP)

(**) Term: **15 Years**

(21) Appl. No.: **29/536,708**

(22) Filed: **Aug. 19, 2015**

Related U.S. Application Data

(62) Division of application No. 29/463,268, filed on Sep. 25, 2013, now abandoned.

(30) **Foreign Application Priority Data**

Jun. 18, 2013 (JP) 201313725

(51) **LOC (10) Cl.** **08-08**

(52) **U.S. Cl.**
USPC **D8/395**

(58) **Field of Classification Search**
USPC D8/394-396, 71-74, 499, 354-356;
D11/78.1, 200, 237

CPC A61F 5/01; A42B 3/08; A47D 15/00;
A01D 90/00; H01R 43/01; H02G 1/00;
H02G 1/04; H02G 1/06; B25B 7/02; B25B
5/12; B26B 7/123; E05B 73/00; E05B 11/00

See application file for complete search history.

(56) **References Cited**

U.S. PATENT DOCUMENTS

D130,576 S * 12/1941 Campbell et al. 248/67
2,439,141 A * 4/1948 Meighan F16G 11/00
24/129 R

(Continued)

FOREIGN PATENT DOCUMENTS

KR 300399328.0000 * 11/2005
KR 300540867.0001 * 9/2009
KR 300707549.0000 * 9/2013

OTHER PUBLICATIONS

VW Audi Seat Skoda Trim Metal Spring Clips Interior | eBay, online,
website copyright 2016, <http://www.ebay.co.uk/itm/VW-AUDI-SEAT-SKODA-TRIM-PANEL-LINING-UPHOLSTERY-METAL-SPRING-CLIPS-INTERIOR/400651044291>, [site visited Jan. 6, 2016 4:43:11 PM].*

Primary Examiner — John Windmuller

Assistant Examiner — John R Yeh

(74) *Attorney, Agent, or Firm* — Ladas & Parry LLP

(57) **CLAIM**

The ornamental design for a clip, as shown and described.

DESCRIPTION

FIG. 1 is a top side perspective view of a clip showing our new design;

FIG. 2 is a bottom side perspective view thereof;

FIG. 3 is a front elevation view thereof;

FIG. 4 is a rear elevation view thereof;

FIG. 5 is a right side elevation view thereof;

FIG. 6 is a top plan view thereof;

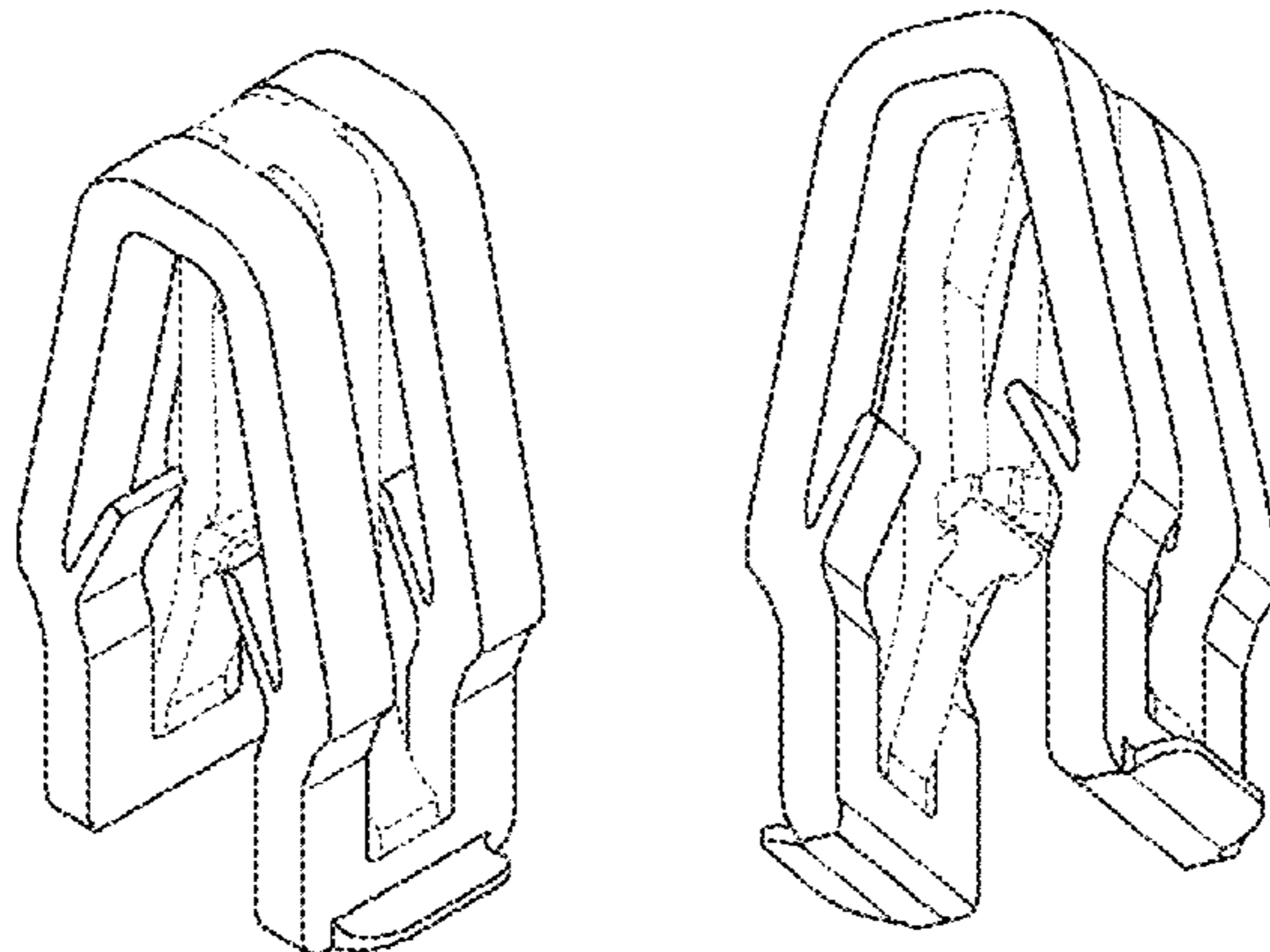
FIG. 7 is a bottom plan view thereof;

FIG. 8 is a sectional view thereof, taken along line 8-8 in FIG. 5; and,

FIG. 9 is a reference view showing the environment in which the design is associated.

The broken lines shown in the drawings form no part of the claimed design. The dot-dash lines shown in the drawings represent boundaries of claimed and unclaimed portions of the claimed design.

1 Claim, 5 Drawing Sheets



(56)

References Cited

U.S. PATENT DOCUMENTS

3,205,546 A * 9/1965 Nelson F16B 5/125
24/292
5,263,233 A * 11/1993 Kim B05C 19/002
24/289
5,759,004 A * 6/1998 Kuffel H02R 3/30
24/295
6,074,150 A * 6/2000 Shinozaki B60R 13/0206
24/297
6,796,006 B2 * 9/2004 Hansen F16B 5/065
24/289
6,918,162 B2 * 7/2005 Bodo F16B 2/241
24/293
D520,865 S * 5/2006 Wakabayashi D8/396
7,120,971 B2 * 10/2006 Osterland B60R 13/0206
24/295
7,152,281 B2 * 12/2006 Scroggie B60R 13/0206
24/289

D549,566 S * 8/2007 Kamiya D8/395
D572,129 S * 7/2008 Keays 24/297
D658,974 S * 5/2012 Komeno D8/356
D671,391 S * 11/2012 Komeno D8/356
D691,026 S * 10/2013 Komeno D8/356
D693,733 S * 11/2013 Fujii D11/200
D709,354 S * 7/2014 Komeno D8/356
D716,137 S * 10/2014 Szymanski D8/395
D722,493 S * 2/2015 Ramsauer D8/395
2003/0079316 A1 * 5/2003 Ogawa F16B 5/06
24/297
2003/0200634 A1 * 10/2003 Hansen F16B 5/065
24/297
2004/0238698 A1 * 12/2004 Shereyk F16B 5/0685
248/71
2005/0155191 A1 * 7/2005 Asano B60R 13/0206
24/297
2007/0284486 A1 * 12/2007 Smutny H02G 3/30
248/74.3

* cited by examiner

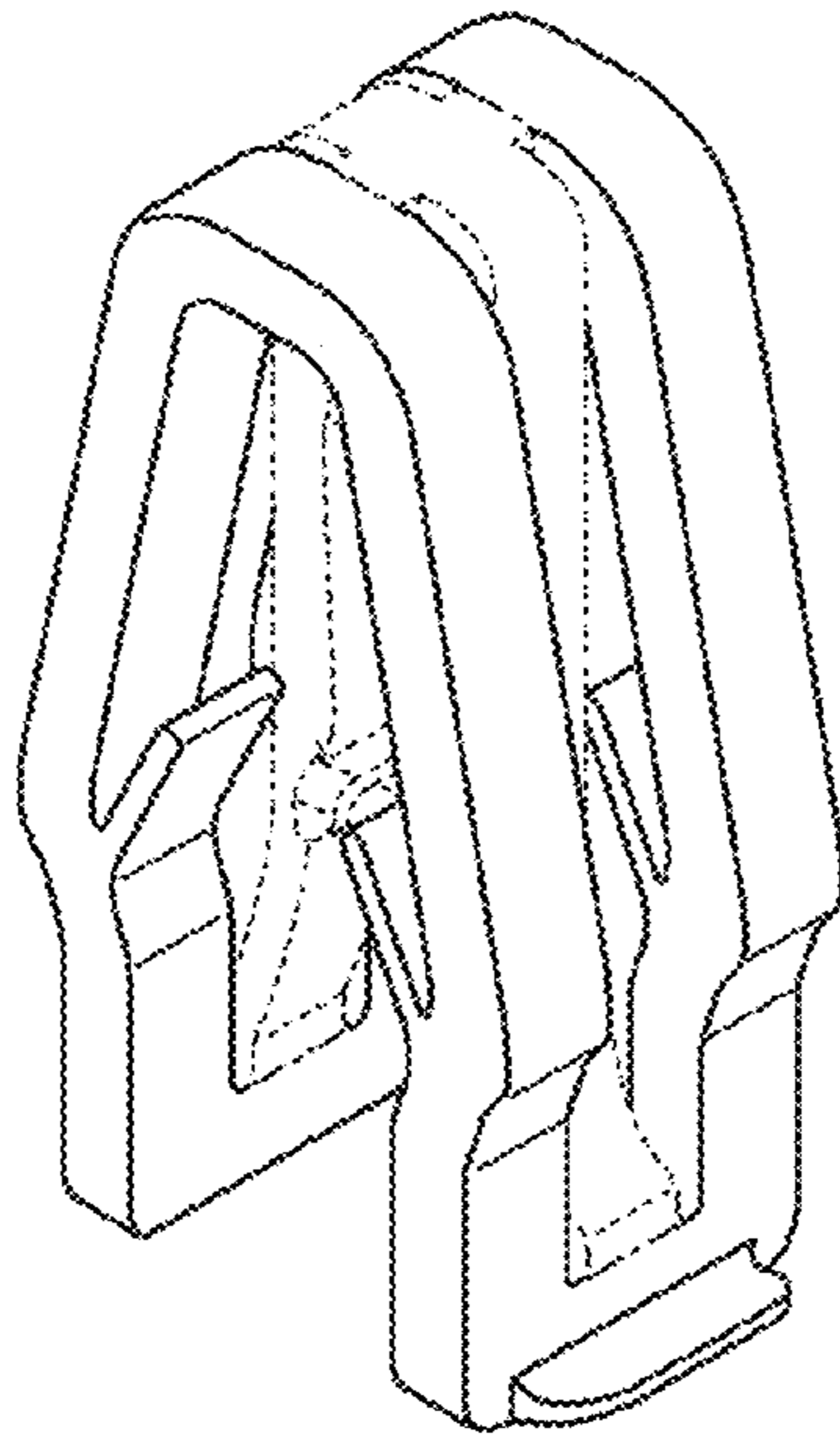


FIG. 1

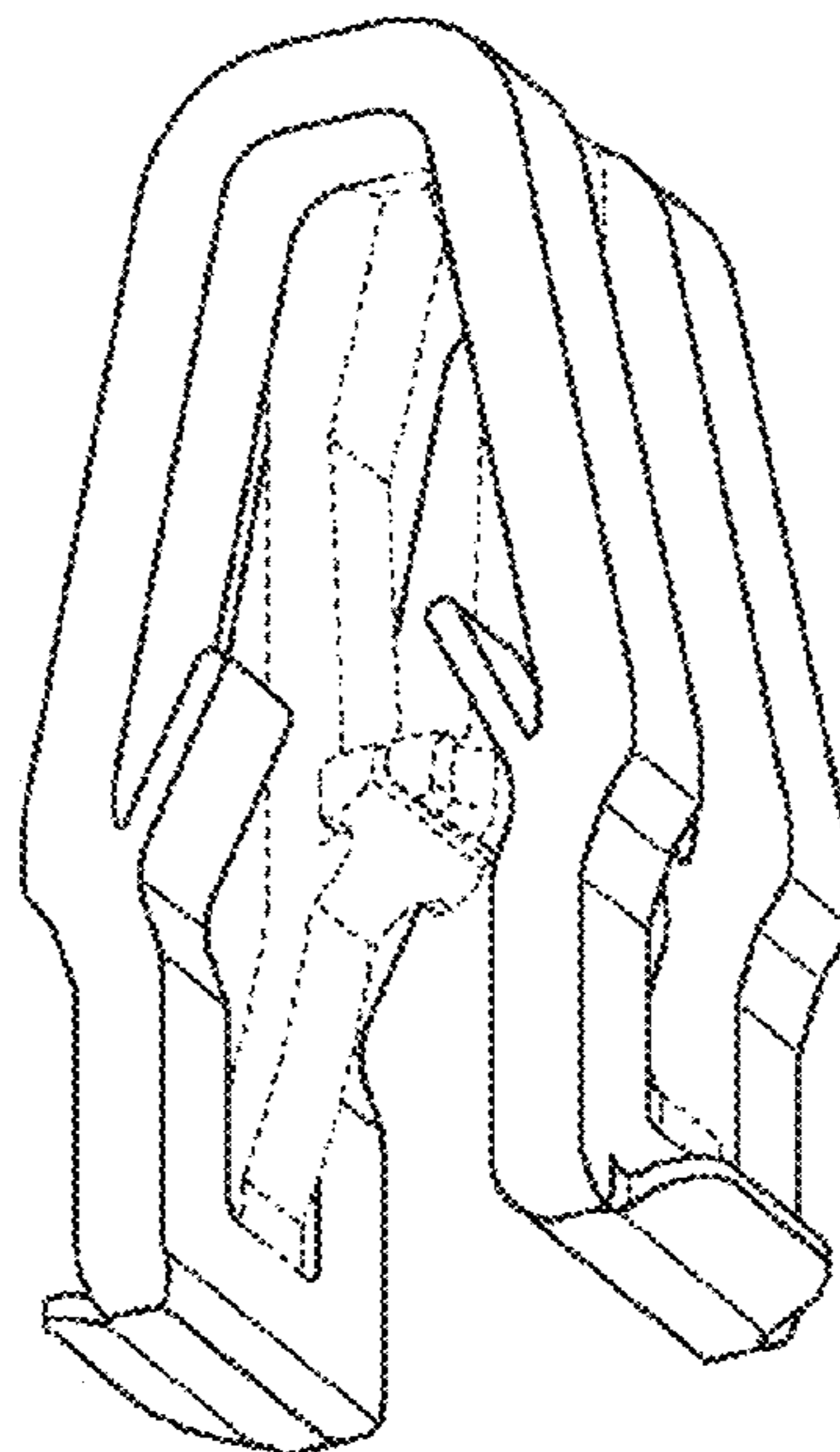


FIG. 2

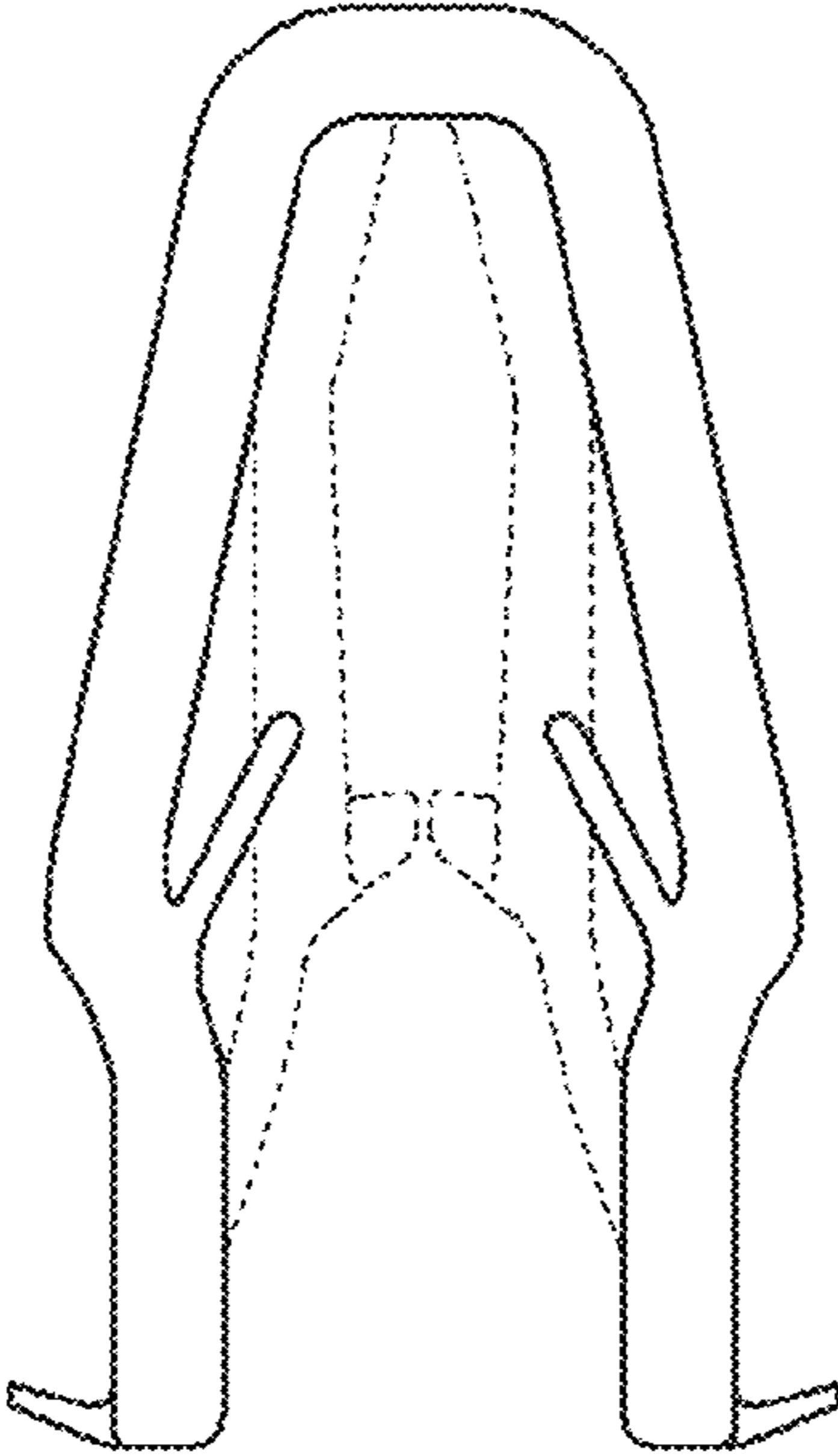


FIG. 3

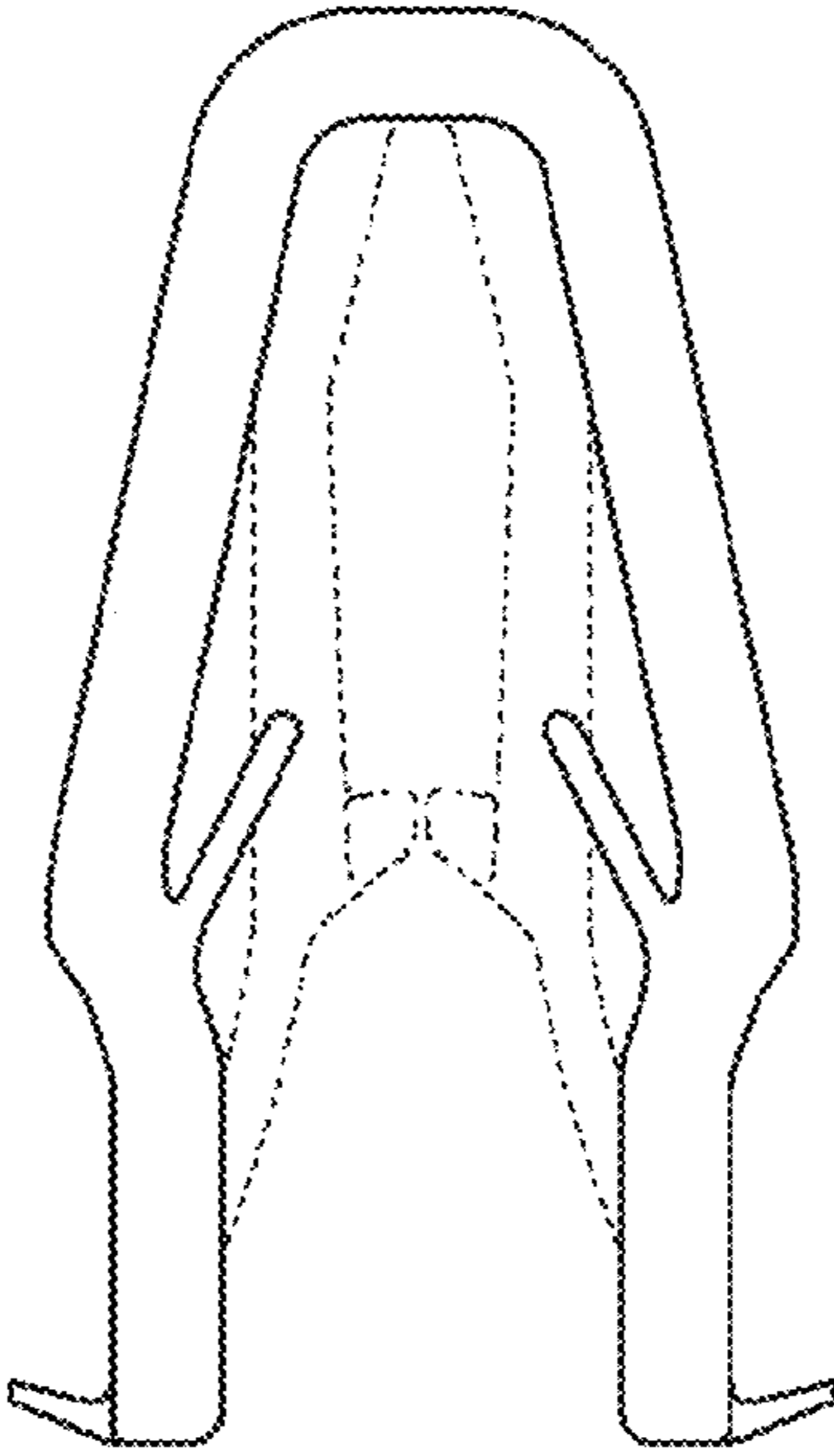


FIG. 4




FIG. 5

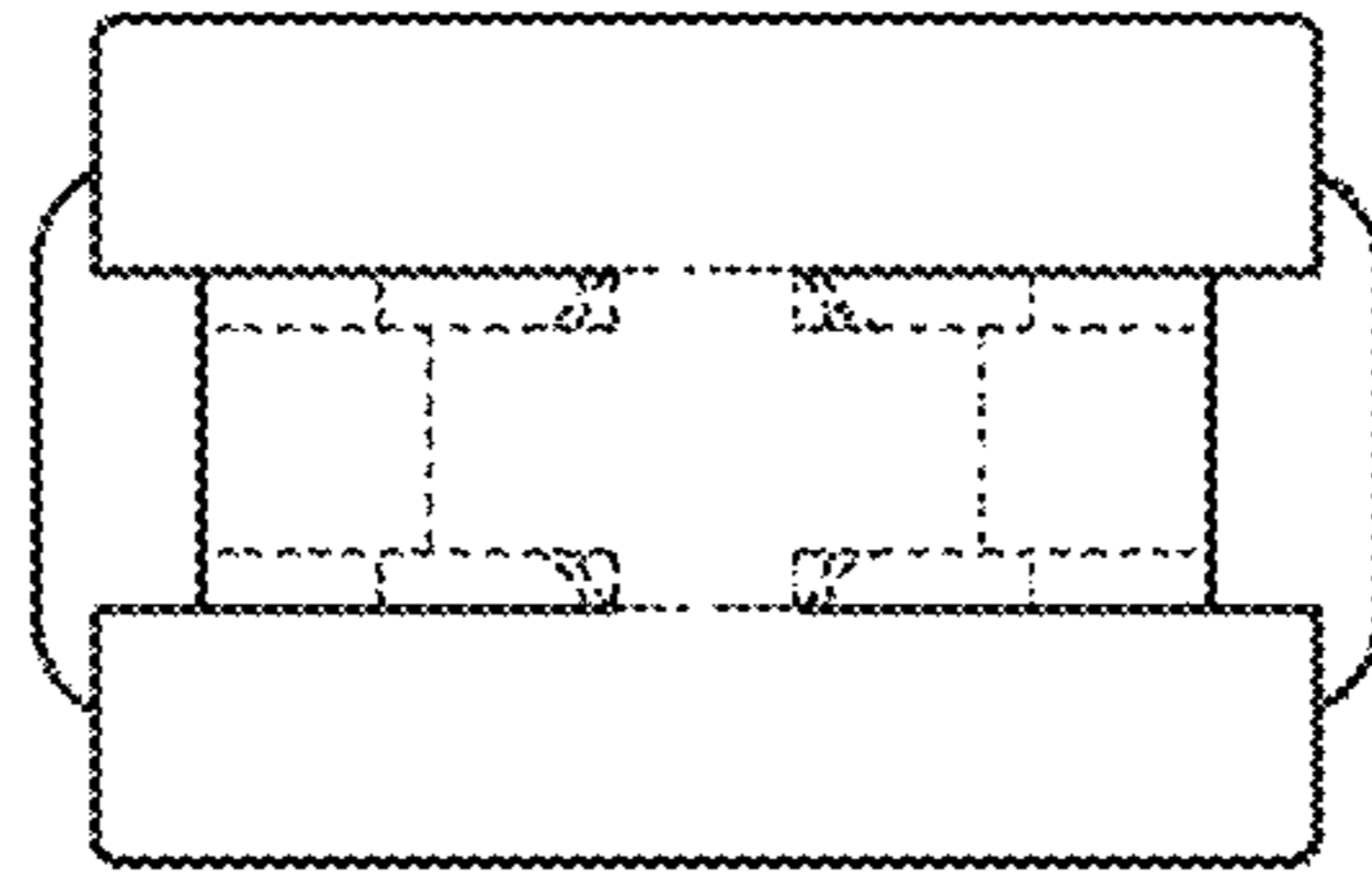


FIG. 6

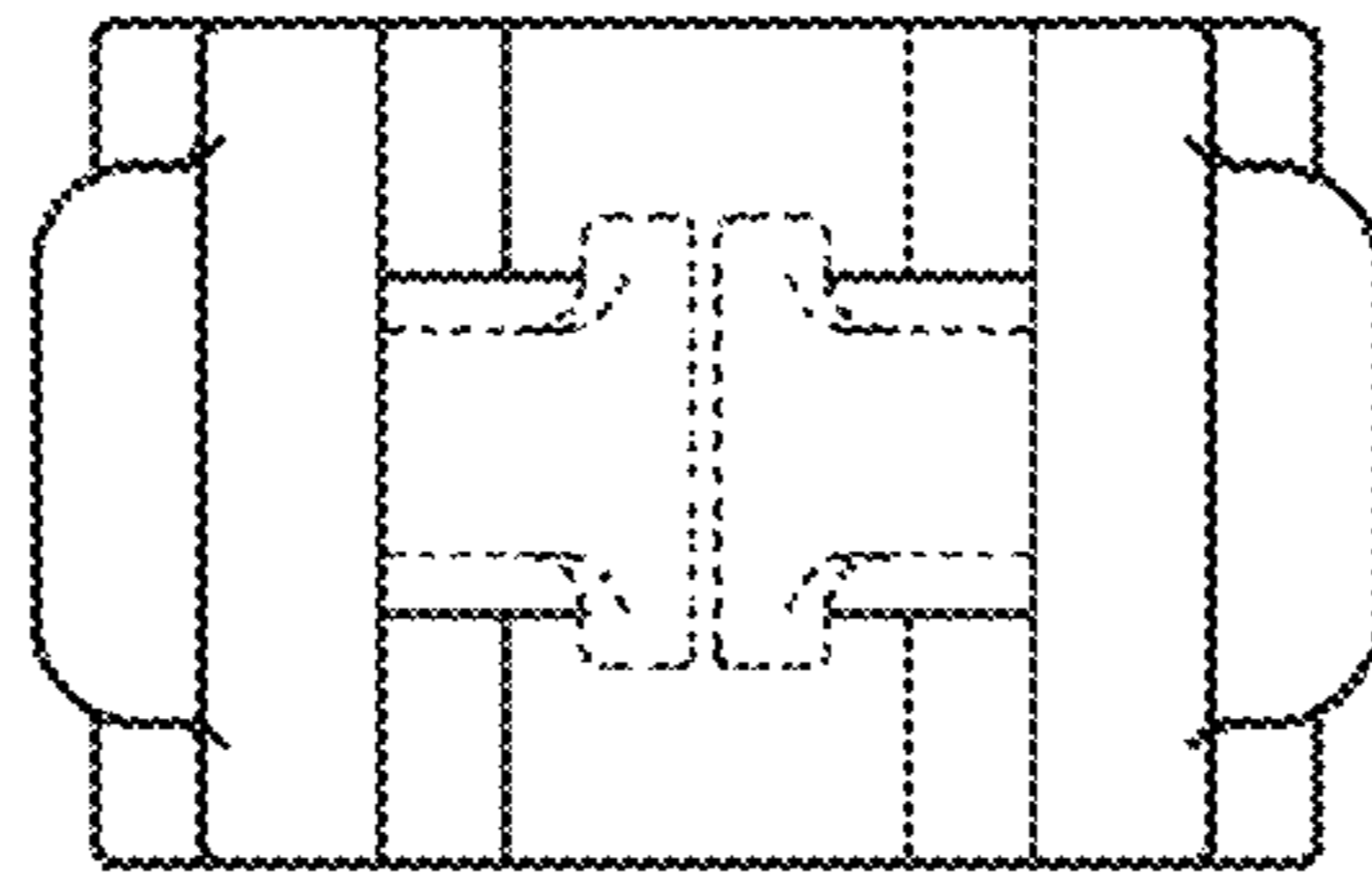


FIG. 7

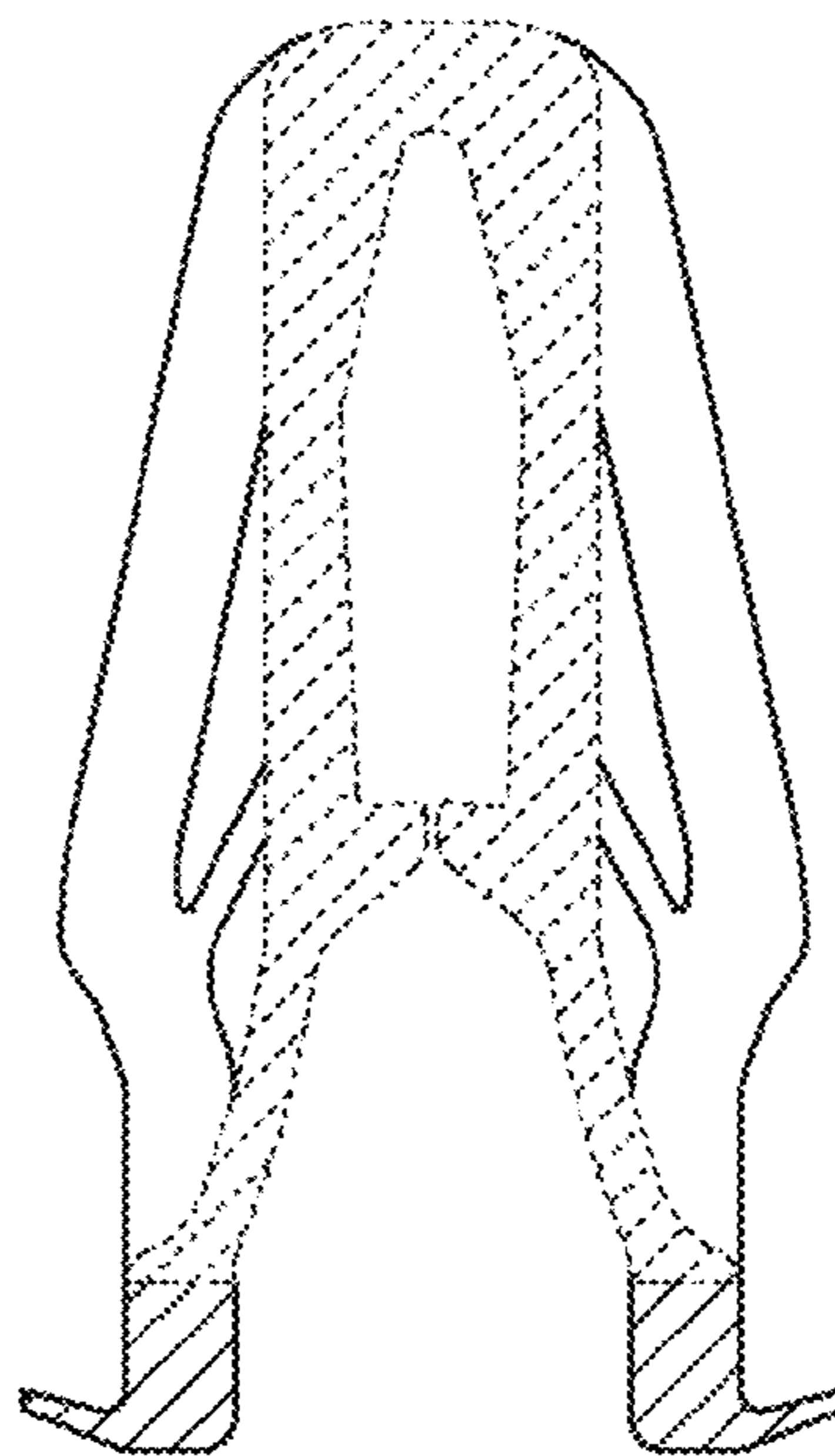


FIG. 8

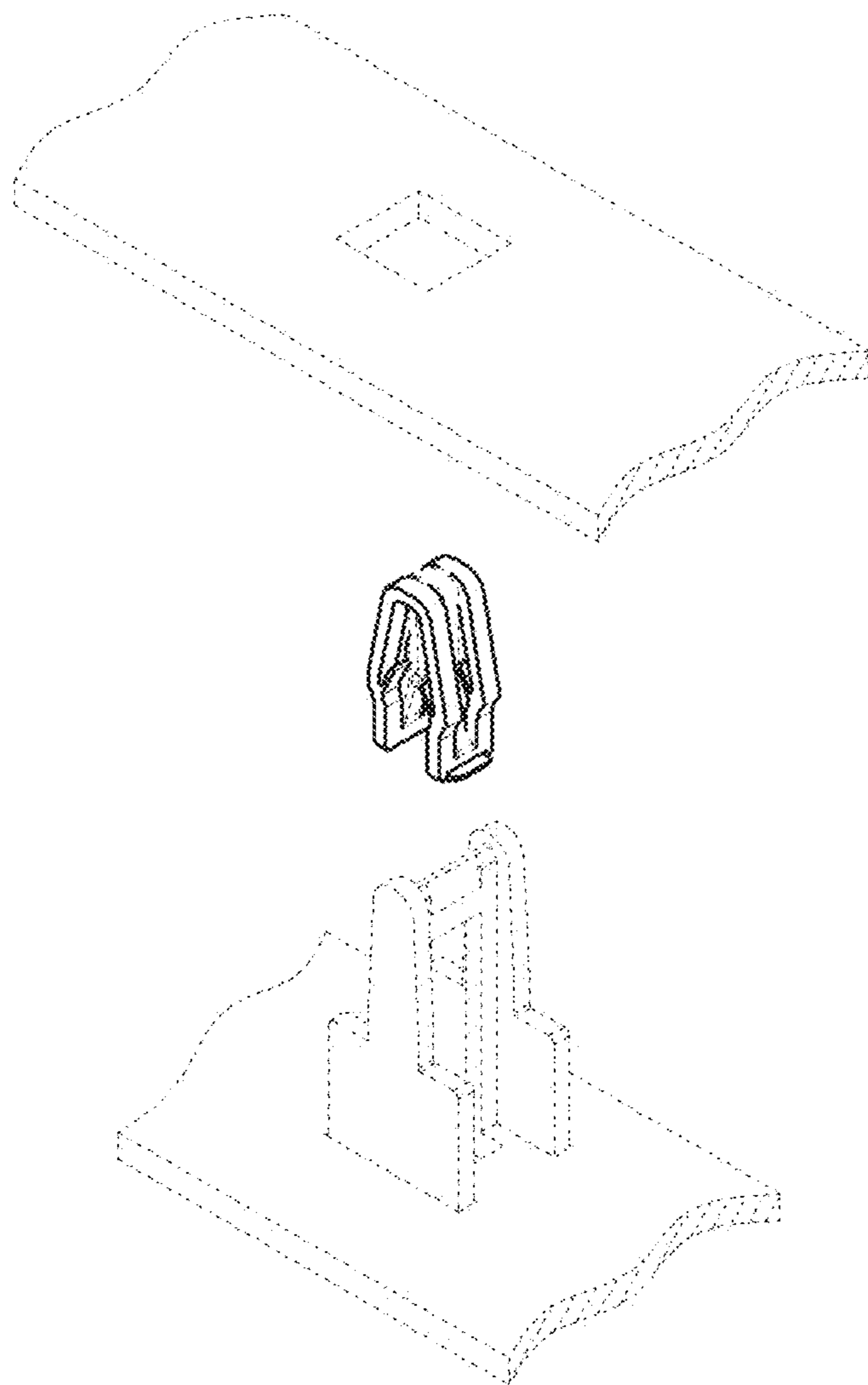


FIG. 9