



US00D759473S

(12) **United States Design Patent**
Zhou

(10) **Patent No.:** **US D759,473 S**
(45) **Date of Patent:** **** Jun. 21, 2016**

(54) **EARTH ANCHOR**

(71) Applicant: **Wei Zhou**, Beijing (CN)

(72) Inventor: **Wei Zhou**, Beijing (CN)

(**) Term: **14 Years**

(21) Appl. No.: **29/518,142**

(22) Filed: **Feb. 20, 2015**

(51) **LOC (10) Cl.** **08-08**

(52) **U.S. Cl.**
USPC **D8/388**

(58) **Field of Classification Search**

USPC D8/349, 354, 356, 382, 394, 499, 71, 72
CPC E02D 5/80; E02D 5/803; E02D 5/805;
E02D 17/20; E02D 5/74; E02D 5/76; F16G
11/02; F16G 11/00

See application file for complete search history.

D548,051 S * 8/2007 Ruppert D8/354
D572,546 S * 7/2008 Stahm D8/1
7,985,038 B2 * 7/2011 Kwon E02D 5/74
405/262
D670,154 S * 11/2012 Kelleghan D8/356
2008/0282625 A1 * 11/2008 Stahm E02D 5/80
52/163
2010/0269422 A1 * 10/2010 Stahm E02D 17/20
52/162
2010/0322718 A1 * 12/2010 Kwon E02D 5/76
405/262

* cited by examiner

Primary Examiner — Sheryl Lane

Assistant Examiner — Ieisha Price

(74) *Attorney, Agent, or Firm* — R. Tracy Crump

(57) **CLAIM**

I claim the ornamental design of an earth anchor, as shown and described.

(56) **References Cited**

U.S. PATENT DOCUMENTS

D259,240 S * 5/1981 Myron D12/317
4,574,539 A * 3/1986 Deike E02D 5/803
52/163
D287,098 S * 12/1986 Wilson D21/840
5,291,638 A * 3/1994 Huang A44B 11/14
24/170
5,833,400 A * 11/1998 Wamsher E02D 5/803
405/244
5,920,963 A * 7/1999 Chou F16G 11/10
24/170

DESCRIPTION

FIG. 1 is a perspective view of an earth anchor showing my design;

FIG. 2 is a left side view thereof;

FIG. 3 is a right side view thereof;

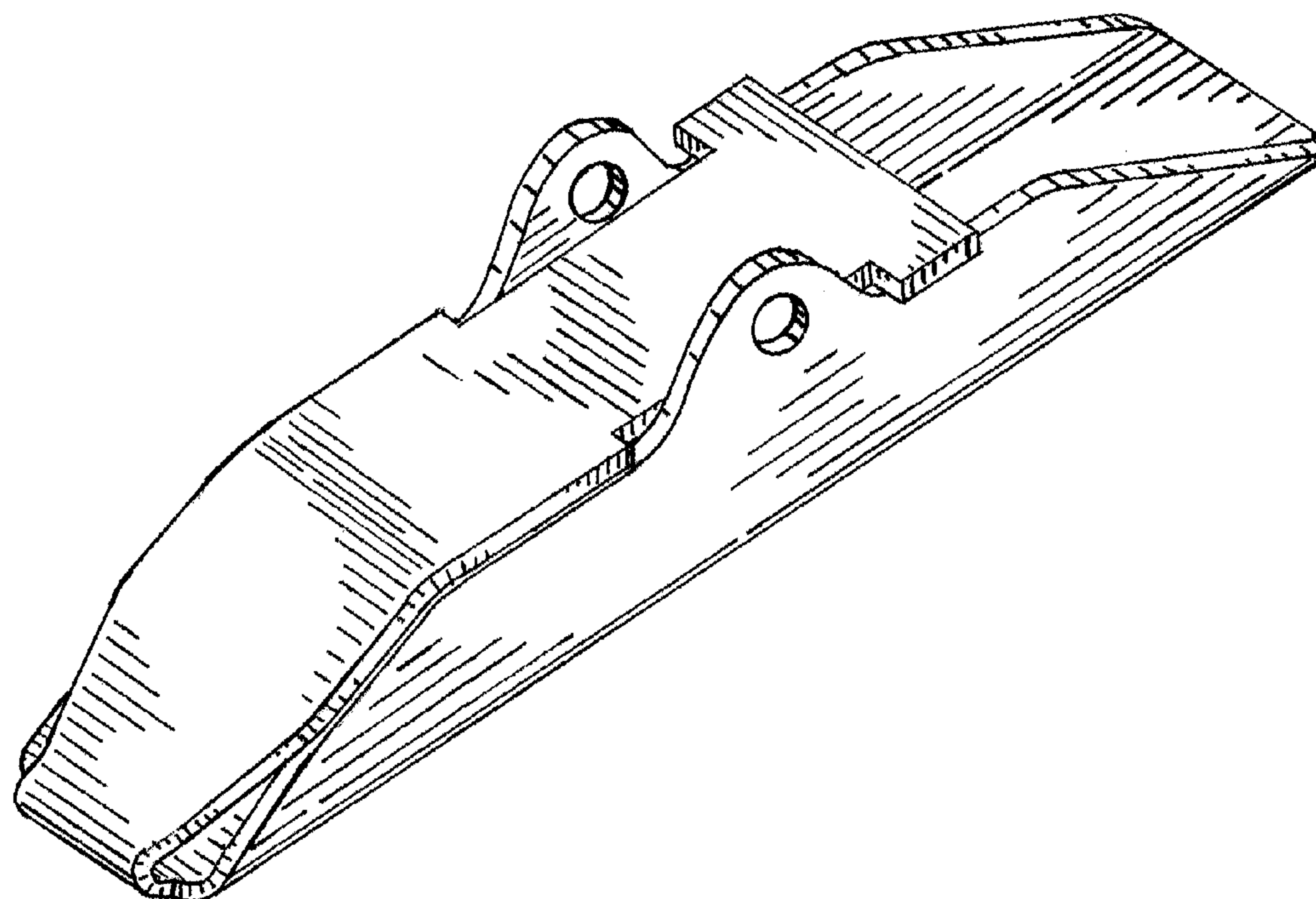
FIG. 4 is a top view thereof;

FIG. 5 is a bottom view thereof;

FIG. 6 is a front view thereof; and,

FIG. 7 is a rear view thereof.

1 Claim, 4 Drawing Sheets



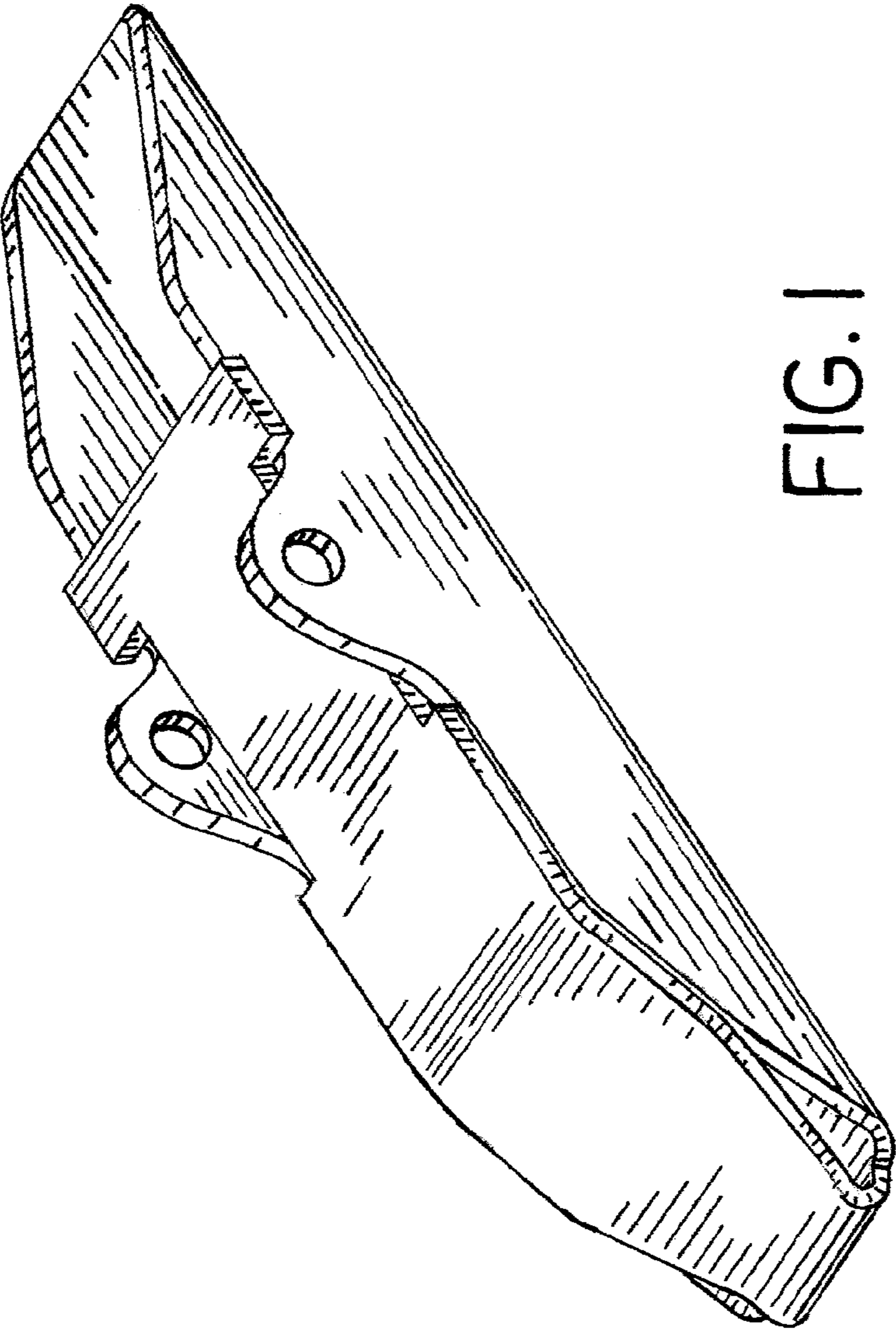


FIG. 1

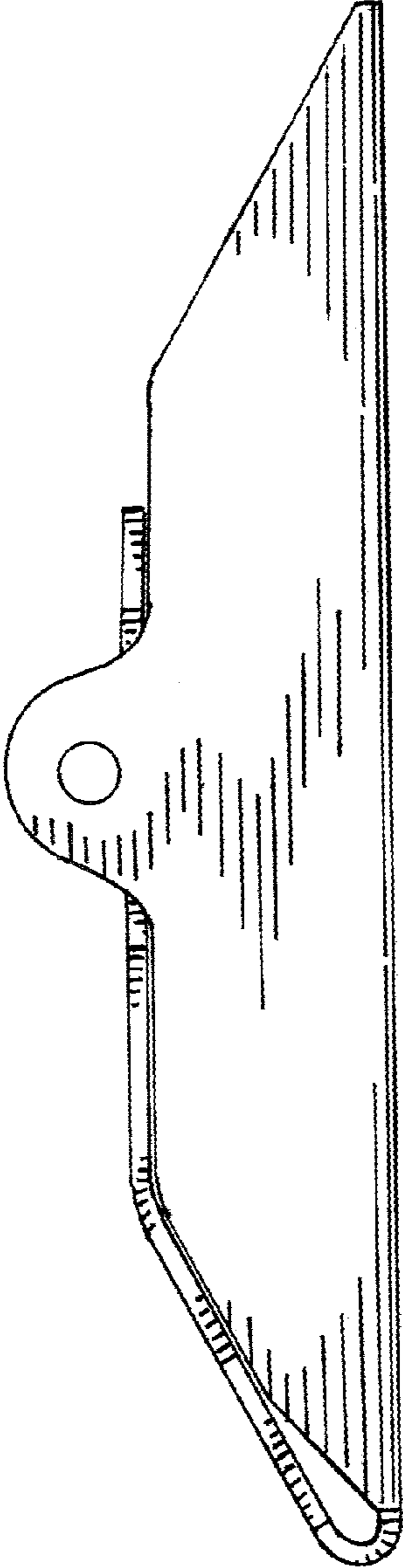


FIG. 2

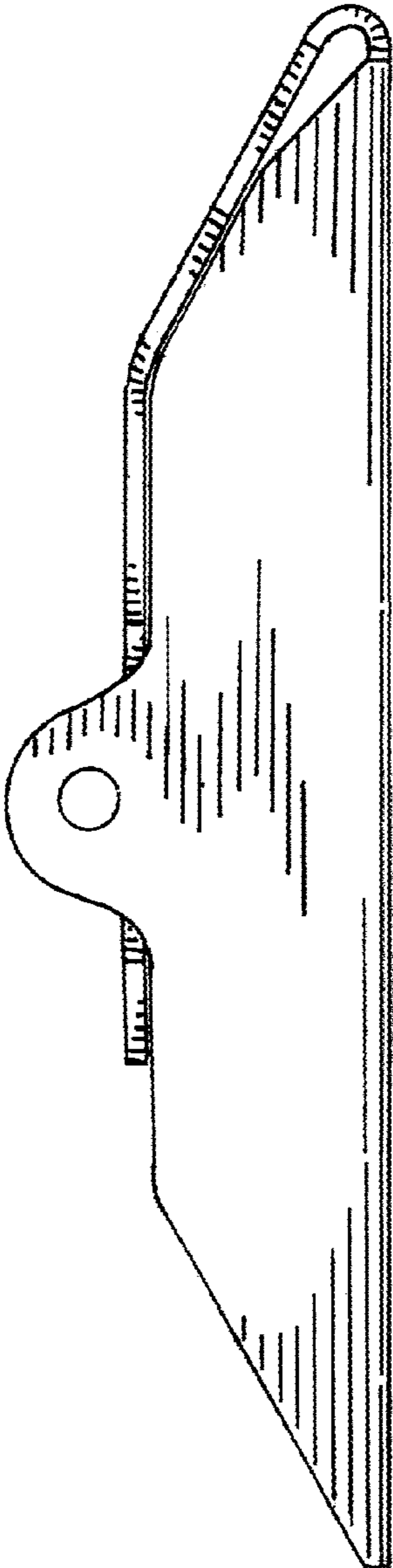


FIG. 3

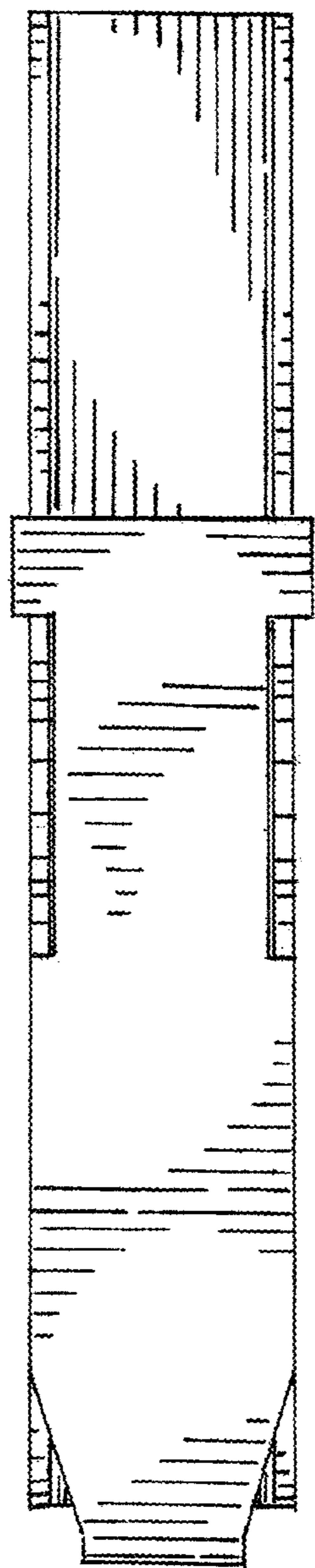


FIG.4




FIG.5

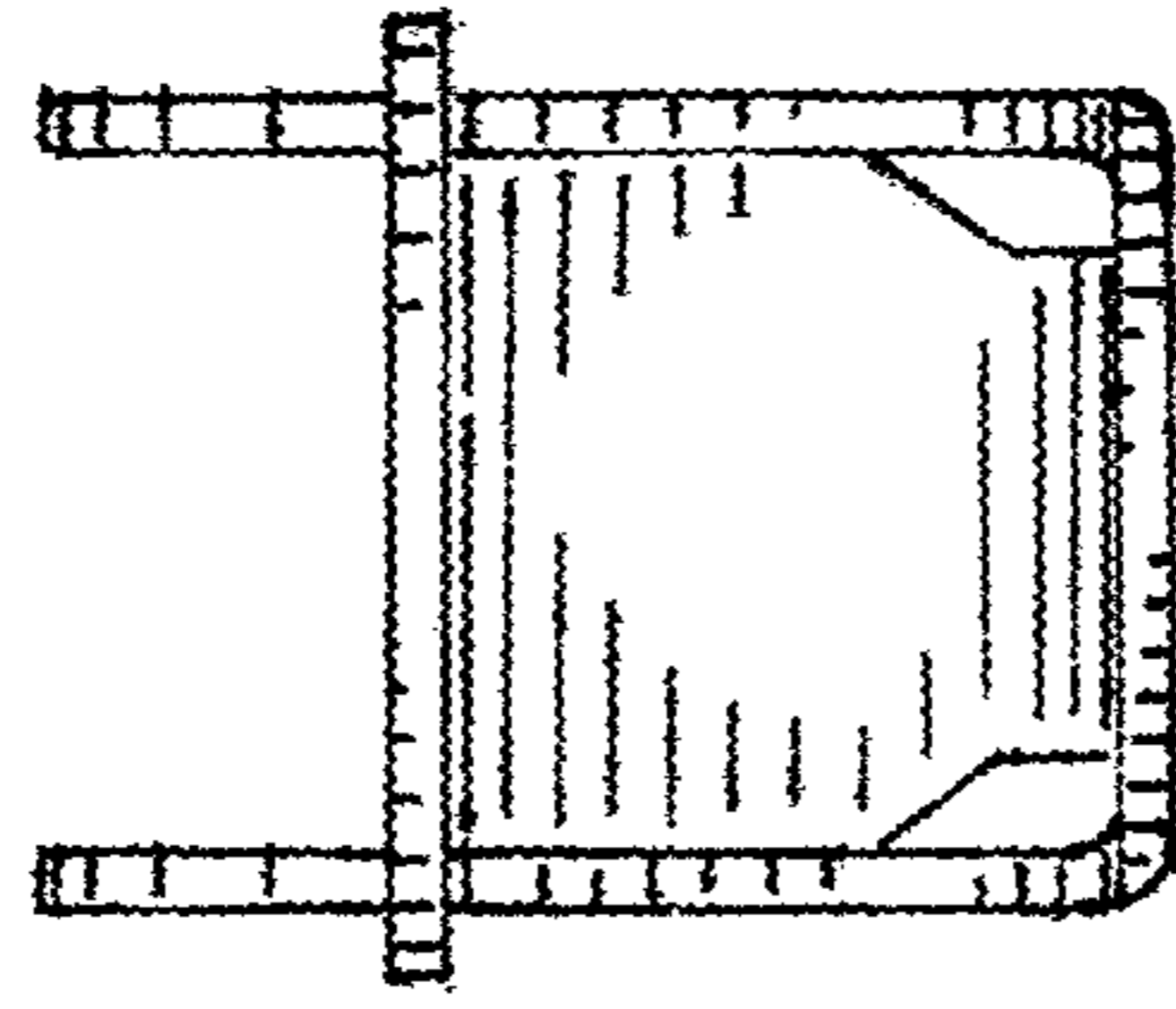


FIG. 6

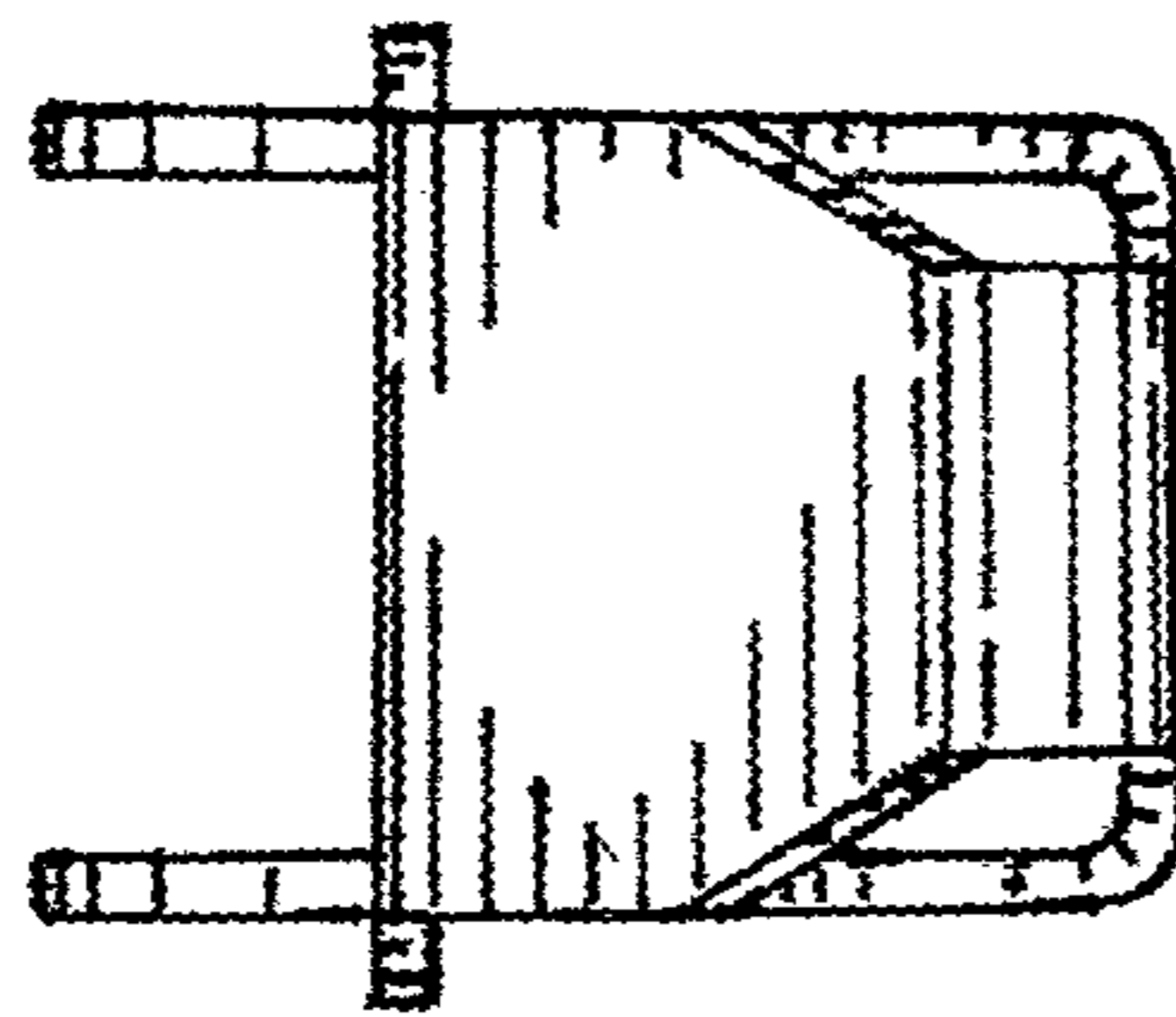


FIG. 7