



US00D759455S

(12) **United States Design Patent**
Petzl

(10) **Patent No.:** **US D759,455 S**
(45) **Date of Patent:** **** Jun. 21, 2016**

- (54) **ICE AXE**
- (71) Applicant: **ZEDEL**, Crolles (FR)
- (72) Inventor: **Paul Petzl**, Barraux (FR)
- (73) Assignee: **ZEDEL**, Crolles (FR)
- (**) Term: **14 Years**
- (21) Appl. No.: **29/506,866**
- (22) Filed: **Oct. 21, 2014**
- (51) **LOC (10) Cl.** **08-02**
- (52) **U.S. Cl.**
USPC **D8/76**
- (58) **Field of Classification Search**
USPC D8/11, 14, 76-81, 107; D22/117;
30/308.1, 308.3; 7/145; 254/26 R
CPC A45B 3/04; A45B 9/00; A63B 29/08;
B26B 23/00; B25D 1/00; B25F 1/00; B25F
1/006; B25F 1/02; B25G 1/04; B25G 3/28
See application file for complete search history.

- D448,639 S * 10/2001 Petzl D8/76
- D448,640 S * 10/2001 Petzl D8/76
- D518,684 S * 4/2006 Kushner D7/506
- D589,320 S * 3/2009 Gobbi D8/76
- D661,962 S * 6/2012 Garcia D8/80
- D679,976 S * 4/2013 Chiu D8/107
- D718,602 S * 12/2014 Musser D8/107
- D719,808 S * 12/2014 Musser D8/107
- 2005/0144731 A1 * 7/2005 Petzl A63B 29/08
7/145
- 2010/0139008 A1 * 6/2010 Janzen B26B 23/00
7/145
- 2011/0016732 A1 * 1/2011 Petzl B25G 1/06
30/308.1
- 2012/0167400 A1 * 7/2012 Codega B26B 23/00
30/308.1

* cited by examiner

Primary Examiner — Philip S Hyder
Assistant Examiner — Roselynn Cody
(74) *Attorney, Agent, or Firm* — Oliff PLC

(57) **CLAIM**
The ornamental design for an ice axe, as shown and described.

DESCRIPTION

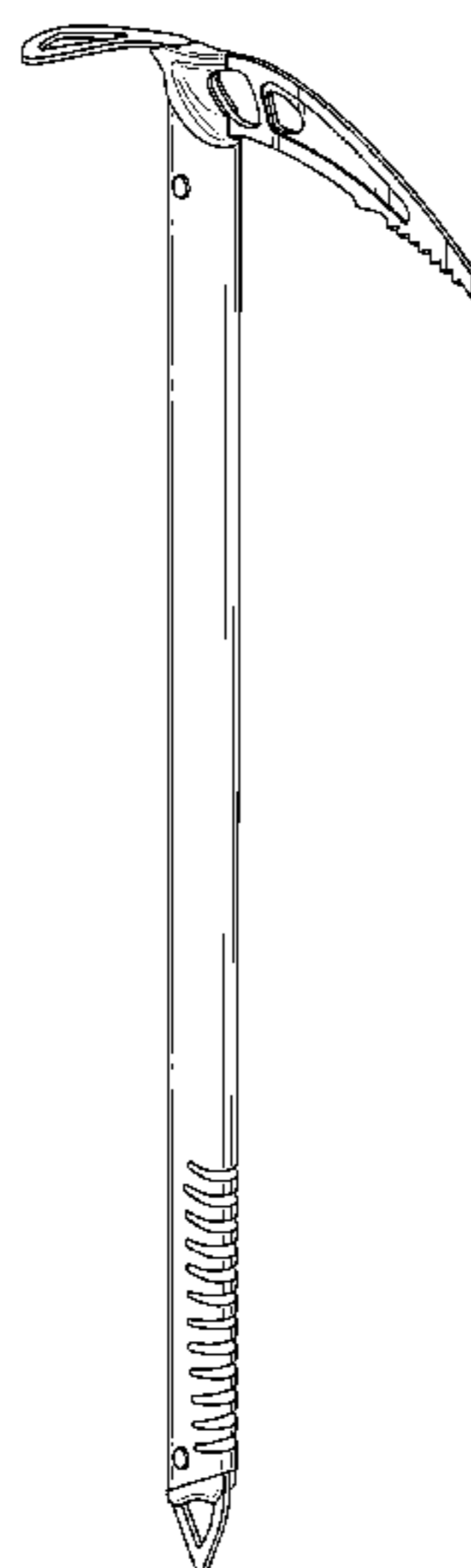
FIG. 1 is a front, left-side perspective view of the ice axe; FIG. 2 is a left-side elevational view thereof; FIG. 3 is a rear elevational view thereof; FIG. 4 is a front elevational view thereof; FIG. 5 is a top plan view thereof; FIG. 6 is a bottom plan view thereof; FIG. 7 is a rear, left-side, top perspective enlargement of the head portion thereof; and, FIG. 8 is a front, left-side, bottom perspective enlargement of the bottom portion thereof. The right-side elevational view is a mirror image of the left-side elevational view and thus is not provided. The broken lines in FIGS. 7 and 8 are symbols showing the limit of claimed subject matter that is enlarged. They have no bearing on the claim and are used to facilitate illustration only.

1 Claim, 7 Drawing Sheets

(56) **References Cited**

U.S. PATENT DOCUMENTS

- 1,773,931 A * 8/1930 Ayvad B25D 1/04
254/26 R
- 3,735,434 A * 5/1973 Penberthy A63B 29/08
125/43
- 4,308,628 A * 1/1982 Kunberger A63B 29/08
7/145
- D266,902 S * 11/1982 Tarran D8/105
- D266,903 S * 11/1982 Tarran D8/105
- 4,432,404 A * 2/1984 Clark A63B 29/08
30/308.3
- 4,476,597 A * 10/1984 Gobbi A63B 29/08
30/164.5
- 5,226,718 A * 7/1993 Lin A45B 3/04
362/102
- 5,768,727 A * 6/1998 Brainerd A63B 29/08
7/145
- 5,937,466 A * 8/1999 Brainerd A63B 29/08
30/308.1



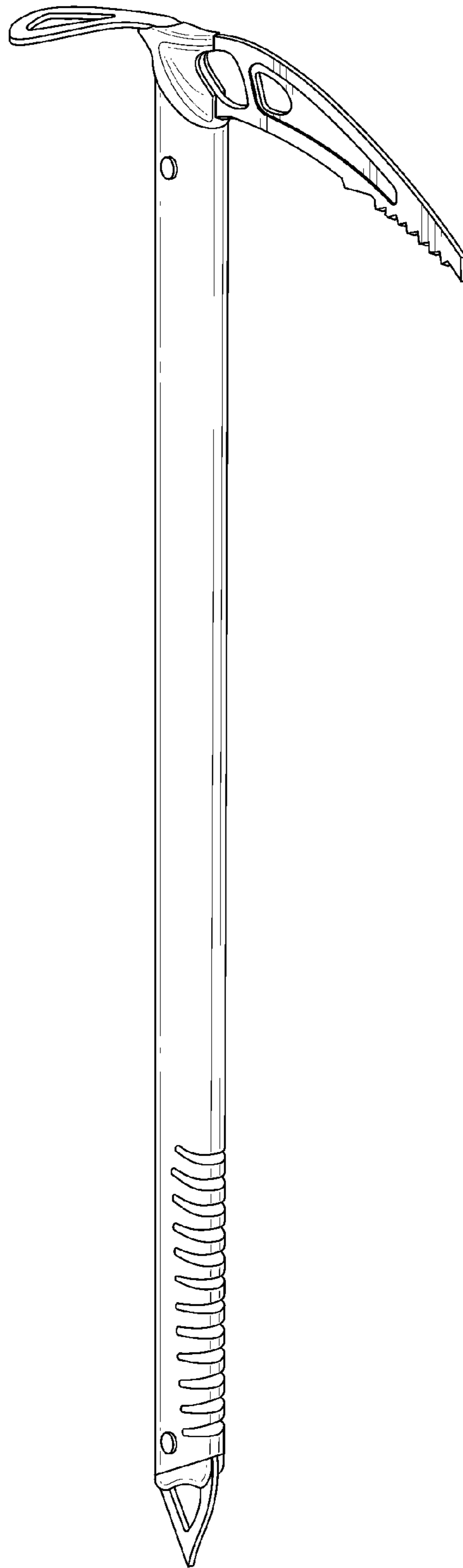


FIG. 1

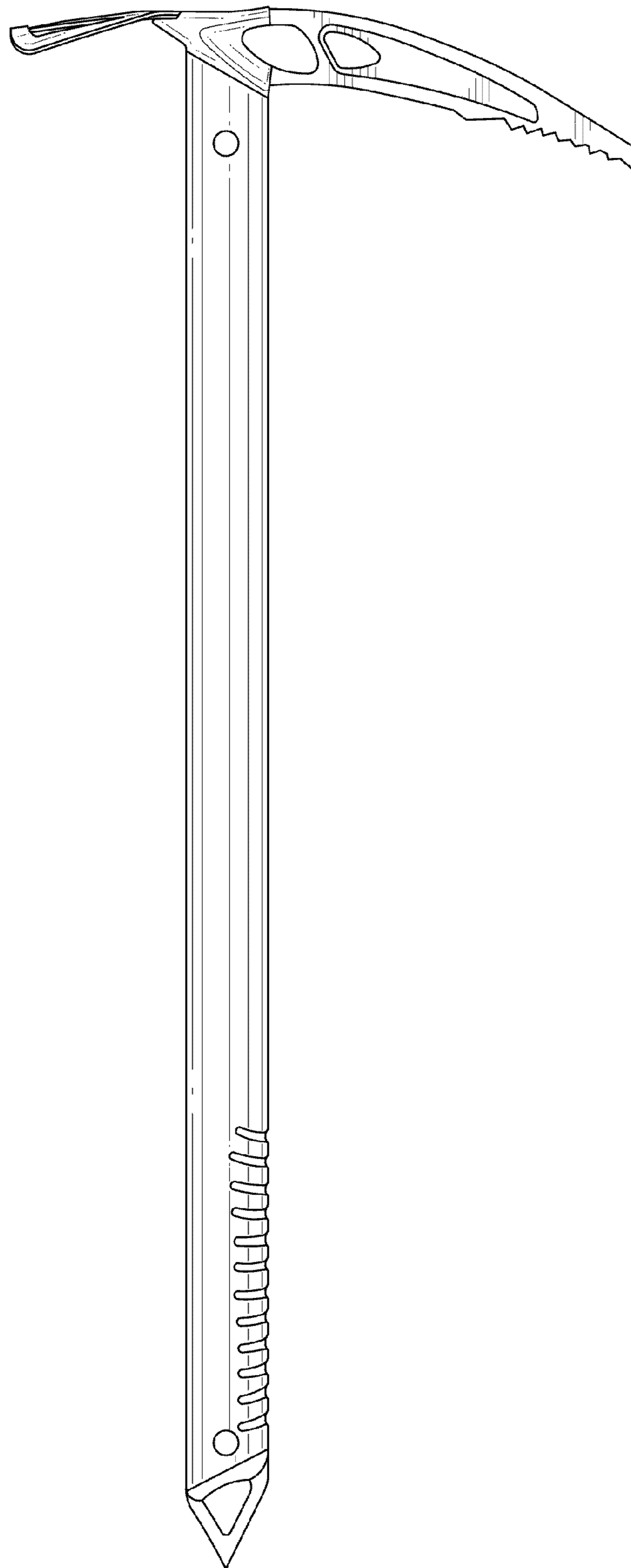


FIG. 2

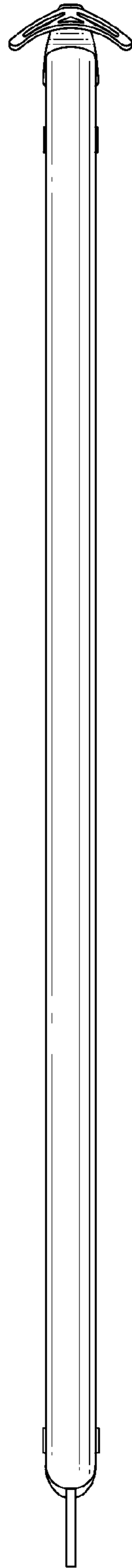


FIG. 3

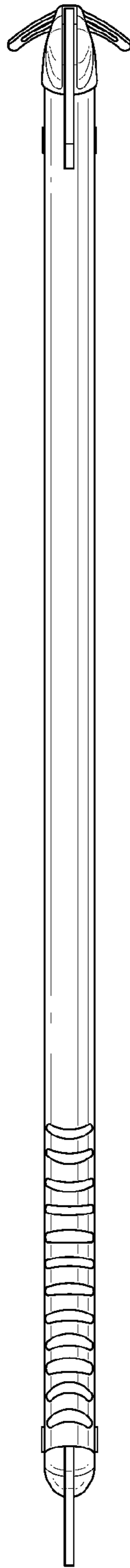


FIG. 4

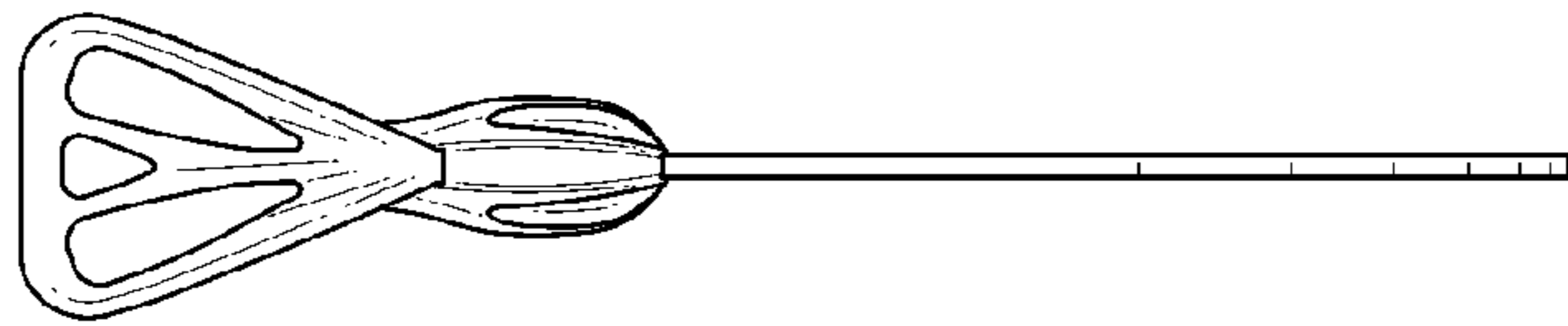


FIG. 5

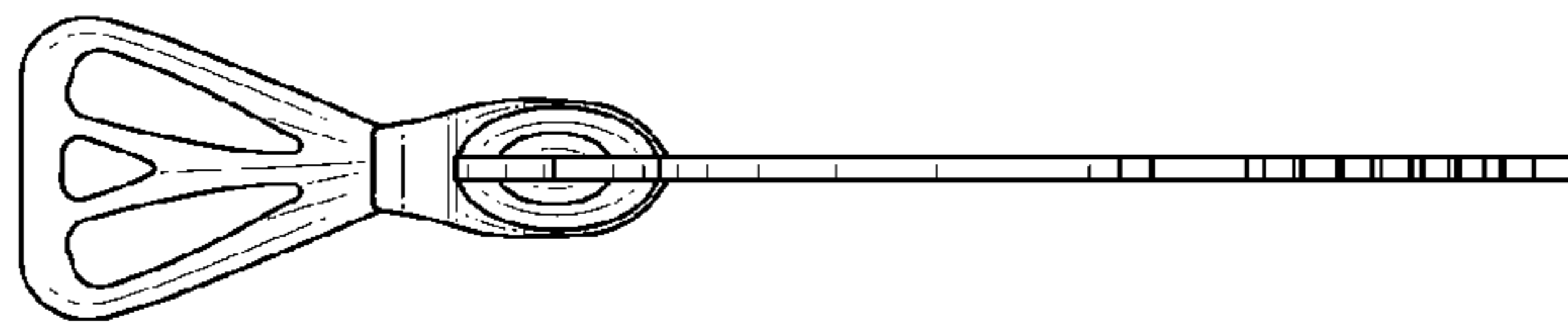


FIG. 6

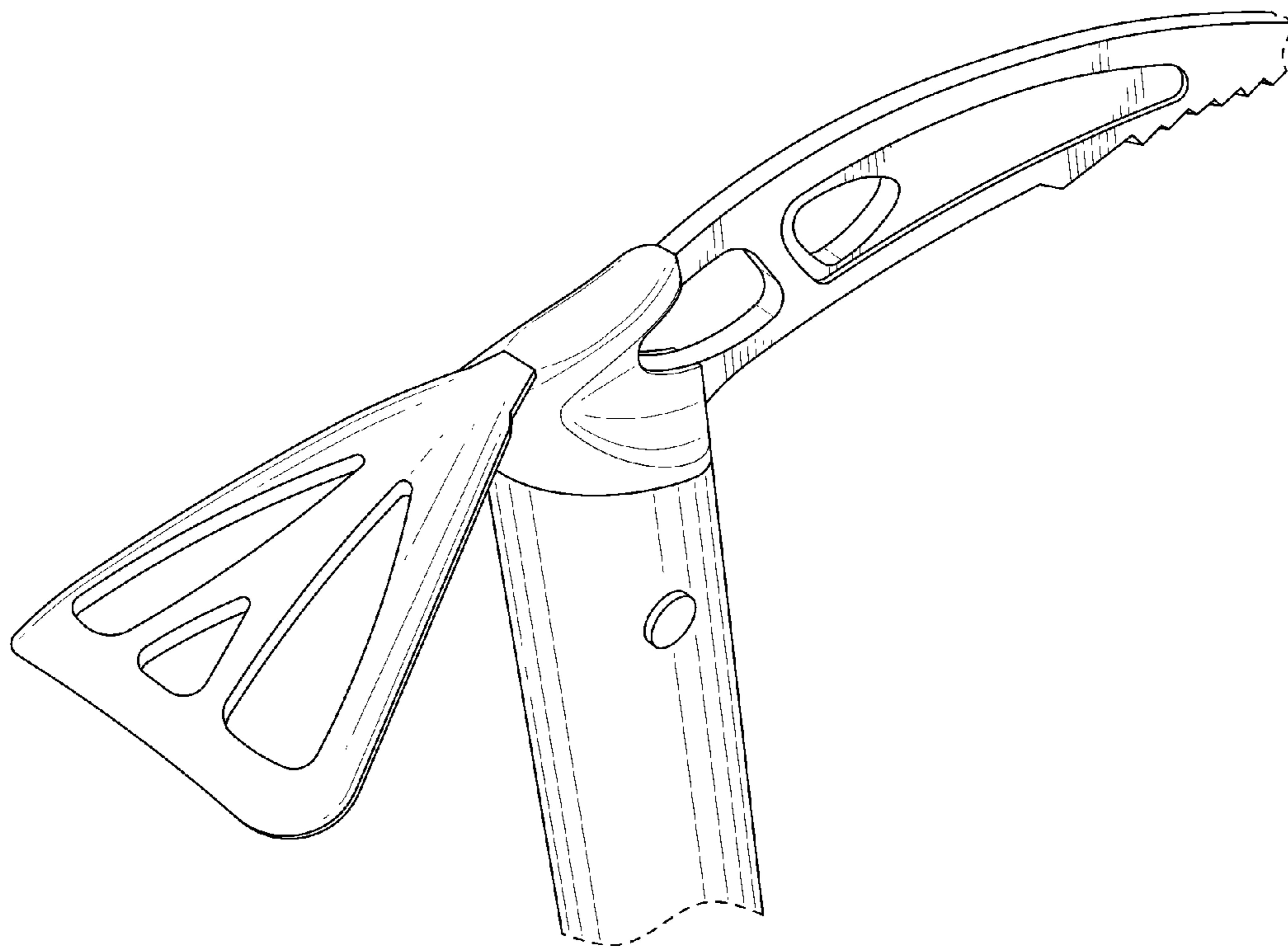


FIG. 7

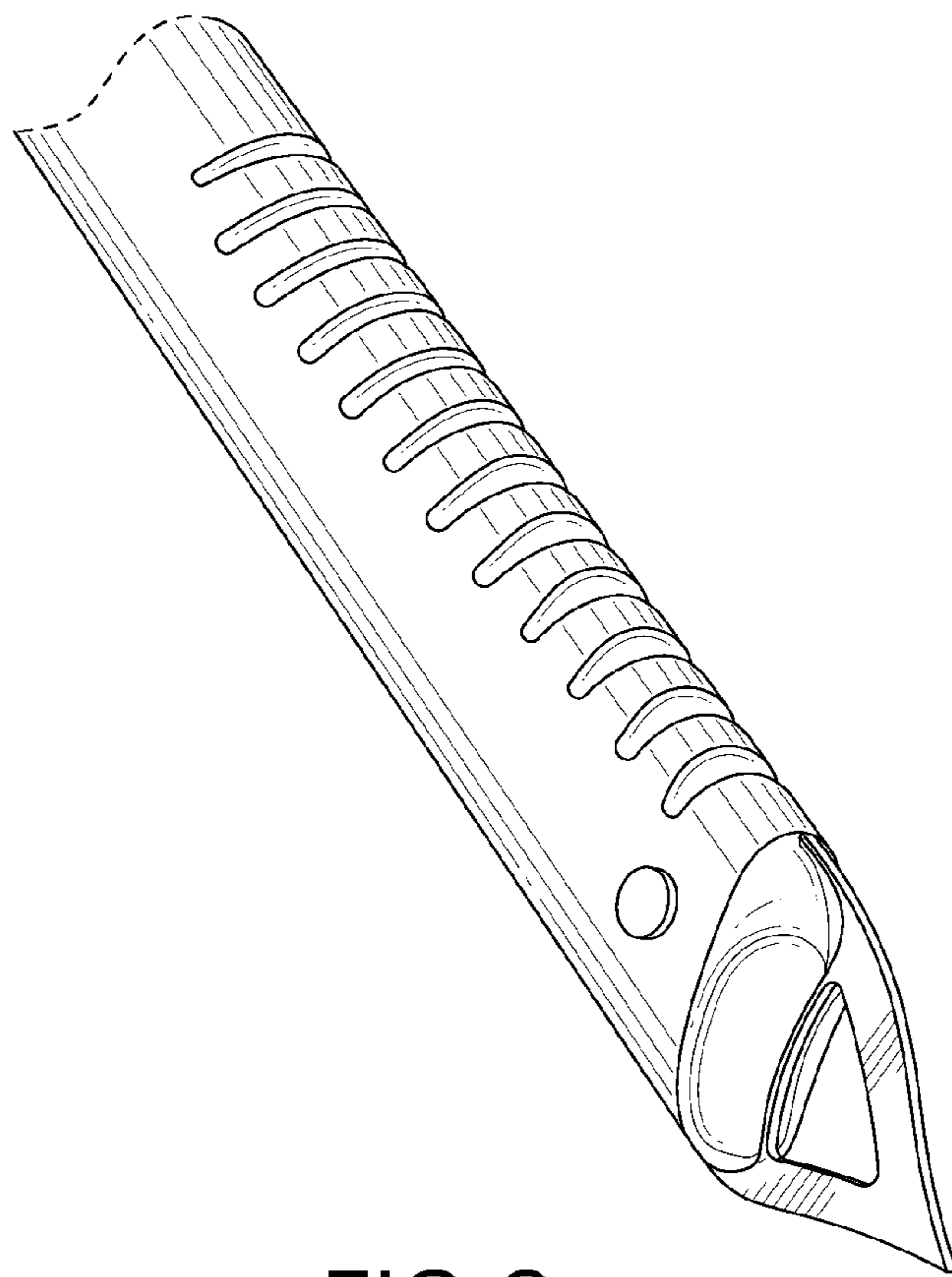


FIG. 8