



US00D759441S

(12) **United States Design Patent**
Schuler et al.

(10) **Patent No.:** **US D759,441 S**
(45) **Date of Patent:** **** Jun. 21, 2016**

(54) **FOOD TONG**

(71) Applicant: **Bradshaw International, Inc.**, Rancho Cucamonga, CA (US)

(72) Inventors: **Troy Schuler**, Rancho Cucamonga, CA (US); **Philippe De La Coussaye**, Annecy-le-Vieux (FR)

(73) Assignee: **Bradshaw International, Inc.**, Rancho Cucamonga, CA (US)

(**) Term: **14 Years**

(21) Appl. No.: **29/500,617**

(22) Filed: **Aug. 27, 2014**

(30) **Foreign Application Priority Data**

Feb. 28, 2014 (EM) 002415414-0007

(51) **LOC (10) Cl.** **07-06**

(52) **U.S. Cl.**
USPC **D7/686**

(58) **Field of Classification Search**
USPC D7/680-697
CPC C03B 35/20; A47J 43/283; A47G 21/10;
A47G 21/103; A47G 21/106; B81C 99/002;
B25B 9/00; B25B 9/02; B25J 7/00
See application file for complete search history.

(56) **References Cited**

U.S. PATENT DOCUMENTS

D341,998 S *	12/1993	Tanfoglio	D7/686
D406,734 S *	3/1999	Doherty	D7/686
D496,229 S *	9/2004	Kaposi	D7/686
2006/0157996 A1 *	7/2006	McRorie	A47G 21/10 294/16
2011/0193364 A1 *	8/2011	Jossem	A47J 43/283 294/99.2

* cited by examiner

Primary Examiner — Terry Wallace

(74) *Attorney, Agent, or Firm* — The Webb Law Firm

(57) **CLAIM**

The ornamental design for a food tong, as shown and described.

DESCRIPTION

FIG. 1 is a front view of a food tong, showing our new design; FIG. 2 is a side view thereof; FIG. 3 is a rear perspective view thereof; FIG. 4 is a rear view thereof in a closed condition; and, FIG. 5 is an upper left rear perspective view thereof in a closed condition.

1 Claim, 5 Drawing Sheets



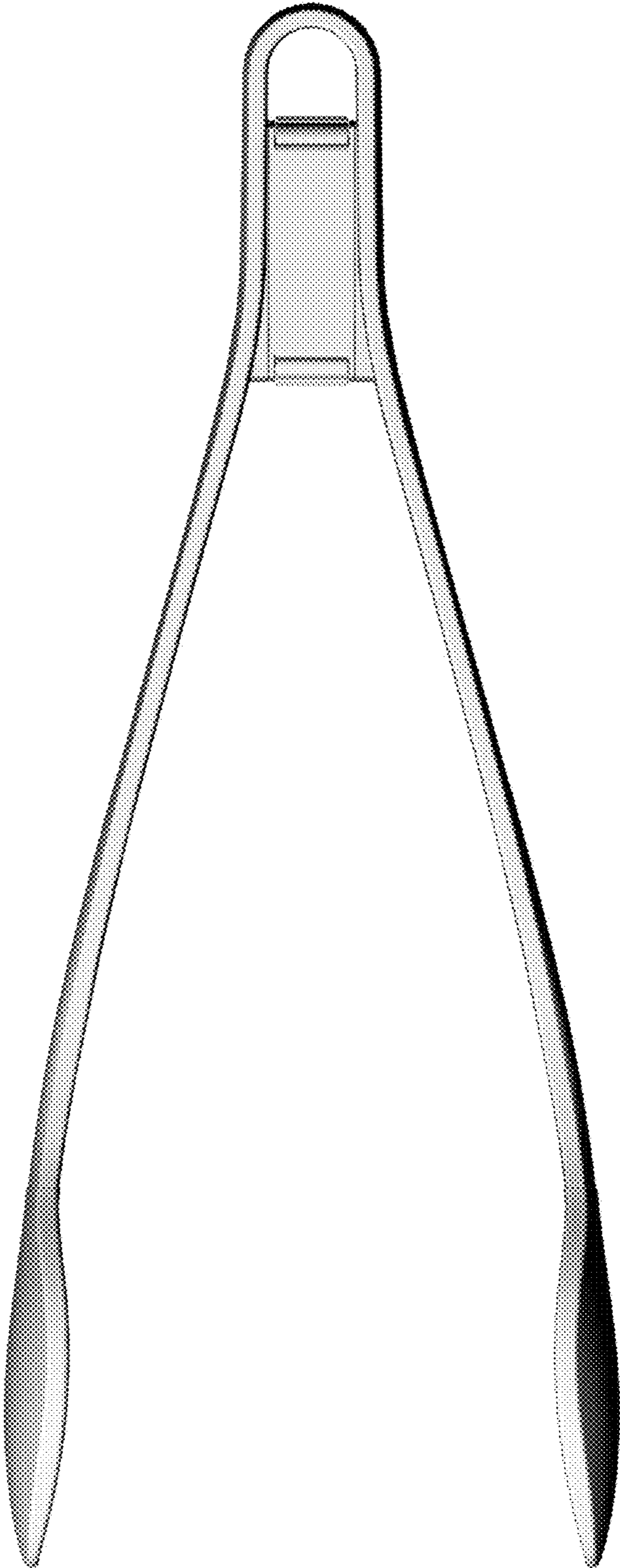


FIG. 1

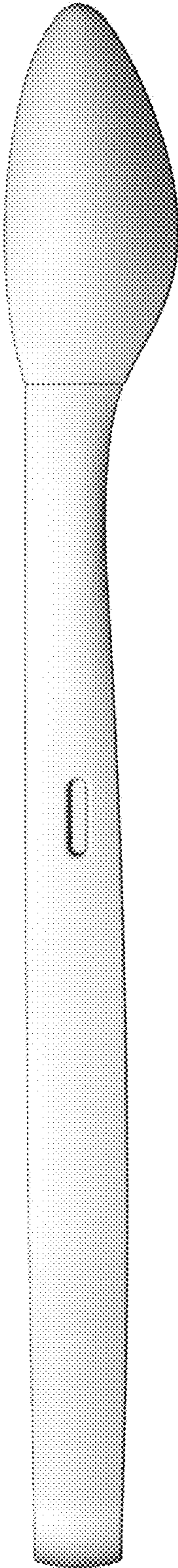


FIG. 2

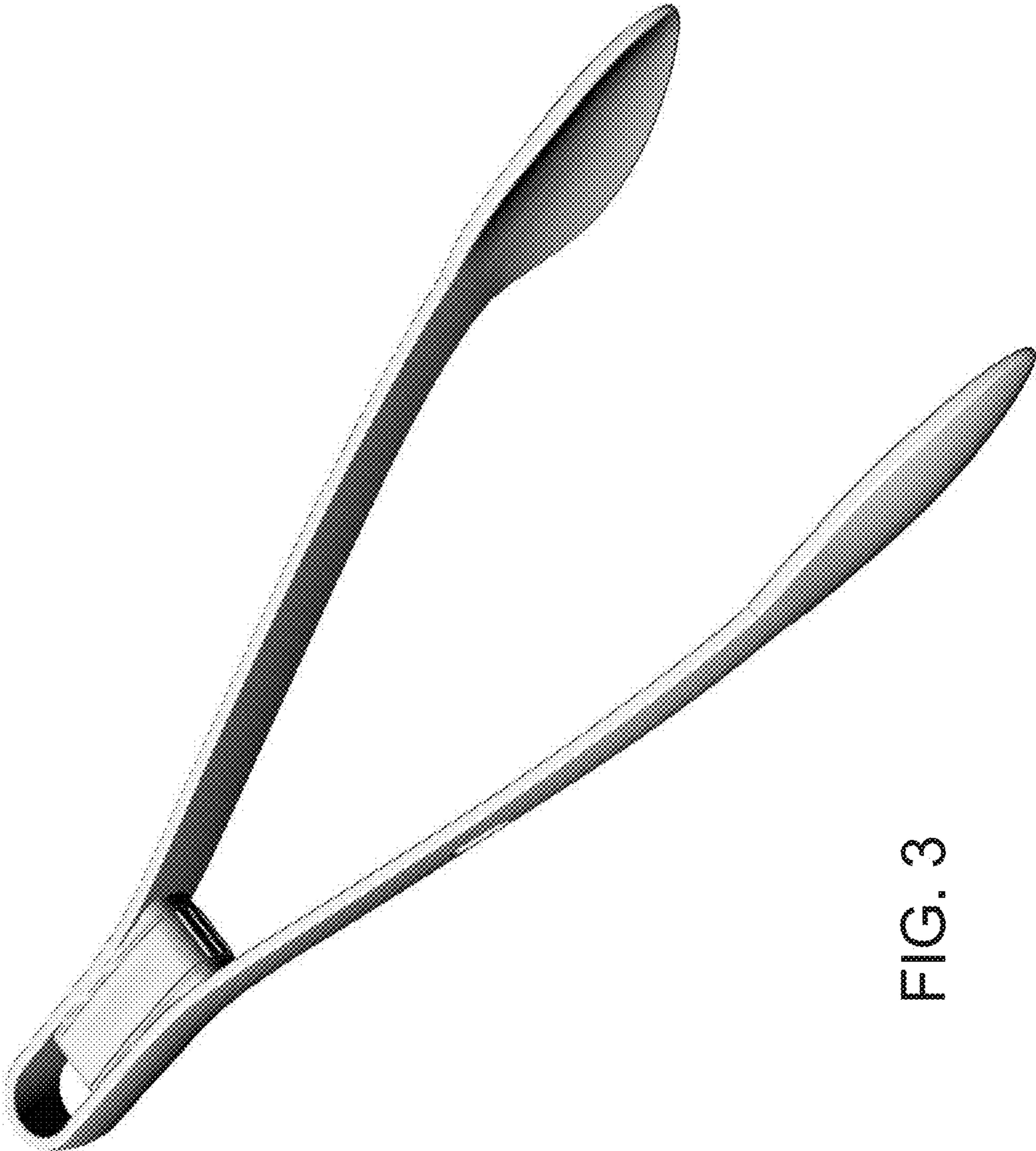


FIG. 3

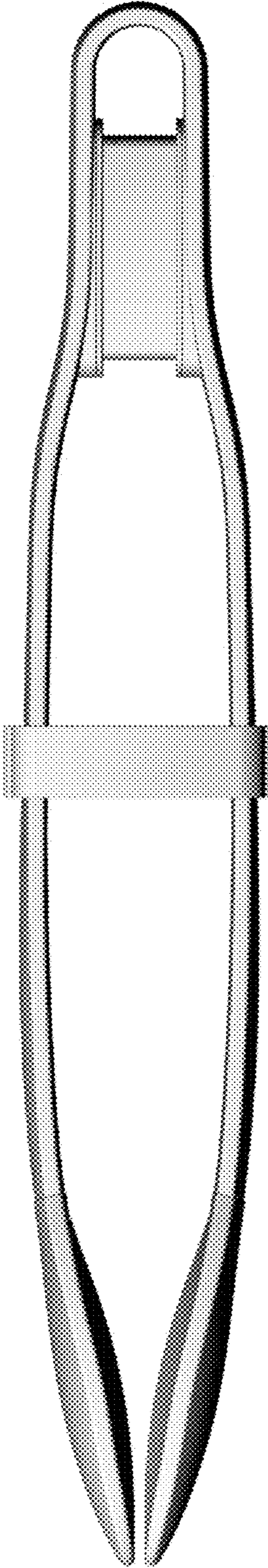


FIG. 4




FIG. 5