



US00D759435S

(12) **United States Design Patent**  
**Schubert**

(10) **Patent No.:** **US D759,435 S**  
(45) **Date of Patent:** **\*\* Jun. 21, 2016**

(54) **FLATWARE RISER**

*Primary Examiner* — Terry Wallace

(71) Applicant: **Tony Schubert**, Sherman Oaks, CA  
(US)

(74) *Attorney, Agent, or Firm* — Nixon Peabody LLP

(72) Inventor: **Tony Schubert**, Sherman Oaks, CA  
(US)

(57) **CLAIM**

The ornamental design for a flatware riser, as shown and described.

(\*\*) Term: **14 Years**

**DESCRIPTION**

(21) Appl. No.: **29/492,913**

FIG. 1 is a perspective view of the flatware riser showing my new design;

(22) Filed: **Jun. 4, 2014**

FIG. 2 is a front elevation view thereof;

(51) **LOC (10) Cl.** ..... **07-06**

FIG. 3 is a rear elevation view thereof;

(52) **U.S. Cl.**

USPC ..... **D7/637**

FIG. 4 is a top plan view thereof;

(58) **Field of Classification Search**

USPC ..... D7/637-641, 669, 600.1-600.4

CPC ..... A47G 21/145; A47G 21/14; F16M 11/00;  
G09F 23/08

FIG. 5 is a bottom plan view thereof;

FIG. 6 is a left-side elevation view thereof;

FIG. 7 is a right-side elevation view thereof;

FIG. 8 is a perspective view of an alternative embodiment of the flatware riser of FIG. 1;

See application file for complete search history.

FIG. 9 is a front elevation view thereof;

FIG. 10 is a rear elevation view thereof;

FIG. 11 is a top plan view thereof;

FIG. 12 is a bottom plan view thereof;

FIG. 13 is a left-side elevation view thereof; and,

FIG. 14 is a right-side elevation view thereof.

The broken lines in FIGS. 1, 4, 6-8, 11, and 13-14, depicting initials engraved into each side of the flatware riser show unclaimed subject matter.

(56) **References Cited**

**U.S. PATENT DOCUMENTS**

2,651,927 A \* 9/1953 Mullins ..... A47G 21/14  
248/37.3

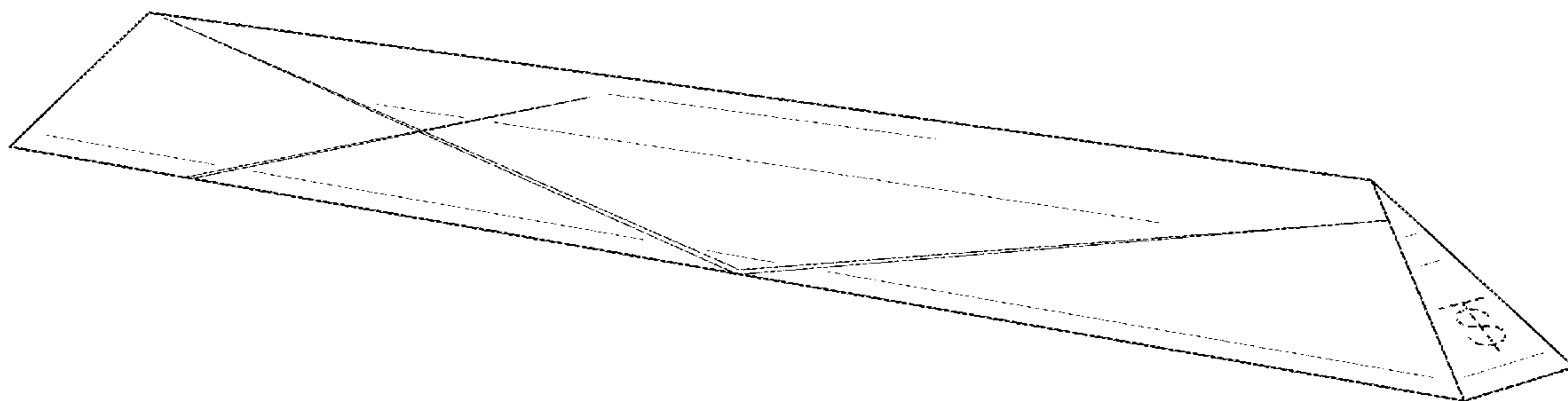
D481,911 S \* 11/2003 Yaskus ..... D7/641

D675,065 S 1/2013 Tarantino et al.

D710,656 S \* 8/2014 Stewart ..... D7/637

\* cited by examiner

**1 Claim, 8 Drawing Sheets**



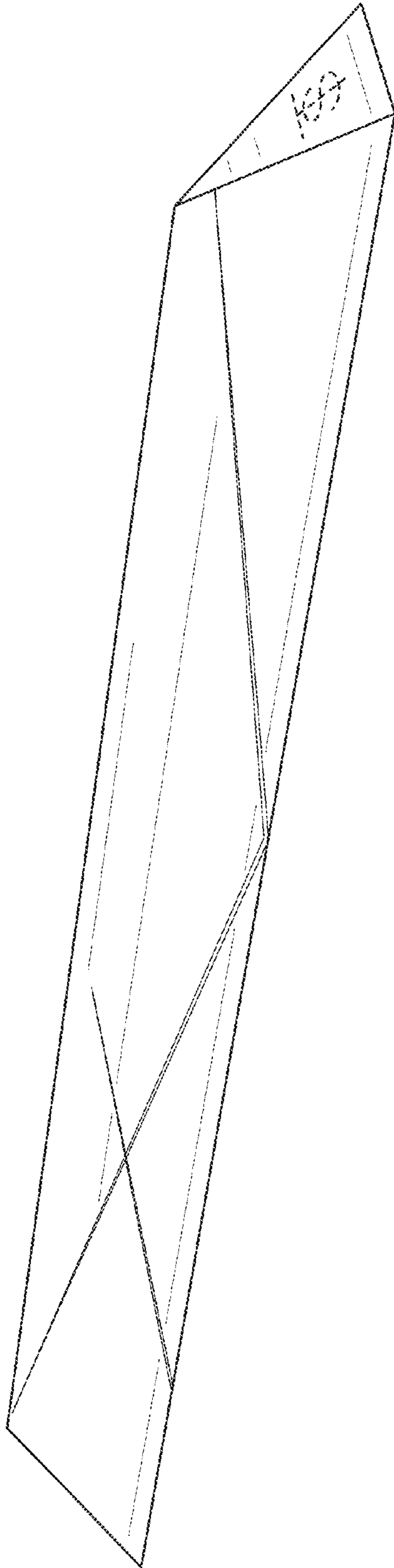


FIG. 1




FIG. 2




FIG. 3




FIG. 4

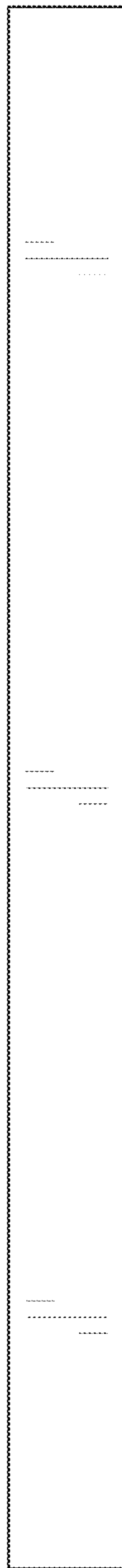


FIG. 5

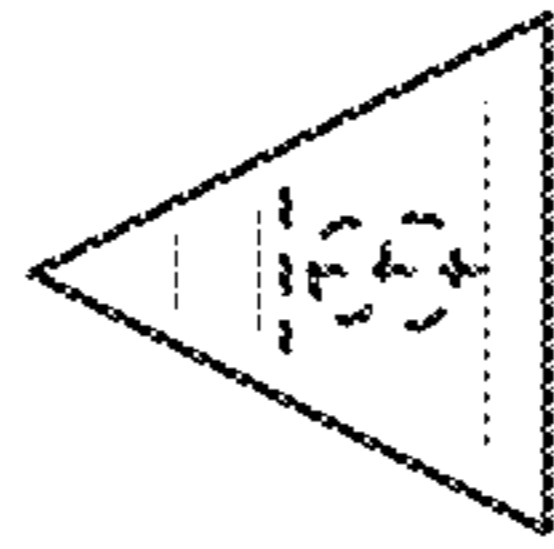


FIG. 6

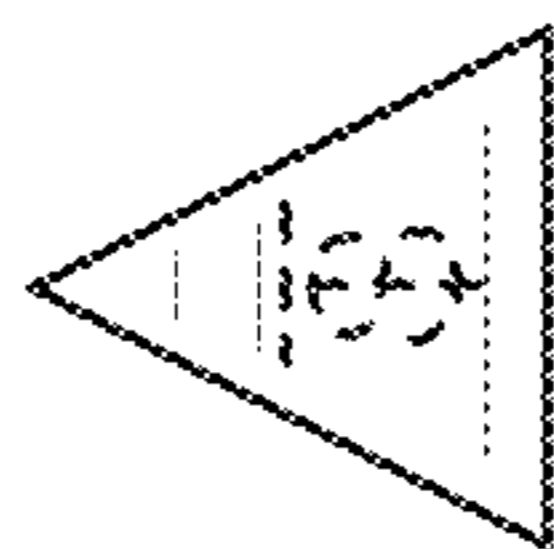


FIG. 7

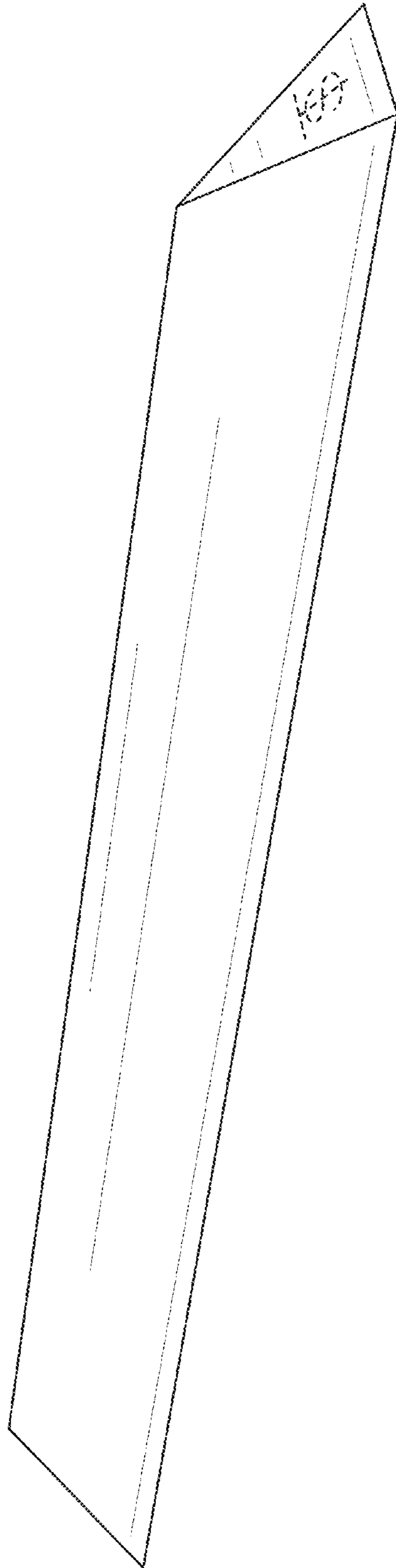


FIG. 8




FIG. 9




FIG. 10




FIG. 11




FIG. 12



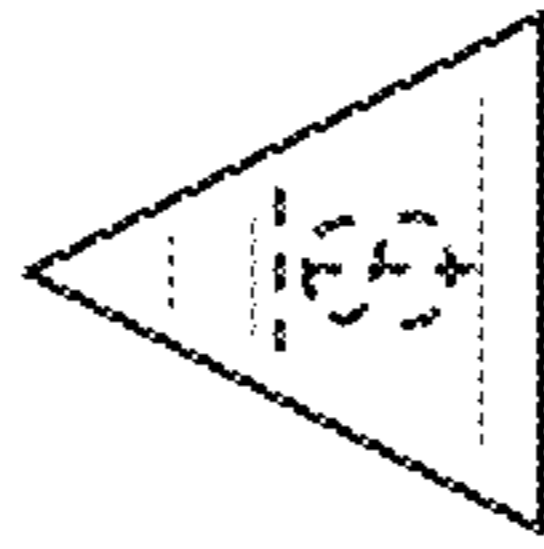


FIG. 13

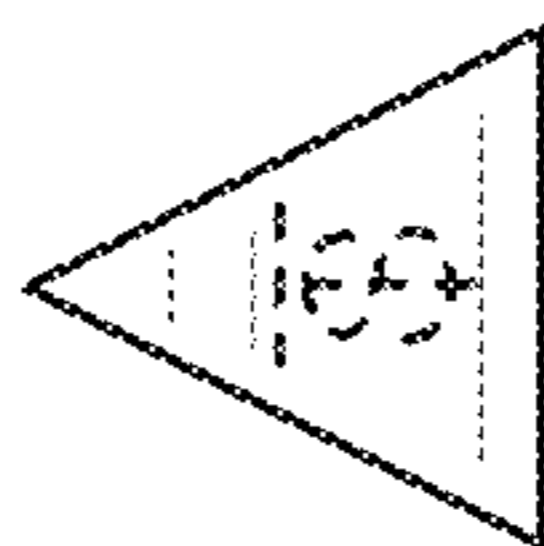


FIG. 14