



US00D759433S

(12) **United States Design Patent**  
**Conselman**

(10) **Patent No.:** **US D759,433 S**  
(45) **Date of Patent:** **\*\* Jun. 21, 2016**

(54) **DRINKWARE**  
(71) Applicant: **Frank Conselman**, Rockwall, TX (US)  
(72) Inventor: **Frank Conselman**, Rockwall, TX (US)  
(73) Assignee: **Frank Conselman**, Rockwall, TX (US)  
(\*\*) Term: **14 Years**

D399,075 S \* 10/1998 Muntener ..... D6/674  
D417,368 S \* 12/1999 O'Neill ..... D7/606  
D488,674 S \* 4/2004 O'Neill ..... D7/515  
D504,350 S \* 4/2005 Bjorklund ..... D11/149  
D600,072 S \* 9/2009 Hayes ..... D7/509  
D653,508 S \* 2/2012 Nguyen ..... D7/675  
D654,318 S \* 2/2012 O'Neill ..... D11/149  
D658,345 S \* 4/2012 Kwok ..... D19/85  
D665,236 S \* 8/2012 Zemel ..... D7/675  
D730,672 S \* 6/2015 Darling ..... D7/302  
D744,282 S \* 12/2015 Conselman ..... D7/514

(21) Appl. No.: **29/514,938**  
(22) Filed: **Jan. 19, 2015**  
(51) **LOC (10) Cl.** ..... **07-01**  
(52) **U.S. Cl.**  
USPC ..... **D7/515**; D7/514; D9/649  
(58) **Field of Classification Search**  
USPC ..... D7/507, 509, 510, 511, 512, 514, 515,  
D7/505, 523, 524, 525, 526, 527, 528, 529,  
D7/530, 531, 532, 537, 300.2, 598, 213,  
D7/392.1, 396.1, 518, 519, 522; D21/310,  
D21/325, 300, 312, 322, 323; D28/24, 25,  
D28/65, 67; D11/143, 144, 153; 220/703,  
220/705, 710; 239/24, 33; D9/436, 440,  
D9/447, 680, 649  
CPC ..... A47G 19/22; A47G 19/2205; A47G  
19/2211; A47G 19/2216; A47G 19/2222;  
A47G 19/2227; B65D 1/265; B65D 47/066  
See application file for complete search history.

\* cited by examiner

*Primary Examiner* — Marianne Pandozzi  
*Assistant Examiner* — Jae Liang

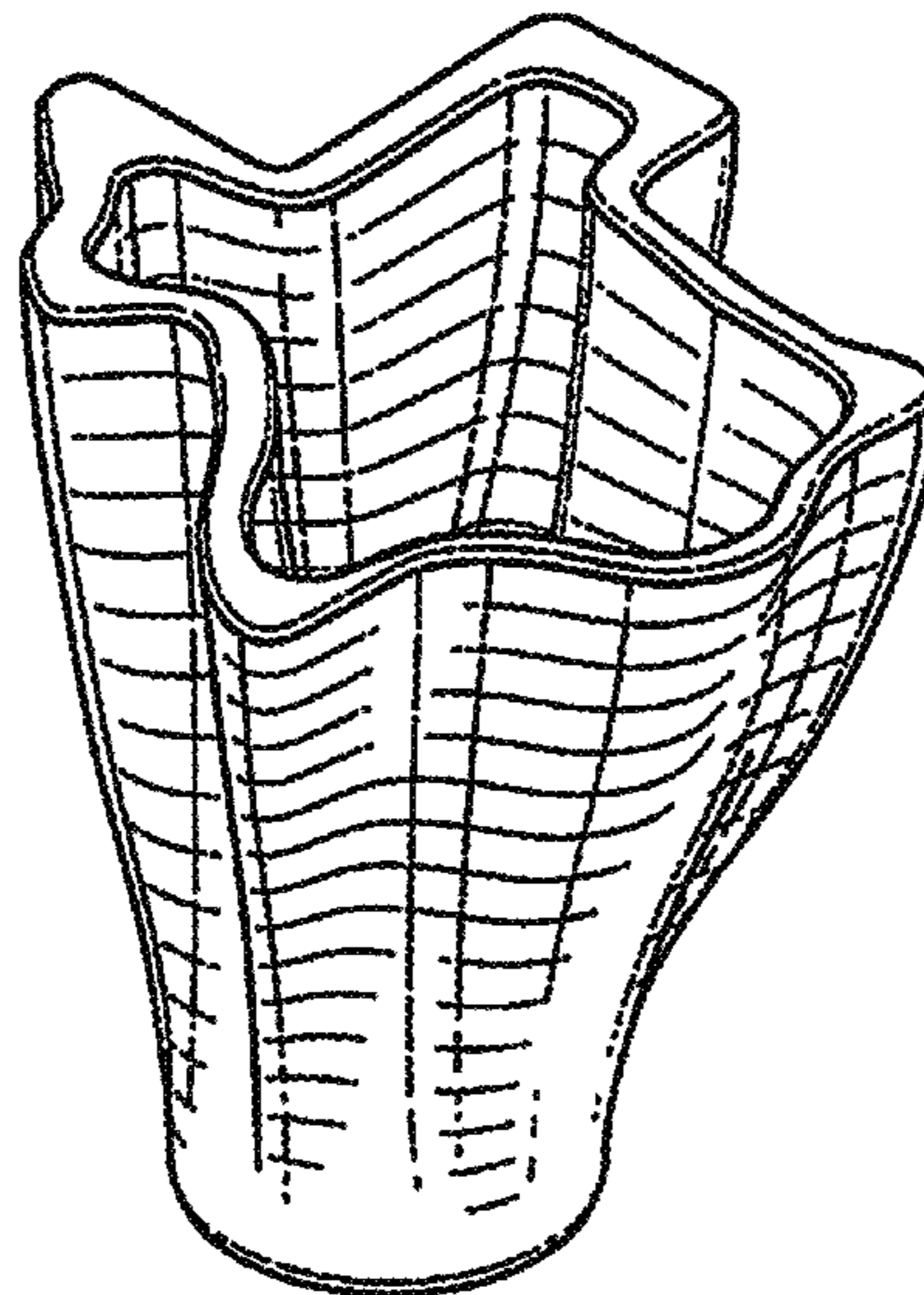
(56) **References Cited**  
**U.S. PATENT DOCUMENTS**  
D42,648 S \* 6/1912 Sanford ..... D11/154  
D313,728 S \* 1/1991 Oropeza ..... D7/556

(57) **CLAIM**  
The ornamental design for a drinkware, as shown and described.

**DESCRIPTION**

FIG. 1 is a perspective view of a drinkware showing my new design;  
FIG. 2 is a top view thereof;  
FIG. 3 is a bottom view thereof;  
FIG. 4 is a front view thereof;  
FIG. 5 is a rear view thereof;  
FIG. 6 is a left side view thereof; and,  
FIG. 7 is a right side view thereof.

**1 Claim, 4 Drawing Sheets**



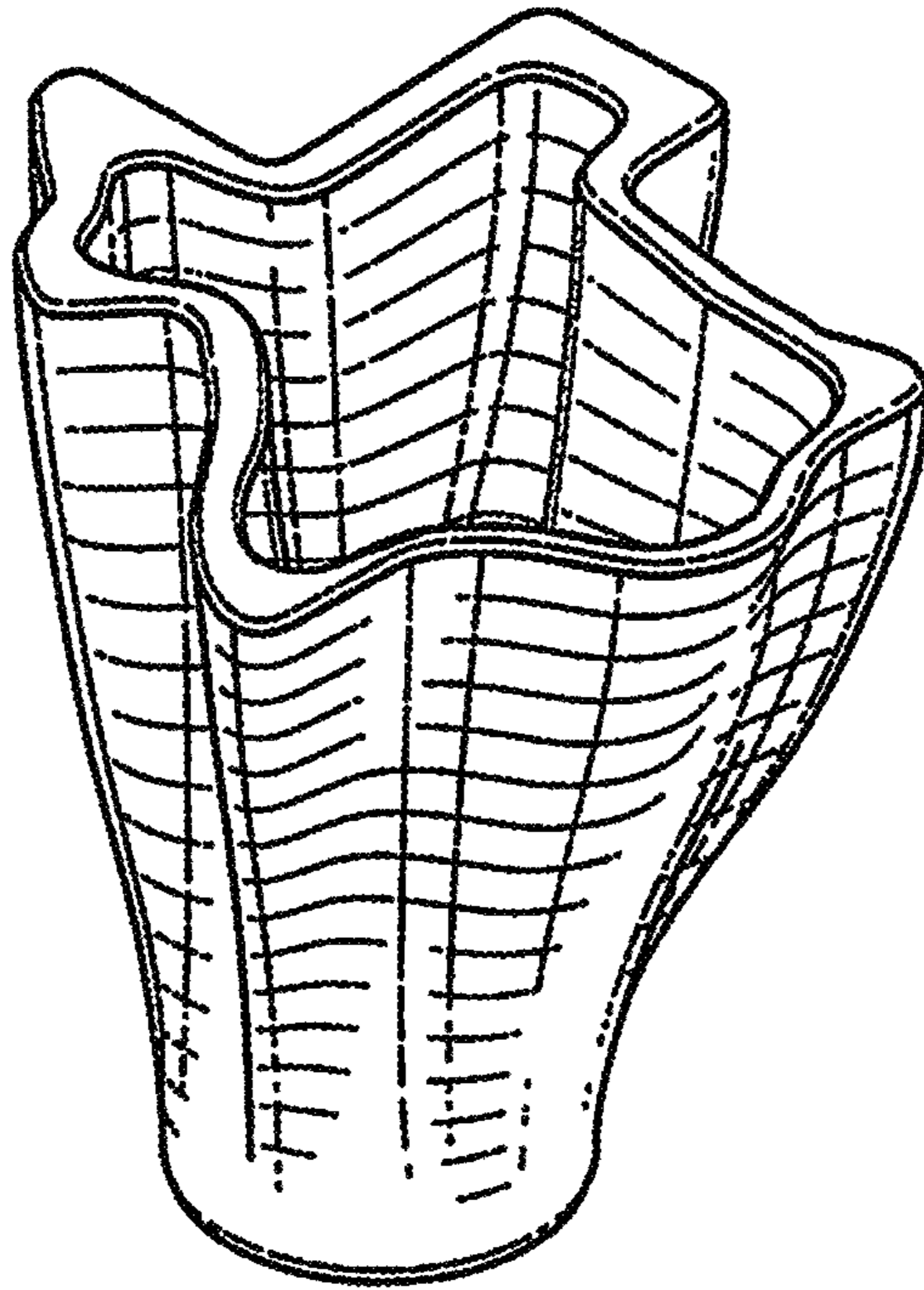


FIG. 1

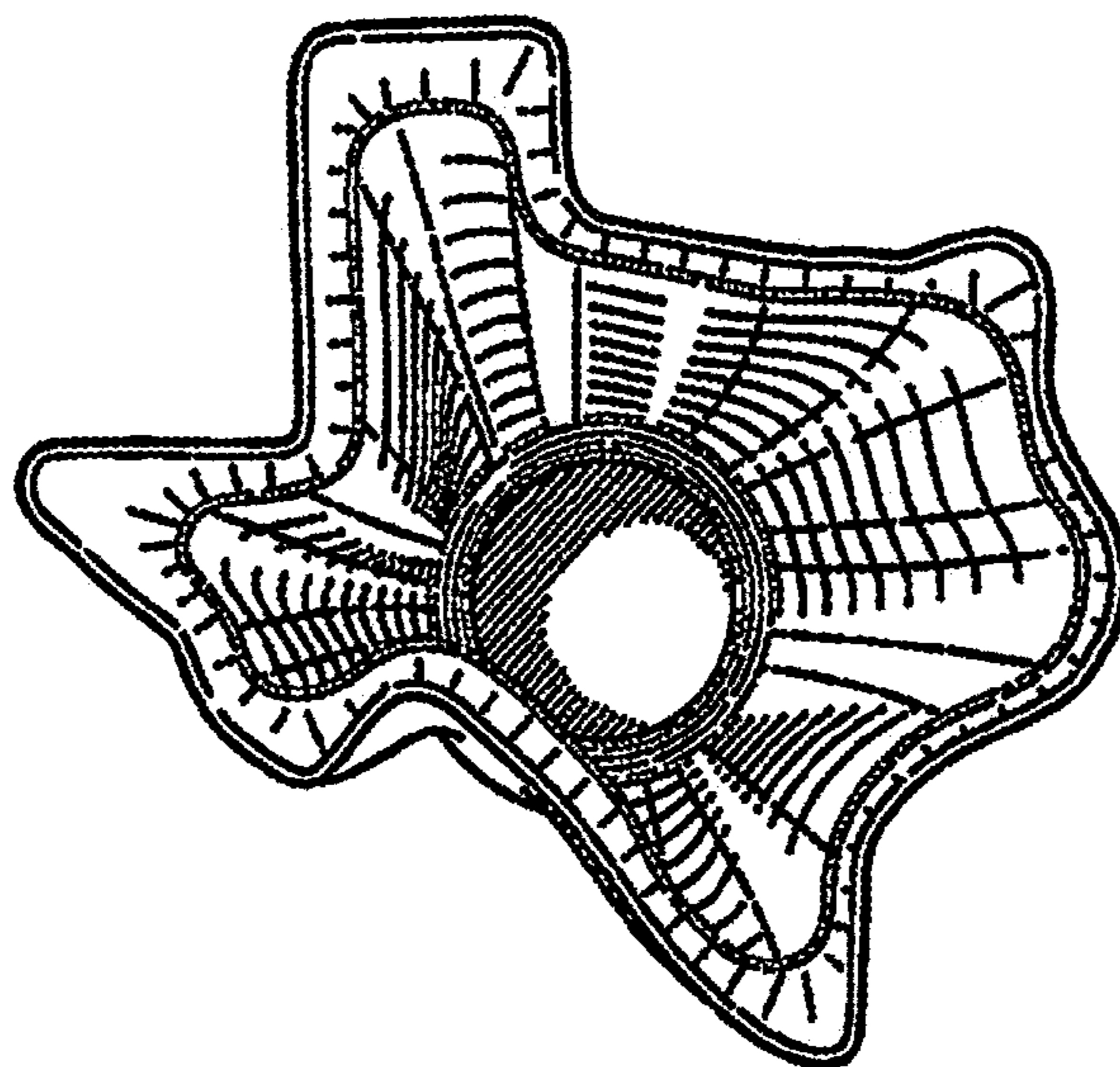


FIG. 2




FIG. 3

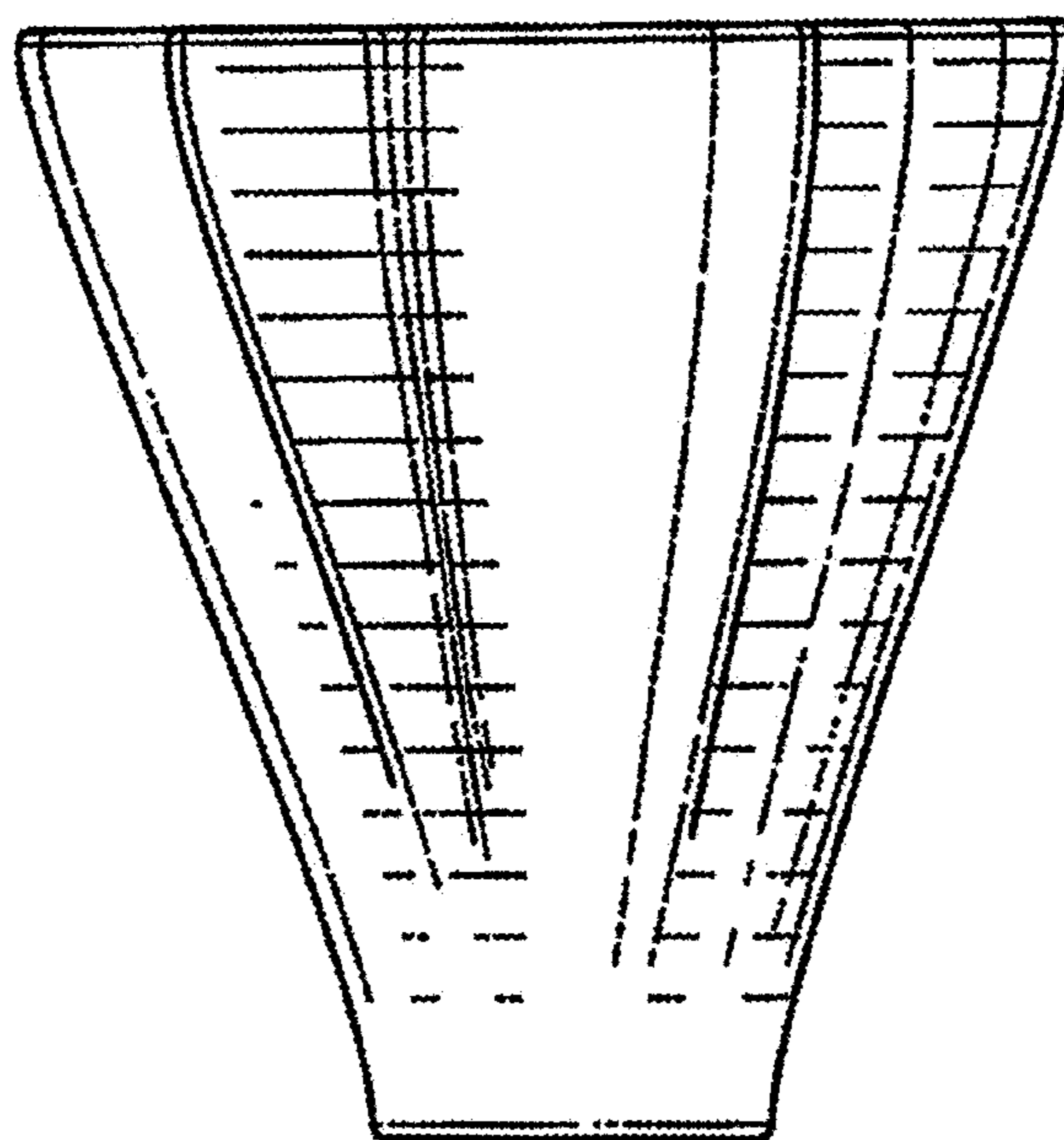


FIG. 4

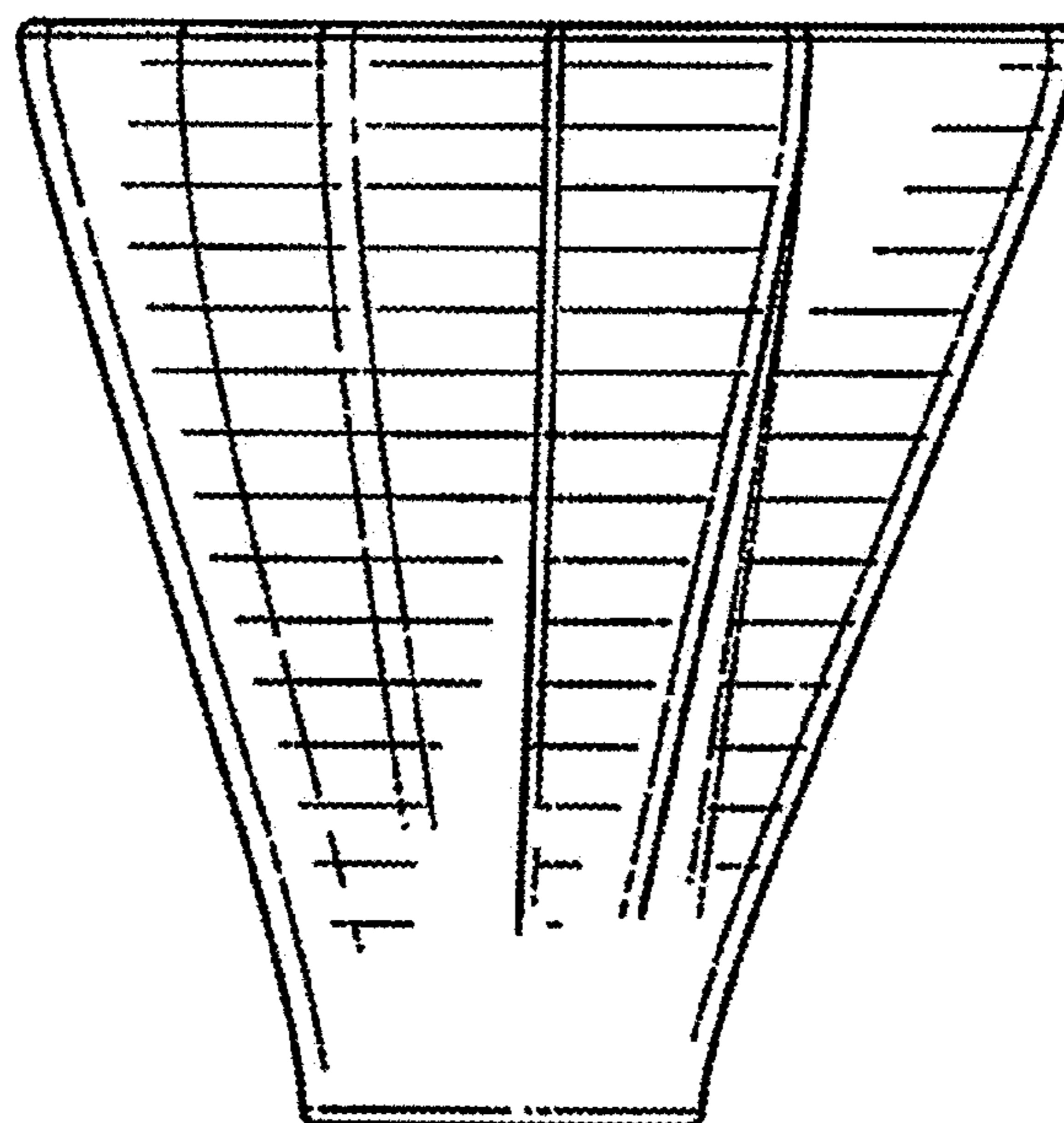


FIG. 5

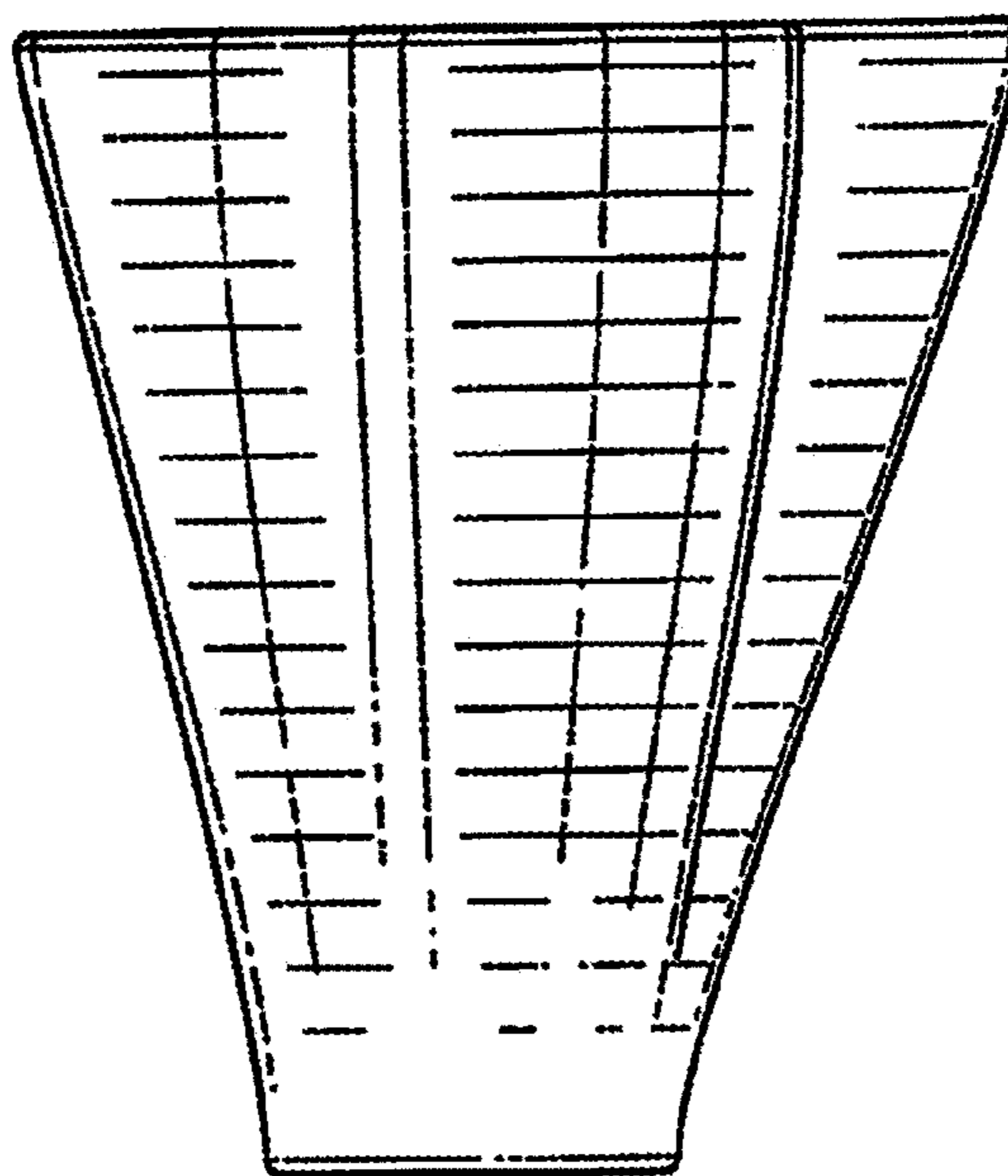


FIG. 6

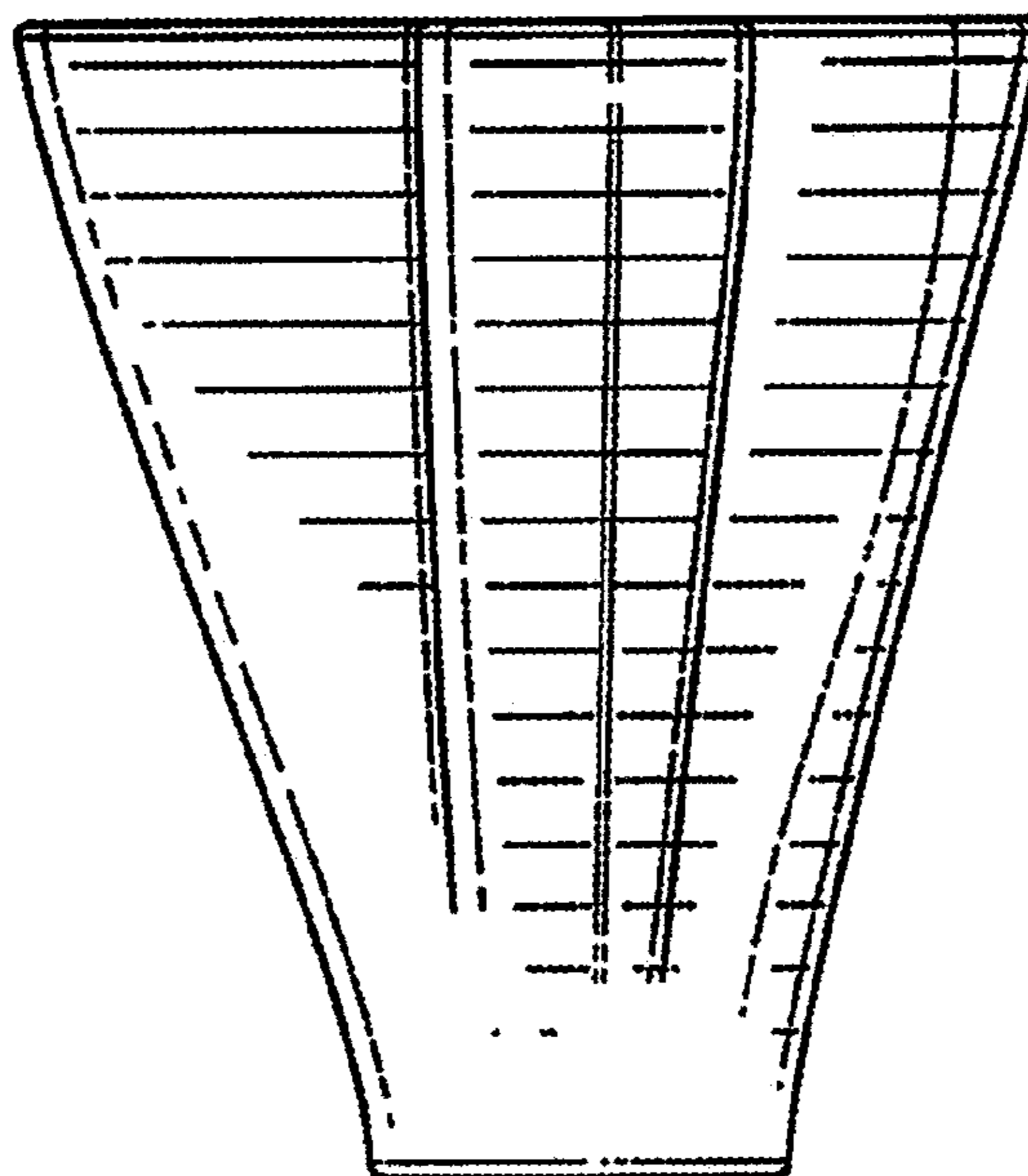


FIG. 7