



US00D759430S

(12) **United States Design Patent**  
**Van Der Kooij**

(10) **Patent No.:** **US D759,430 S**  
(45) **Date of Patent:** **\*\* Jun. 21, 2016**

(54) **STIRRING SPOON**

(71) Applicant: **E.M.M. International B.V.**, PE Zwolle (NL)

(72) Inventor: **Thomas Van Der Kooij**, PE Zwolle (NL)

(73) Assignee: **E.M.M. INTERNATIONAL B.V.**, Zwolle (NL)

(\*\*) Term: **14 Years**

(21) Appl. No.: **29/516,148**

(22) Filed: **Jan. 29, 2015**

(30) **Foreign Application Priority Data**

Sep. 30, 2014 (EM) ..... 2548560-0001

(51) **LOC (10) Cl.** ..... **31-00**

(52) **U.S. Cl.**  
USPC ..... **D7/412; D7/653**

(58) **Field of Classification Search**  
USPC ..... D7/368, 401.2, 642-645, 653-664, 669, D7/675-677, 683, 688-689, 691-692, D7/696; D8/107, 300-301; D22/117-118; D32/54  
CPC ..... A01D 9/02; A01D 9/04; A01D 9/06; A47G 21/00; A47G 21/004; A47G 21/005; A47G 21/02; A47G 21/023; A47G 21/04; A47G 21/06; A47G 21/08; A47J 43/28; A47J 43/105; A47J 43/281; A47J 43/282; A61F 13/10; A61J 7/0023; B01F 13/002; B25G 1/00; B25G 1/01; B25G 1/02; B25G 3/00; B26B 11/00; B65D 75/56; B65D 75/563; B65D 75/566; B67B 7/00; B67B 7/724; B67B 7/73

See application file for complete search history.

(56) **References Cited**

U.S. PATENT DOCUMENTS

887,790	A *	5/1908	Griswold	.....	B62B 11/00 15/26
1,010,019	A *	11/1911	Christoph	.....	A47J 43/105 416/231 A
D136,023	S *	7/1943	Phillips	.....	D7/696
2,526,863	A *	10/1950	Gilliam	.....	B01F 13/002 416/70 R
2,593,949	A *	4/1952	Williams	.....	B01F 13/002 15/236.06
2,740,617	A *	4/1956	Ball	.....	A47J 43/105 416/175
D197,294	S *	1/1964	Thomas	.....	416/70 R
D198,982	S *	8/1964	Marcus	.....	416/231 A
D254,418	S *	3/1980	Norenberg	.....	D32/54
5,494,352	A *	2/1996	L'Estrange, Jr.	.....	B01F 13/002 15/236.01
D520,206	S *	5/2006	Kohn	.....	D32/46
8,025,436	B2 *	9/2011	Hensler	.....	A47J 43/105 15/141.2
D673,424	S *	1/2013	Topur	.....	D7/401.2

\* cited by examiner

*Primary Examiner* — Ricky Pham

(74) *Attorney, Agent, or Firm* — Merchant & Gould P.C.

(57) **CLAIM**

The ornamental design for a stirring spoon, as shown and described.

**DESCRIPTION**

FIG. 1 is a front perspective view showing a stirring spoon; FIG. 2 is a front elevational view thereof; FIG. 3 is a rear elevational view thereof; and, FIG. 4 is a left side view thereof.

**1 Claim, 4 Drawing Sheets**



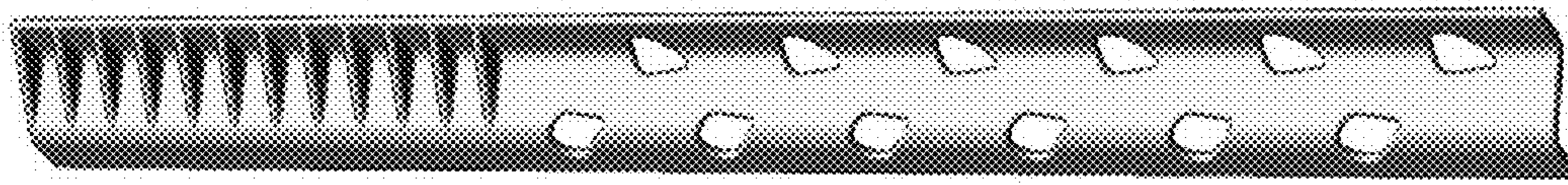


FIG. 1

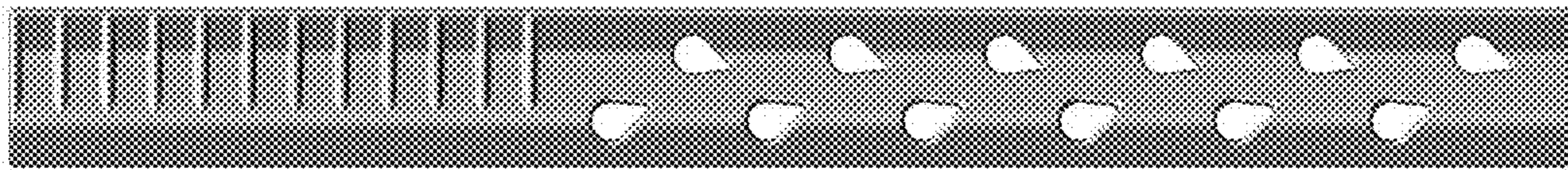


FIG. 2

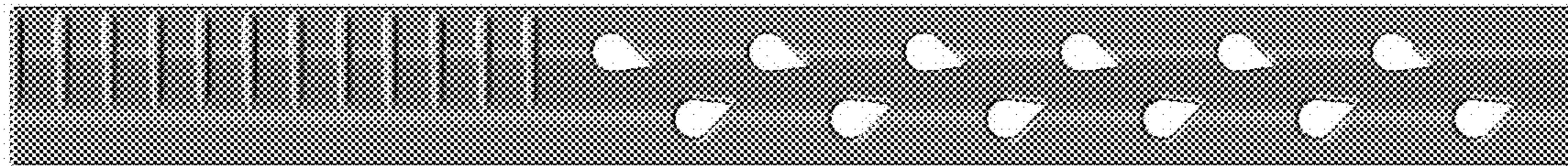


FIG. 3



FIG. 4