

US00D759422S

(12) **United States Design Patent**
Schwing, III

(10) **Patent No.:** **US D759,422 S**

(45) **Date of Patent:** **** Jun. 21, 2016**

(54) **SHAPED COOKING VESSEL**

(56) **References Cited**

(71) Applicant: **George H. Schwing, III**, Covington, LA
(US)

U.S. PATENT DOCUMENTS

(72) Inventor: **George H. Schwing, III**, Covington, LA
(US)

D122,414 S *	9/1940	Prouty	D7/567
D131,405 S *	2/1942	Dreitzer	D7/556
D153,052 S *	3/1949	Walker	47/41.13
D188,339 S *	7/1960	Blumer	D7/566
D194,695 S *	2/1963	Bennett	D7/564
D288,269 S *	2/1987	Laslo	D7/544
D370,157 S *	5/1996	Chen	D7/543
D423,276 S *	4/2000	McDonald	D7/354
D436,494 S *	1/2001	McDonald	D7/354
D437,186 S *	2/2001	Asner	D7/544
D559,625 S *	1/2008	Ablo	D7/538
D663,167 S *	7/2012	Gober	D7/551.1
D688,525 S *	8/2013	Gober	D7/354

(**) Term: **14 Years**

(21) Appl. No.: **29/517,365**

(22) Filed: **Feb. 12, 2015**

* cited by examiner

(51) **LOC (10) Cl.** **07-02**

Primary Examiner — Ricky Pham

(52) **U.S. Cl.**

(57) **CLAIM**

USPC **D7/359**; D7/354

The ornamental design for a shaped cooking vessel, as shown and described.

(58) **Field of Classification Search**

DESCRIPTION

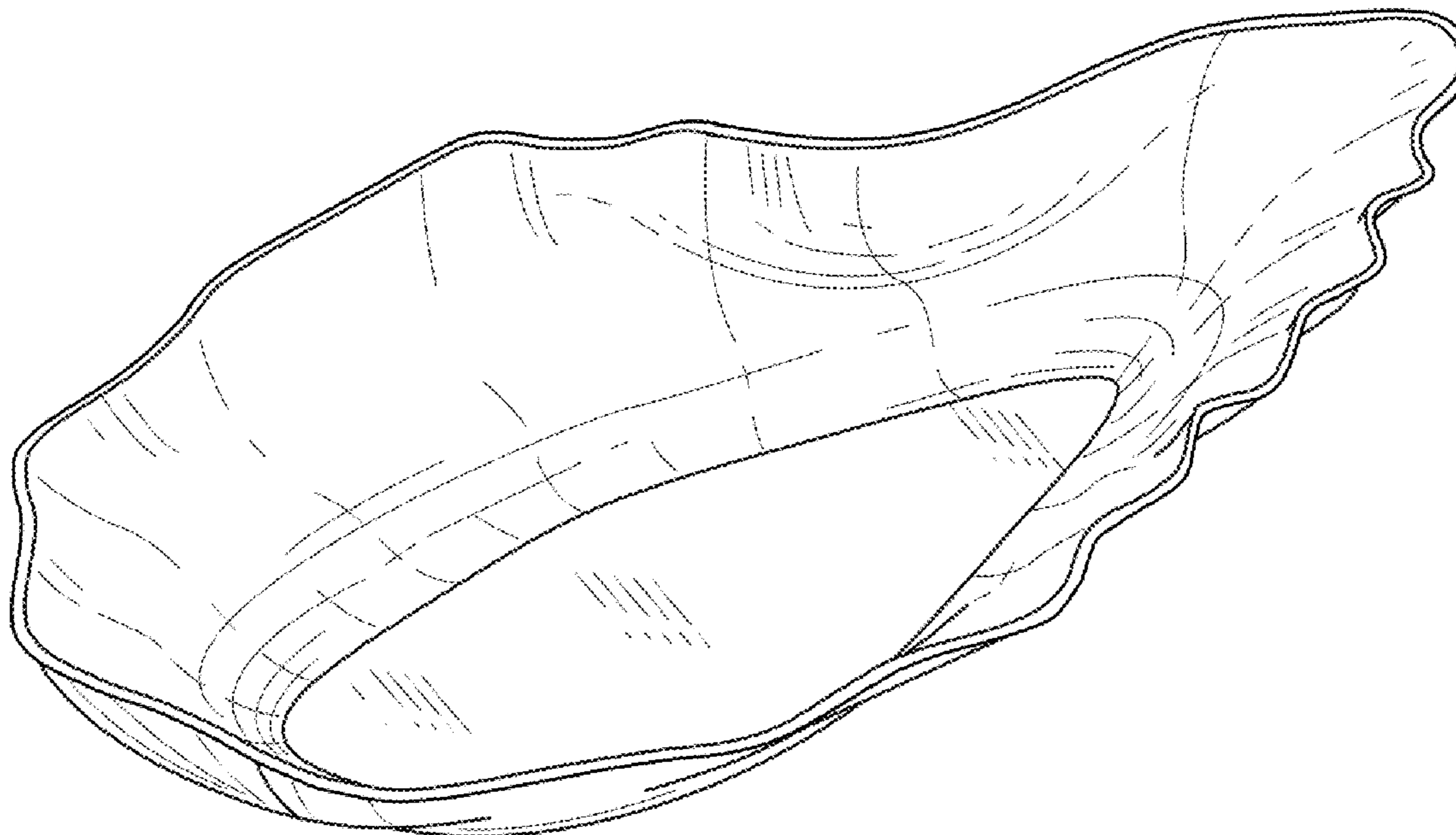
USPC D7/354, 359, 392.1, 396.1,
D7/396.4–396.5, 500, 505–506, 513,
D7/539–549, 550.1, 551.1, 553.1–553.8,
D7/556, 560–576, 584–588, 642–645,
D7/664; D9/429, 715–719, 749, 756–761;
D11/37, 134, 140, 147, 227

FIG. 1 is a perspective view of a shaped cooking vessel;
FIG. 2 is a front elevational view thereof;
FIG. 3 is a rear elevational view thereof;
FIG. 4 is a right side elevational view thereof;
FIG. 5 is a left side elevational view thereof;
FIG. 6 is a top plan view thereof; and,
FIG. 7 is a bottom plan view thereof.

CPC A45C 11/20

1 Claim, 7 Drawing Sheets

See application file for complete search history.



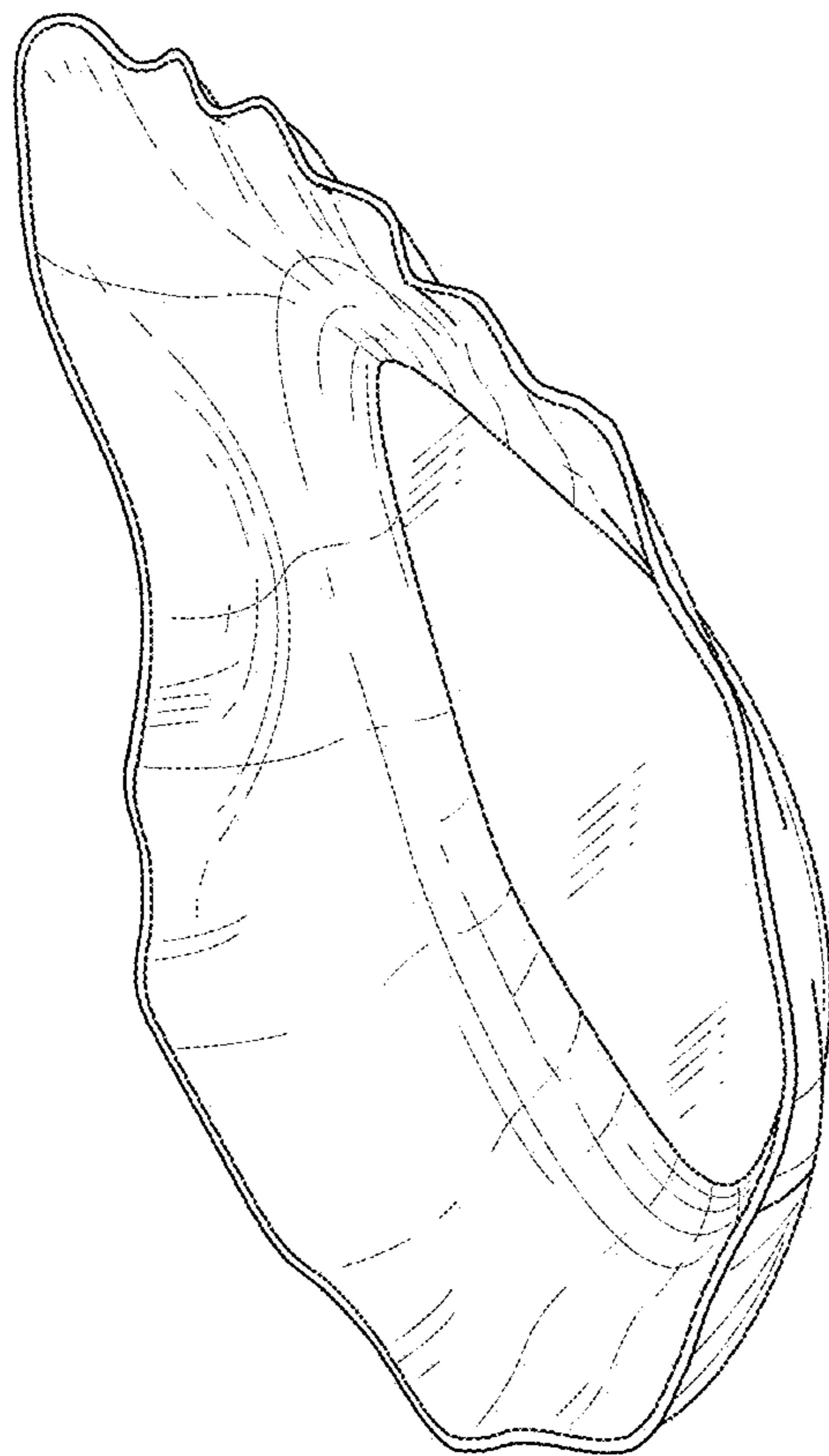


FIG. 1




FIG. 2

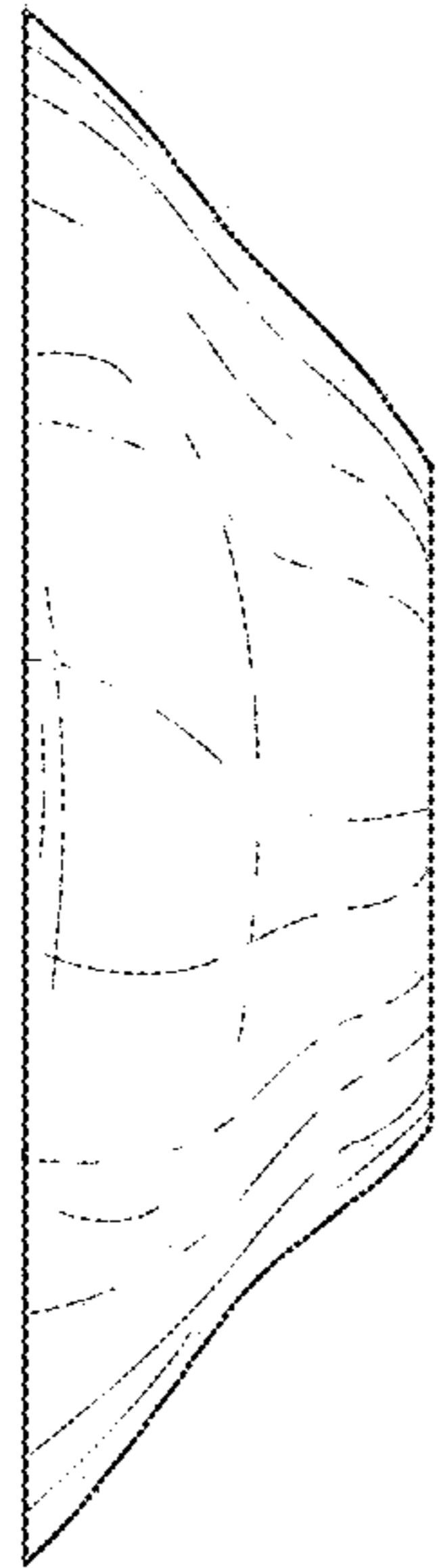


FIG. 3




FIG. 4




FIG. 5

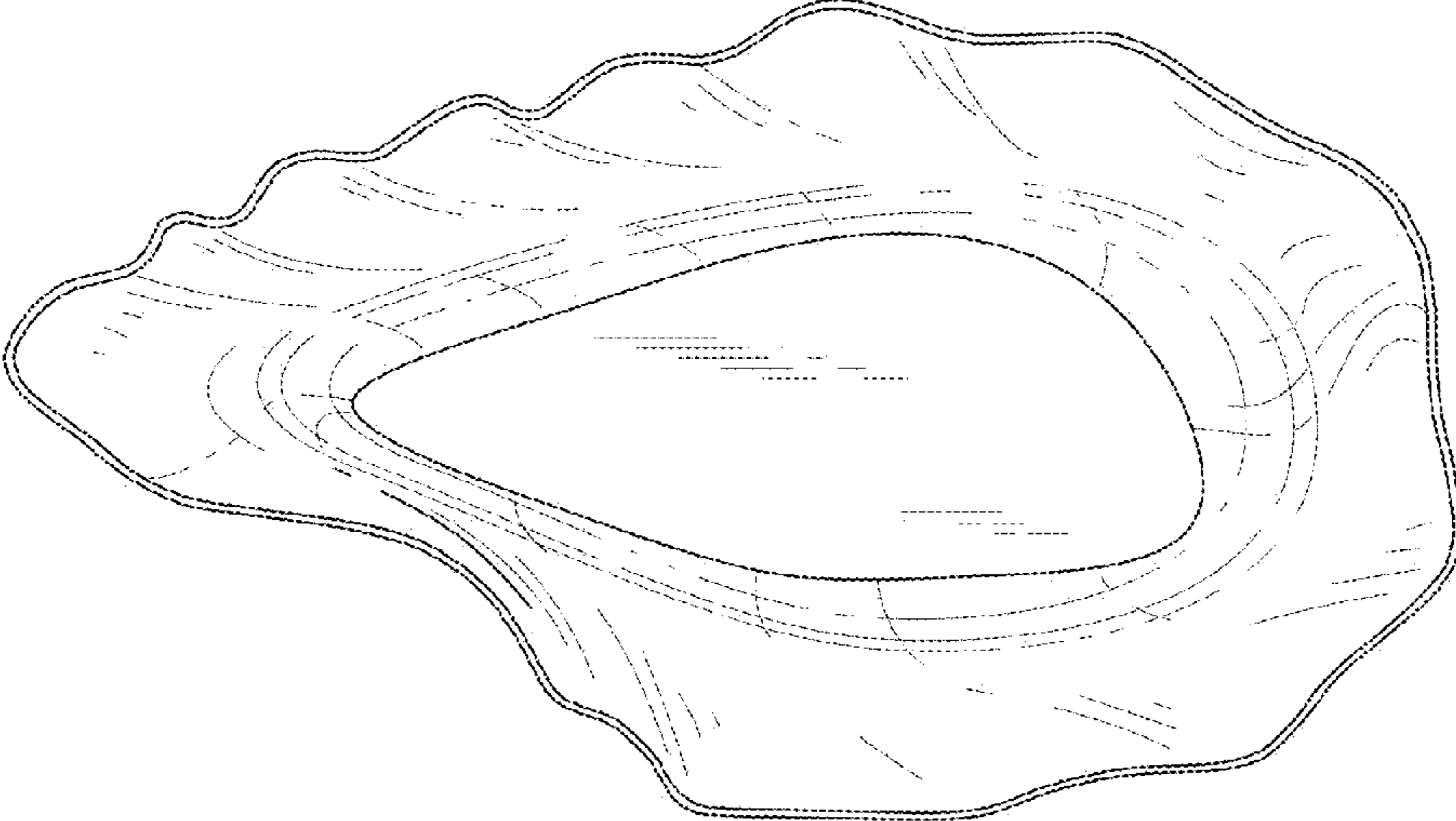


FIG. 6

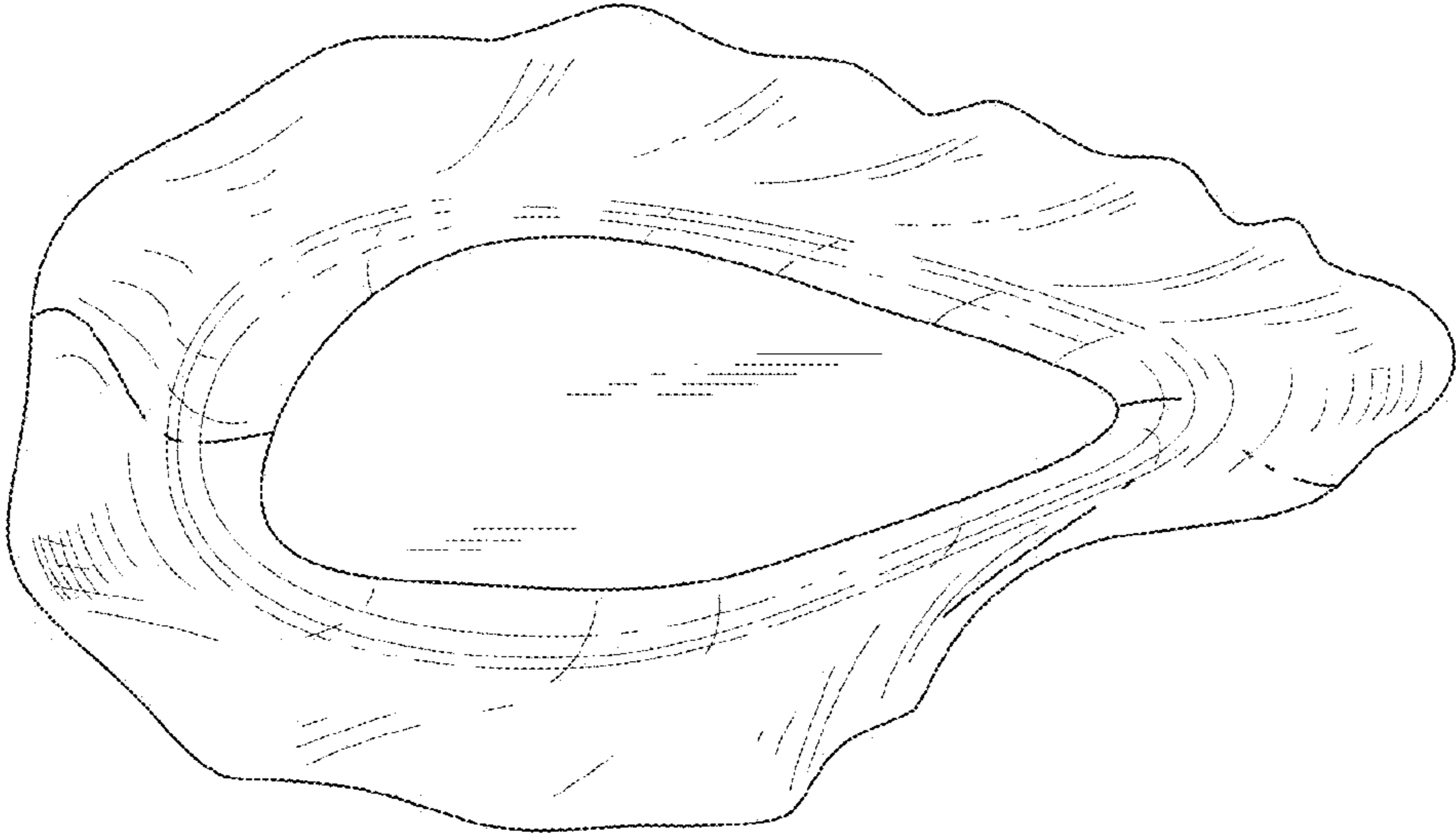


FIG. 7