



US00D759416S

(12) **United States Design Patent**  
**Kim**

(10) **Patent No.:** **US D759,416 S**  
(45) **Date of Patent:** **\*\* Jun. 21, 2016**

(54) **COFFEE MAKER**  
(71) Applicant: **Kia Motors Corporation**, Seoul (KR)  
(72) Inventor: **Hyun-Tae Kim**, Seoul (KR)  
(73) Assignee: **Kia Motors Corporation**, Seoul (KR)  
(\*\*) Term: **15 Years**  
(21) Appl. No.: **29/528,249**  
(22) Filed: **May 27, 2015**

3,283,934 A \* 11/1966 Chappell ..... A47J 41/02  
215/12.1  
3,405,899 A \* 10/1968 Trachtenberg ..... B60N 3/002  
219/202  
3,549,861 A \* 12/1970 Trachtenberg ..... A47J 41/005  
215/12.1  
3,618,807 A \* 11/1971 Rownd ..... A47J 41/0083  
220/212  
D371,304 S \* 7/1996 Onneweer ..... D7/511  
D488,357 S \* 4/2004 Cabey ..... D7/607  
D505,591 S \* 5/2005 Bodum ..... D7/300.1  
D546,124 S \* 7/2007 Tien ..... D7/510  
D566,469 S \* 4/2008 Tien ..... D7/509  
D575,583 S \* 8/2008 Morgan ..... D7/509  
D629,252 S \* 12/2010 Alviar ..... D7/510

(30) **Foreign Application Priority Data**  
Nov. 27, 2014 (KR) ..... 30-2014-0057328  
(51) **LOC (10) Cl.** ..... **07-01**  
(52) **U.S. Cl.**  
USPC ..... **D7/306; D7/309; D7/510**  
(58) **Field of Classification Search**  
USPC ..... D7/399, 400, 300, 309, 310, 306, 300.1,  
D7/510, 511, 608; 99/303, 287, 299, 319;  
426/425; D9/503, 538; 215/12.1, 13.1;  
220/592.14  
CPC ..... A47J 31/06; A47J 31/08; A47J 31/005;  
A47J 31/061; A47J 41/0083  
See application file for complete search history.

\* cited by examiner

*Primary Examiner* — Marianne Pandozzi  
(74) *Attorney, Agent, or Firm* — Mintz Levin Cohn Ferris  
Glovsky and Popeo, P.C.; Kongsik Kim

(56) **References Cited**  
U.S. PATENT DOCUMENTS  
D179,880 S \* 3/1957 Brambling ..... D7/608  
2,808,167 A \* 10/1957 Polazzolo ..... A47J 41/0077  
215/13.1

(57) **CLAIM**  
The ornamental design for a coffee maker, as shown and  
described.

**DESCRIPTION**

FIG. 1 is a perspective view of a coffee maker showing my  
new design;  
FIG. 2 is a front view of the coffee maker of FIG. 1.  
FIG. 3 is a rear view of the coffee maker of FIG. 1.  
FIG. 4 is a left side view of the coffee maker of FIG. 1.  
FIG. 5 is a right side view of the coffee maker of FIG. 1.  
FIG. 6 is a top view of the coffee maker of FIG. 1; and,  
FIG. 7 is a bottom view of the coffee maker of FIG. 1.

**1 Claim, 7 Drawing Sheets**




FIG. 1




FIG. 2





FIG. 3



**FIG. 4**






FIG. 5



**FIG. 6**



**FIG. 7**

