



US00D759372S

(12) **United States Design Patent**
Monroe et al.

(10) **Patent No.:** **US D759,372 S**
(45) **Date of Patent:** **** Jun. 21, 2016**

- (54) **UTILITY TOTE PANEL INSERT**
- (71) Applicant: **Thirty-One Gifts LLC**, Columbus, OH (US)
- (72) Inventors: **Cynthia M. Monroe**, New Albany, OH (US); **Elizabeth Ann Swartzel**, Columbus, OH (US)
- (73) Assignee: **Thirty-One Gifts LLC**, Columbus, OH (US)
- (**) Term: **14 Years**
- (21) Appl. No.: **29/495,009**
- (22) Filed: **Jun. 26, 2014**

Related U.S. Application Data

- (63) Continuation-in-part of application No. 29/493,802, filed on Jun. 13, 2014.
- (51) **LOC (10) Cl.** **03-01**
- (52) **U.S. Cl.**
USPC **D3/232**
- (58) **Field of Classification Search**
USPC D3/232, 233, 240–243, 245–246, 303, D3/310, 315, 318, 319, 900; 150/100, 150/103–110, 113–114, 117–119; D7/605, D7/607; 383/39, 106, 38; 190/107, 901; D6/315
CPC A45C 1/024; A45C 3/06; A45C 13/02; A45C 7/0054
See application file for complete search history.

References Cited

U.S. PATENT DOCUMENTS

- 1,176,598 A * 3/1916 Pollgreen A45C 3/00
190/111
- 1,521,897 A * 1/1925 Martin A45F 3/042
383/20

(Continued)

Primary Examiner — Derrick Holland
Assistant Examiner — Jennifer O King

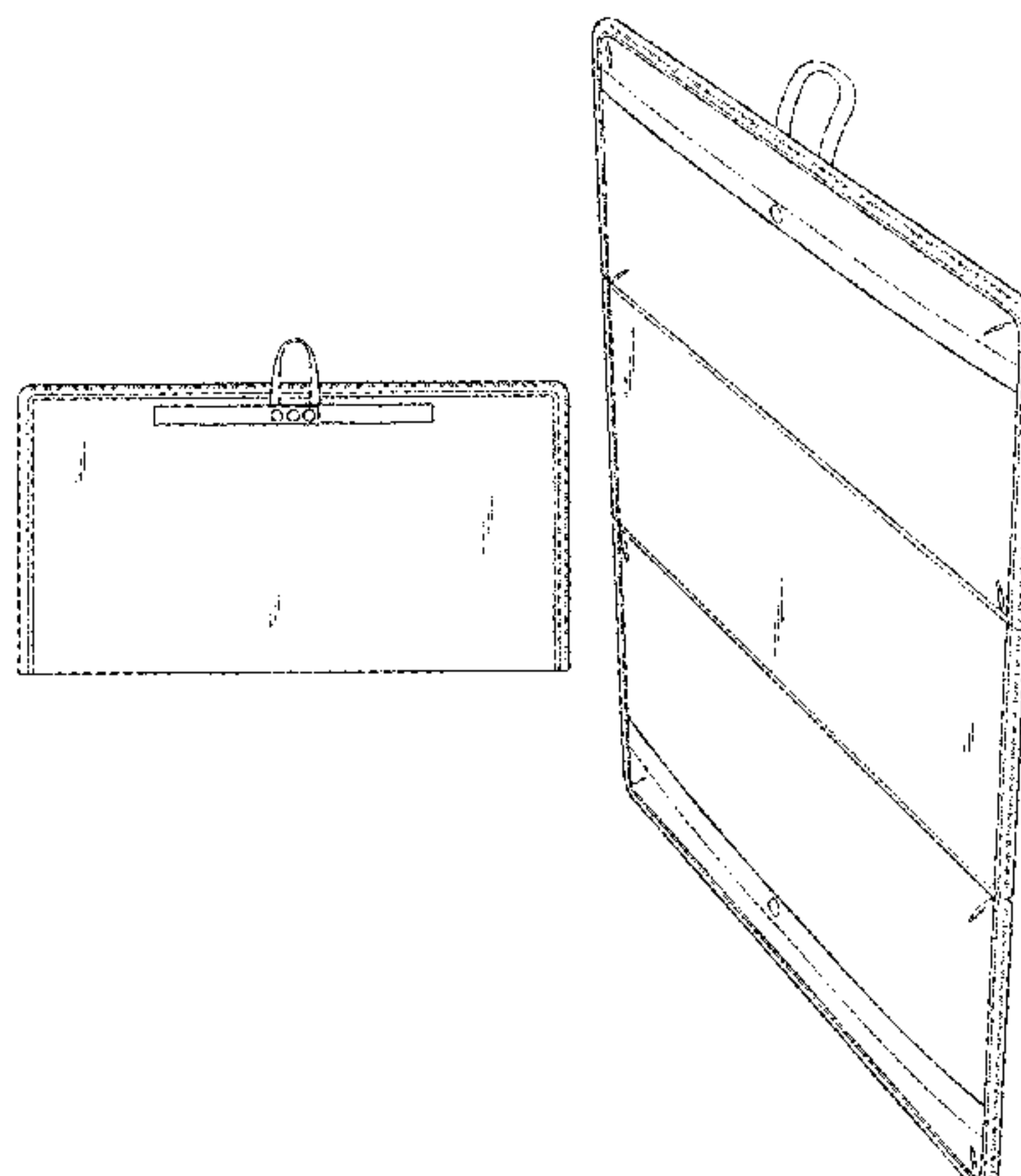
(74) *Attorney, Agent, or Firm* — Porter, Wright, Morris & Arthur LLP

(57) **CLAIM**
The ornamental design for a utility tote panel insert, as shown and described.

DESCRIPTION

FIG. 1 is a rear view of a utility tote panel insert according to a first embodiment of our new design, wherein the utility tote panel insert is in a folded configuration;
 FIG. 2 is a front view thereof;
 FIG. 3 is a top view thereof;
 FIG. 4 is a bottom view thereof;
 FIG. 5 is a left-side view thereof;
 FIG. 6 is a right-side view thereof;
 FIG. 7 is a top perspective view of the utility tote panel insert of FIGS. 1 to 6, but wherein the utility tote panel insert is in a flat or unfolded configuration;
 FIG. 8 is a bottom perspective view thereof;
 FIG. 9 is a top view thereof;
 FIG. 10 is a bottom view thereof;
 FIG. 11 is a rear view thereof;
 FIG. 12 is a front view thereof;
 FIG. 13 is a left-side view thereof, the right side view being a mirror image thereof.
 FIG. 14 is a rear view of a utility tote panel insert according to a second embodiment of our new design, wherein the utility tote panel insert is in a folded configuration;
 FIG. 15 is a front view thereof;
 FIG. 16 is a top view thereof;
 FIG. 17 is a bottom view thereof;
 FIG. 18 is a left-side view thereof;
 FIG. 19 is a right-side view thereof;
 FIG. 20 is a top perspective view of the utility tote panel insert of FIGS. 14 to 19, but wherein the utility tote panel insert is in a flat or unfolded configuration;
 FIG. 21 is a bottom perspective view thereof;
 FIG. 22 is a top view thereof;
 FIG. 23 is a bottom view thereof;
 FIG. 24 is a rear view thereof;
 FIG. 25 is a front view thereof; and,
 FIG. 26 is a left-side view thereof, the right side view being a mirror image thereof.
 The broken lines in the figures indicate stitching and form a part of the claimed design.

1 Claim, 14 Drawing Sheets



(56)

References Cited

U.S. PATENT DOCUMENTS

2,107,180	A *	2/1938	Gihorf	A45C 3/004 190/110	5,628,398	A *	5/1997	Jackson	A45C 3/004 190/109
2,679,877	A *	6/1954	Leggett	B42F 7/04 383/39	D388,250	S *	12/1997	Robinson	D3/232
2,710,638	A *	6/1955	Ford	A45C 3/00 383/121	5,692,604	A *	12/1997	Houk	A45C 3/004 190/111
2,754,867	A *	7/1956	Langer	B65D 75/42 206/278	D403,863	S *	1/1999	Briganti	D3/232
3,139,133	A *	6/1964	Spector	A45C 7/0095 190/111	5,983,969	A *	11/1999	Morgan	A45C 1/024 150/104
3,530,961	A *	9/1970	Weissenbach	A45C 13/02 190/111	6,085,902	A *	7/2000	Fang	A45C 13/02 206/373
3,777,862	A *	12/1973	Zipper	A45C 3/004 190/107	D438,412	S *	3/2001	Dolan	D6/513
3,929,224	A *	12/1975	Smith, Jr.	A47G 25/54 206/287	6,341,894	B1 *	1/2002	Quinones	B65D 33/14 383/13
D265,447	S *	7/1982	Harris	D6/553	6,874,624	B2 *	4/2005	Redzisz	A45C 11/00 190/126
D267,442	S *	1/1983	Anderson	D3/312	6,948,599	B2 *	9/2005	Rodrigue	A45C 13/02 190/107
D276,004	S *	10/1984	Mink	D3/299	D572,006	S *	7/2008	Preston	D3/303
D291,745	S *	9/1987	Hansen	D3/284	D595,051	S *	6/2009	Namey	D3/232
4,718,524	A *	1/1988	Crumley	A45C 3/00 150/113	7,543,701	B2 *	6/2009	Suda	A45C 7/009 206/231
D294,196	S *	2/1988	Bialo	D3/284	D600,918	S *	9/2009	Carlevale	D3/318
D294,757	S *	3/1988	Kahane	D3/244	7,866,470	B2 *	1/2011	Kroll	A45C 11/00 206/438
4,753,329	A *	6/1988	Choy	A45C 7/0095 190/107	D632,070	S *	2/2011	Clark	D3/10
4,773,535	A *	9/1988	Cook	B25H 3/00 206/373	7,896,152	B1 *	3/2011	Bruhl	B65D 33/2566 206/286
5,024,361	A *	6/1991	Flowers	A45C 13/02 224/223	D656,317	S *	3/2012	Baas	D3/303
5,065,864	A *	11/1991	Schmitt	A45C 3/00 190/110	D659,992	S *	5/2012	May	D3/206
D333,913	S *	3/1993	Tuman	D3/278	D669,683	S *	10/2012	Caperon	D3/232
D347,115	S *	5/1994	Breedlove	D3/315	D683,137	S *	5/2013	Davis	D3/315
D378,024	S *	2/1997	Tucker	D3/303	D689,282	S *	9/2013	Lindeman	D3/231
					8,662,368	B2 *	3/2014	Elliott	A45C 11/38 224/236
					D713,643	S *	9/2014	Adinolfi, Sr.	D3/303
					D720,537	S *	1/2015	Taller	D3/285
					D728,937	S *	5/2015	Fridley	D3/303
					D732,829	S *	6/2015	Johnson	D3/318
					D733,432	S *	7/2015	Johnson	D3/318

* cited by examiner

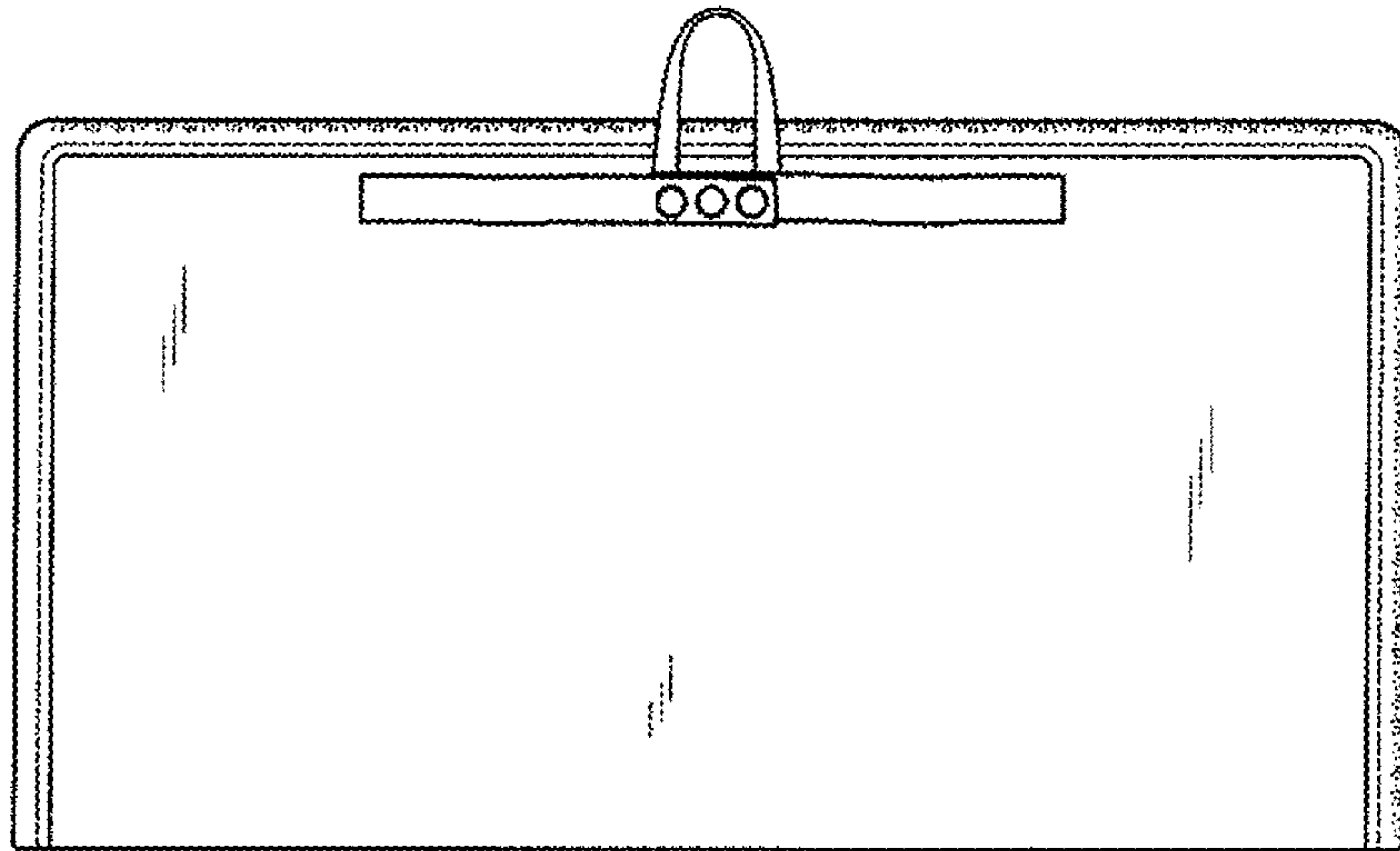


FIG. 1




FIG. 2

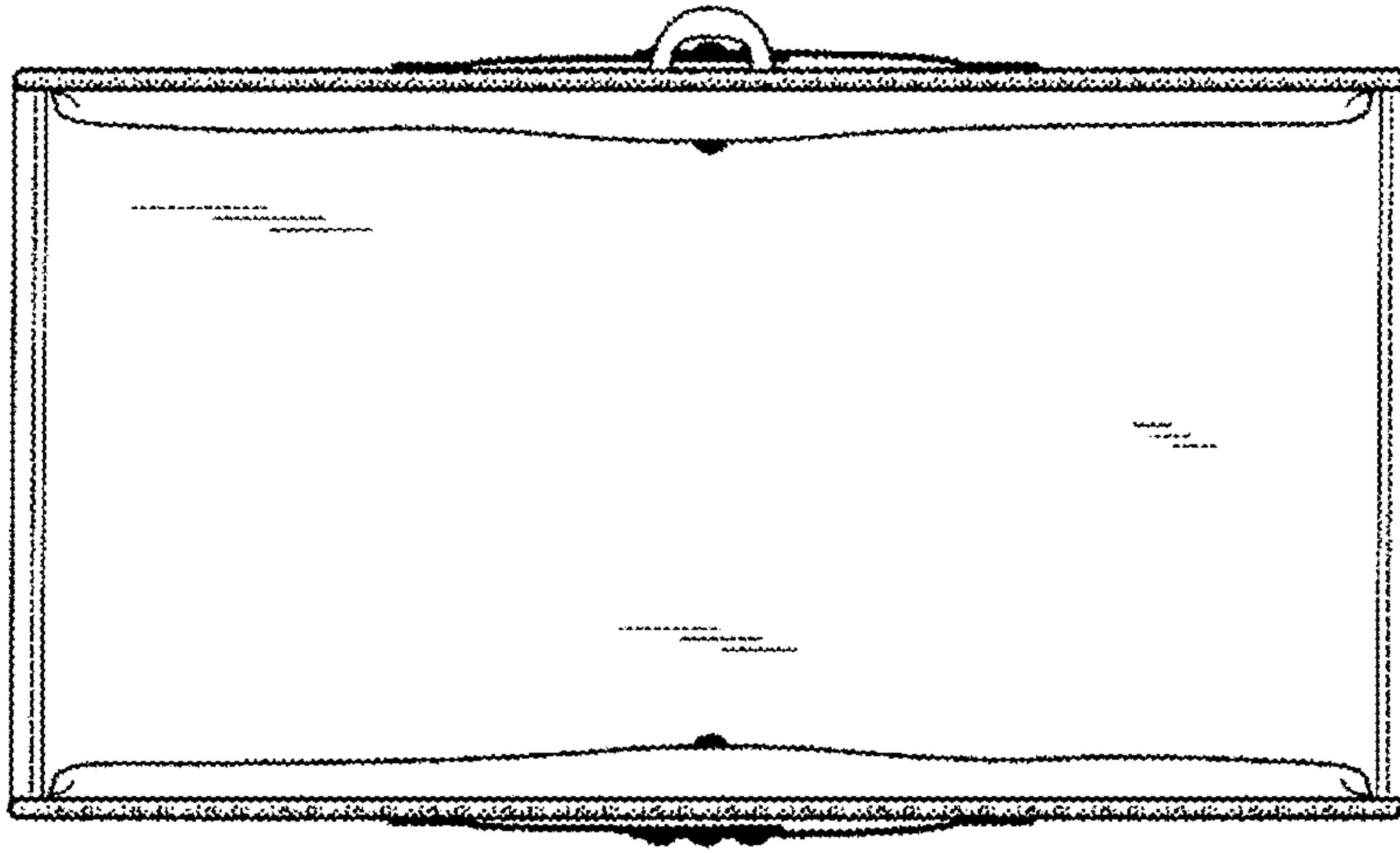


FIG. 3

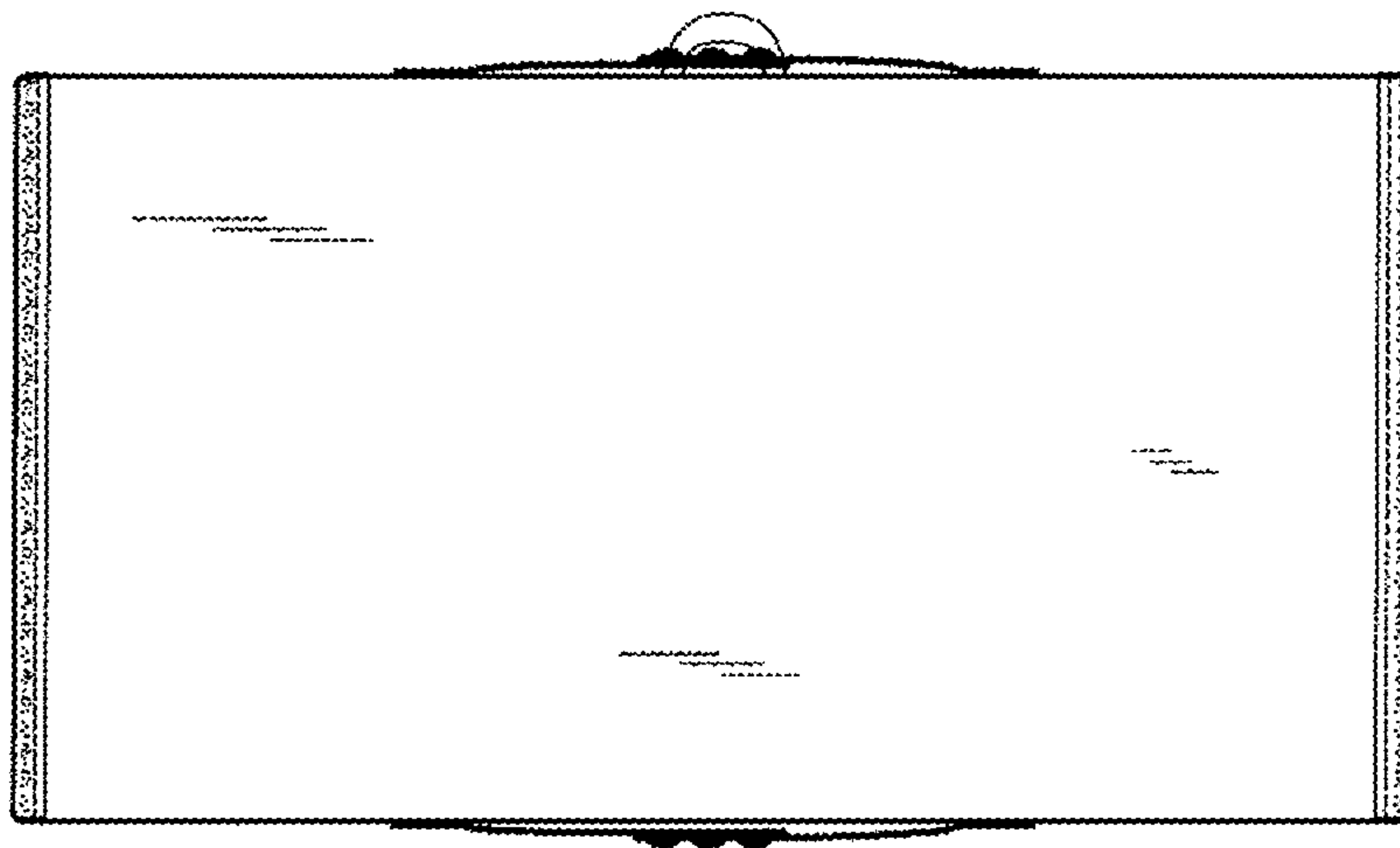


FIG. 4

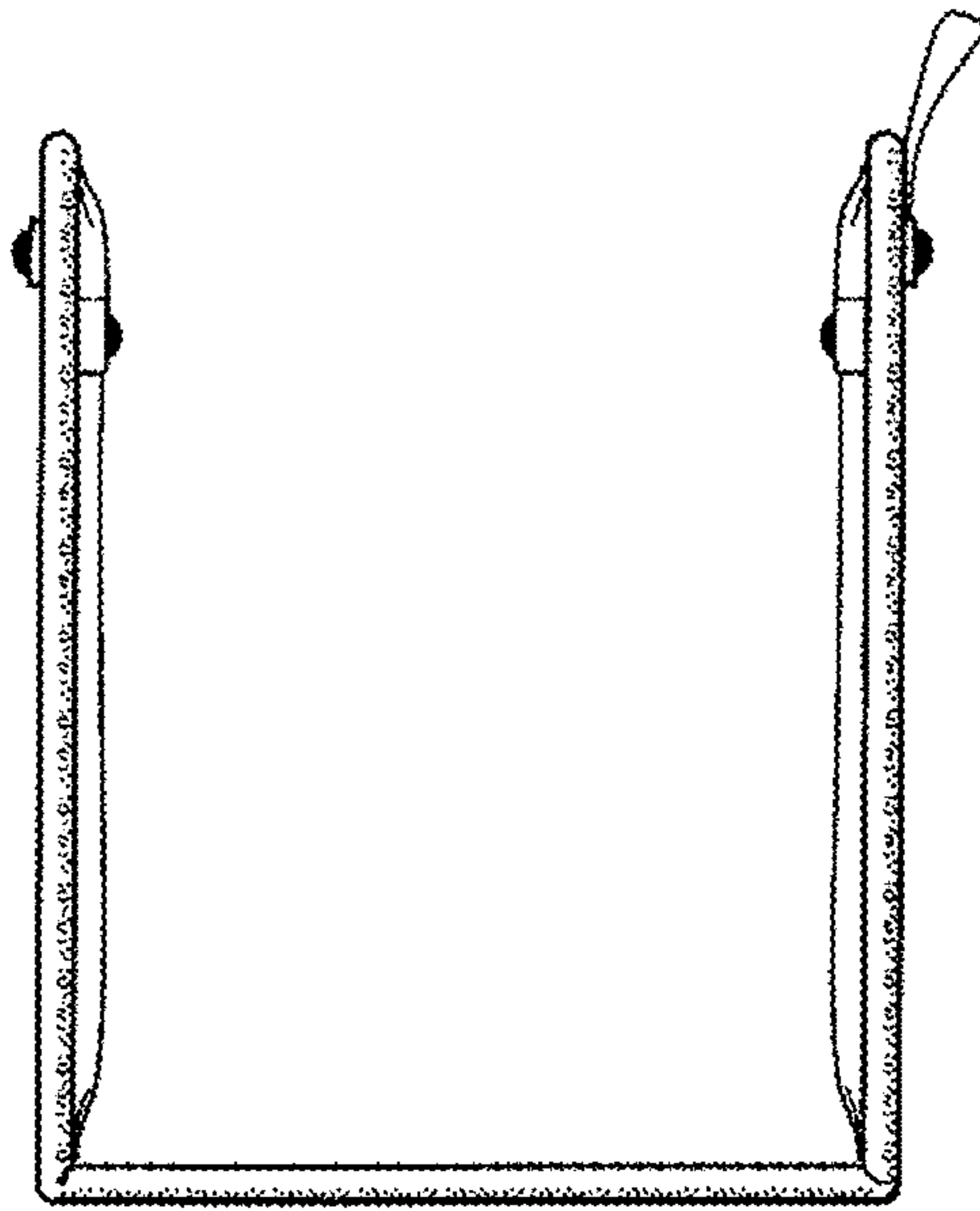


FIG. 5

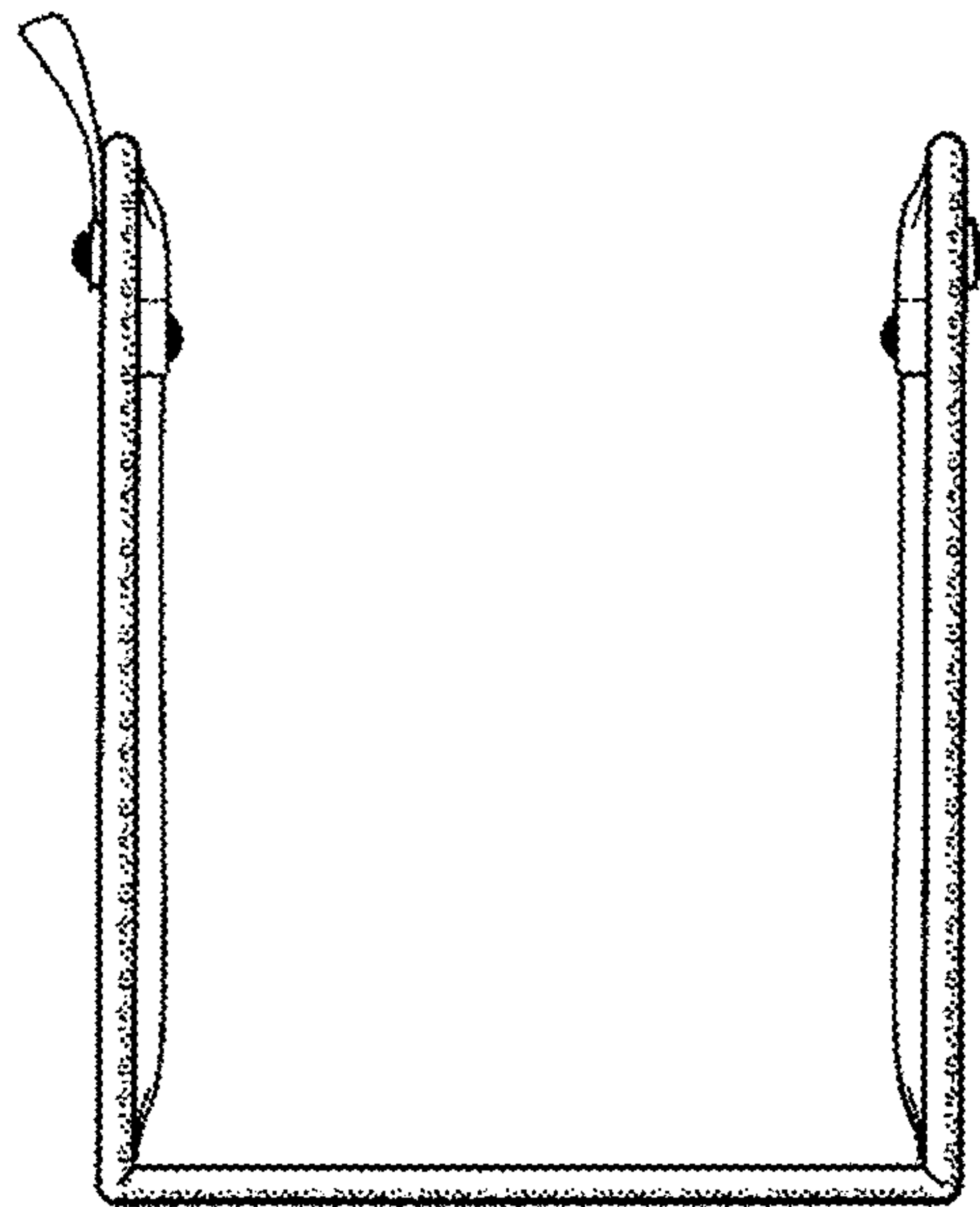


FIG. 6

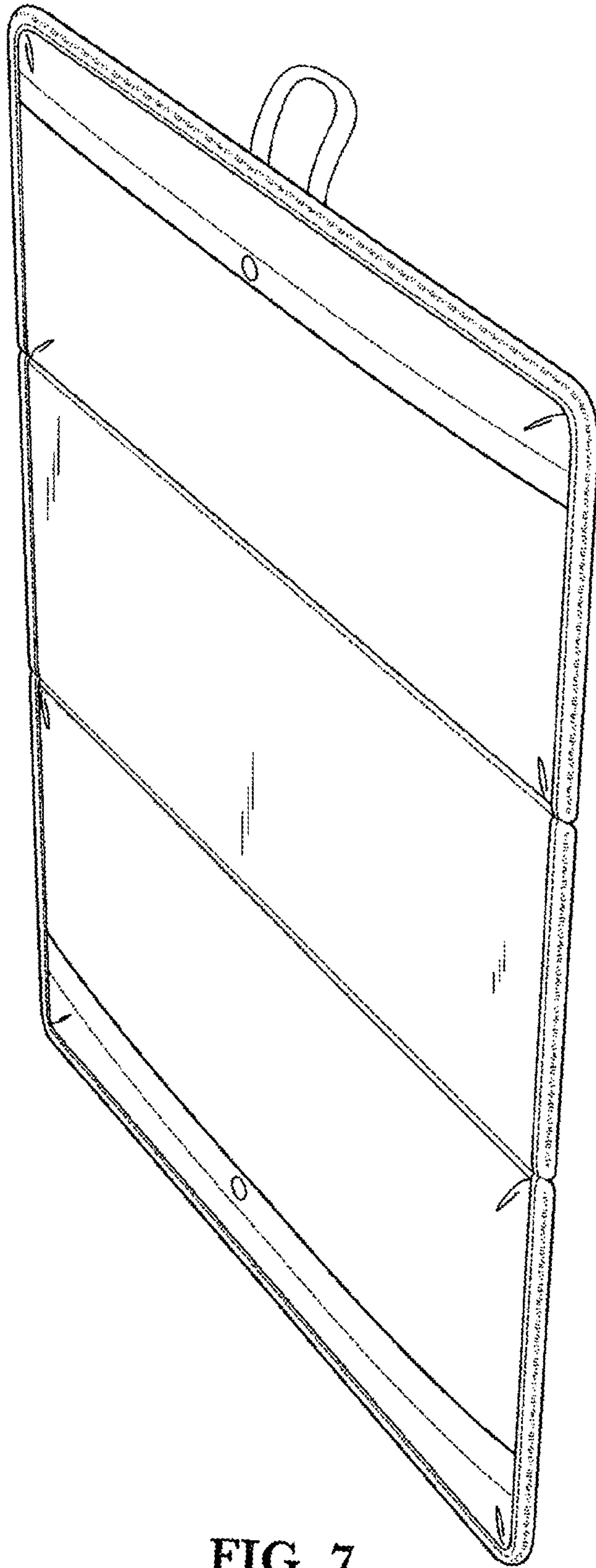


FIG. 7

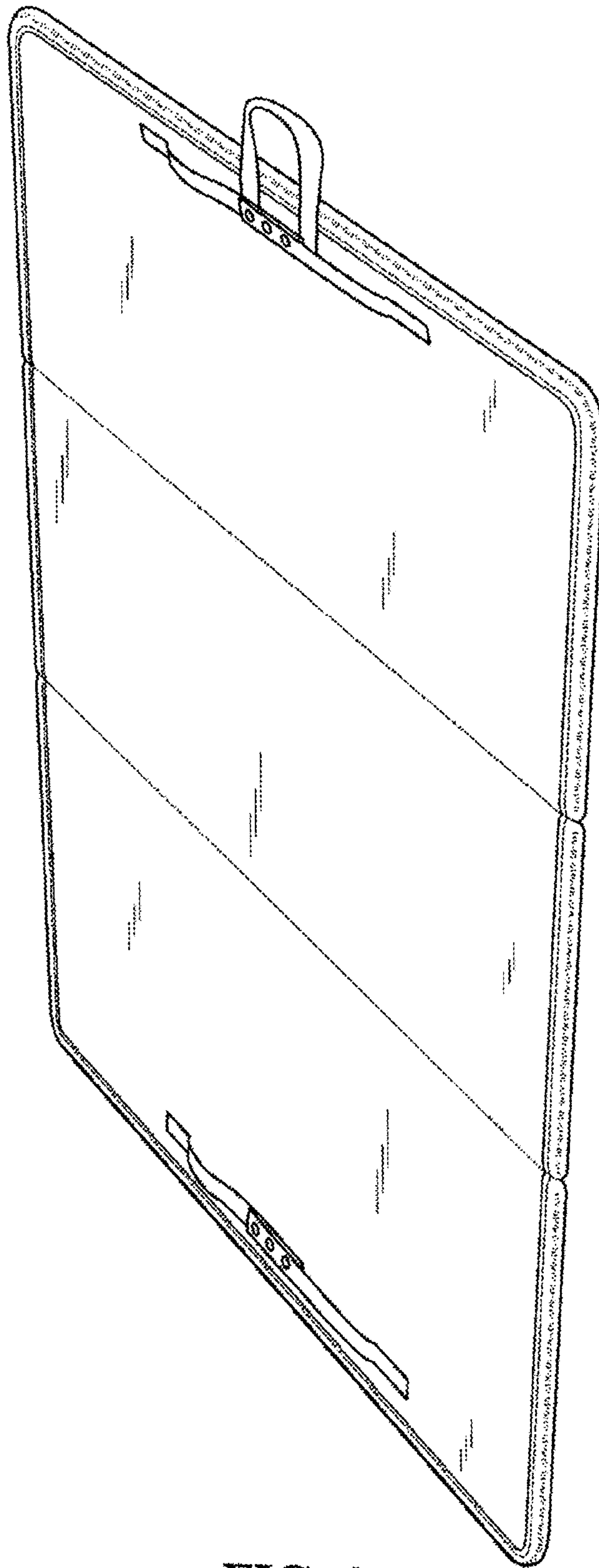


FIG. 8

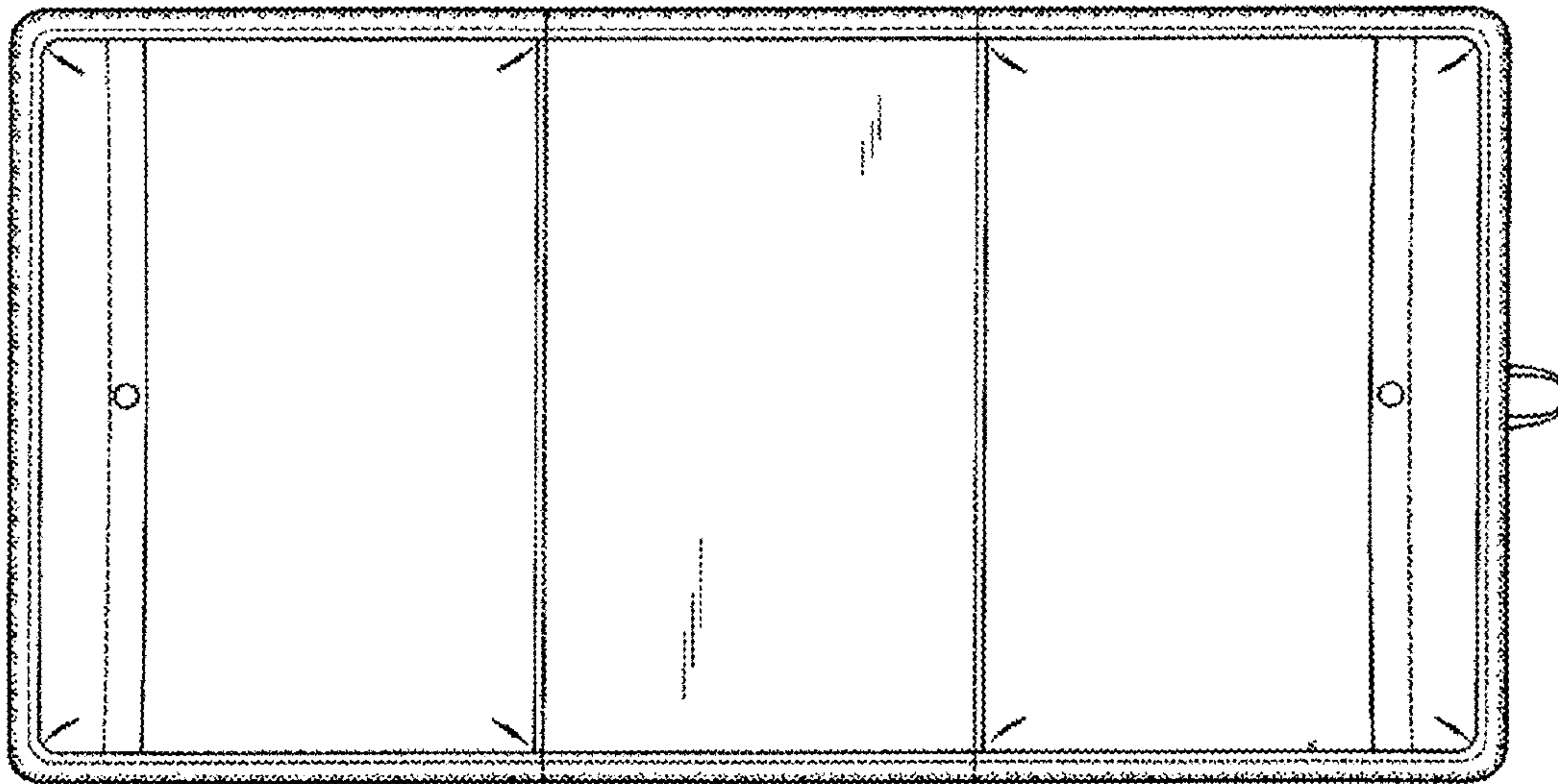


FIG. 9




FIG. 10

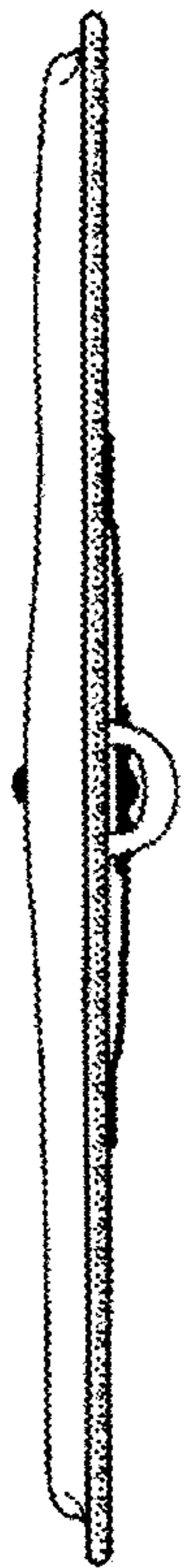


FIG. 11



FIG. 12




FIG. 13

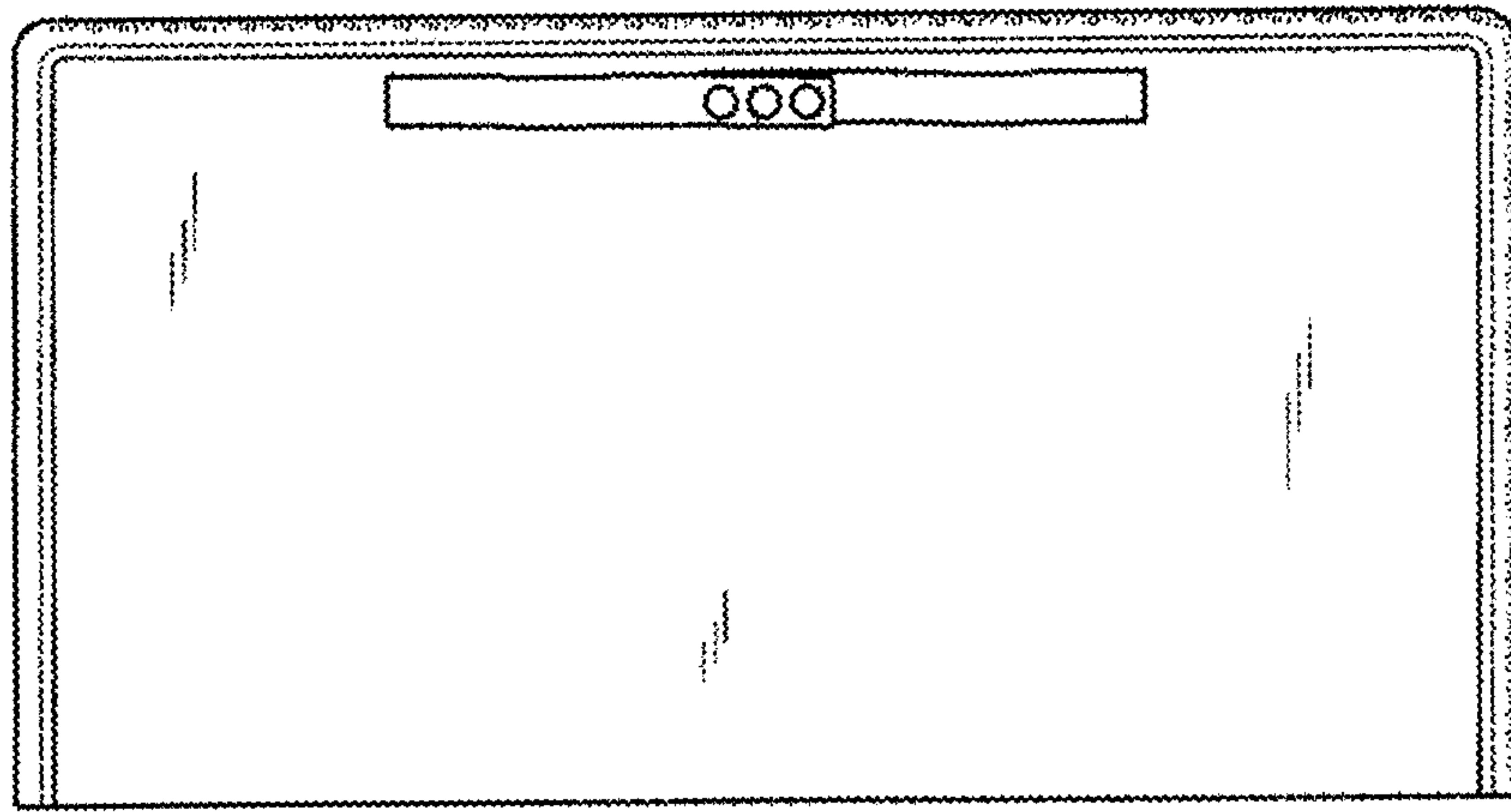


FIG. 14

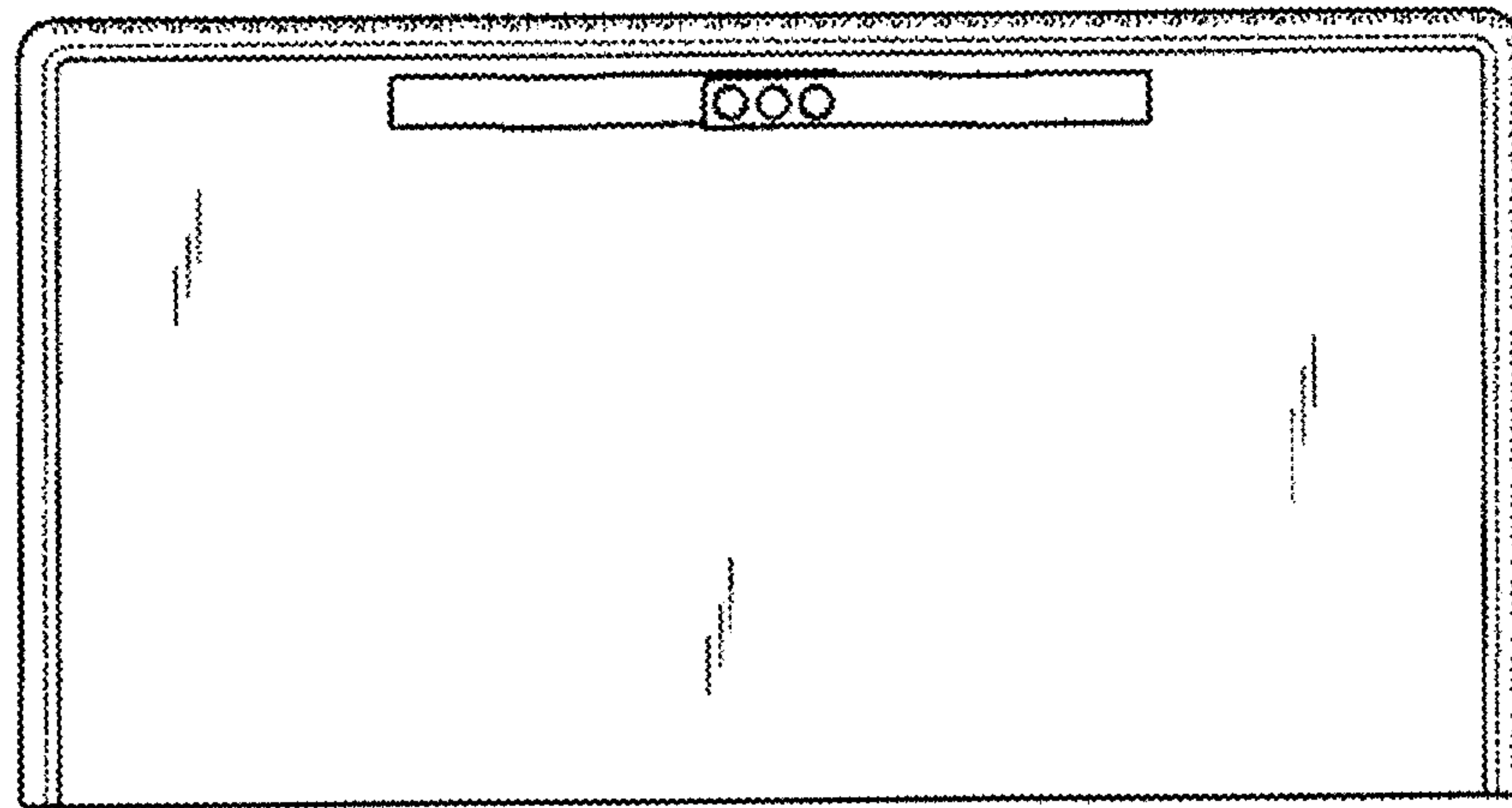


FIG. 15

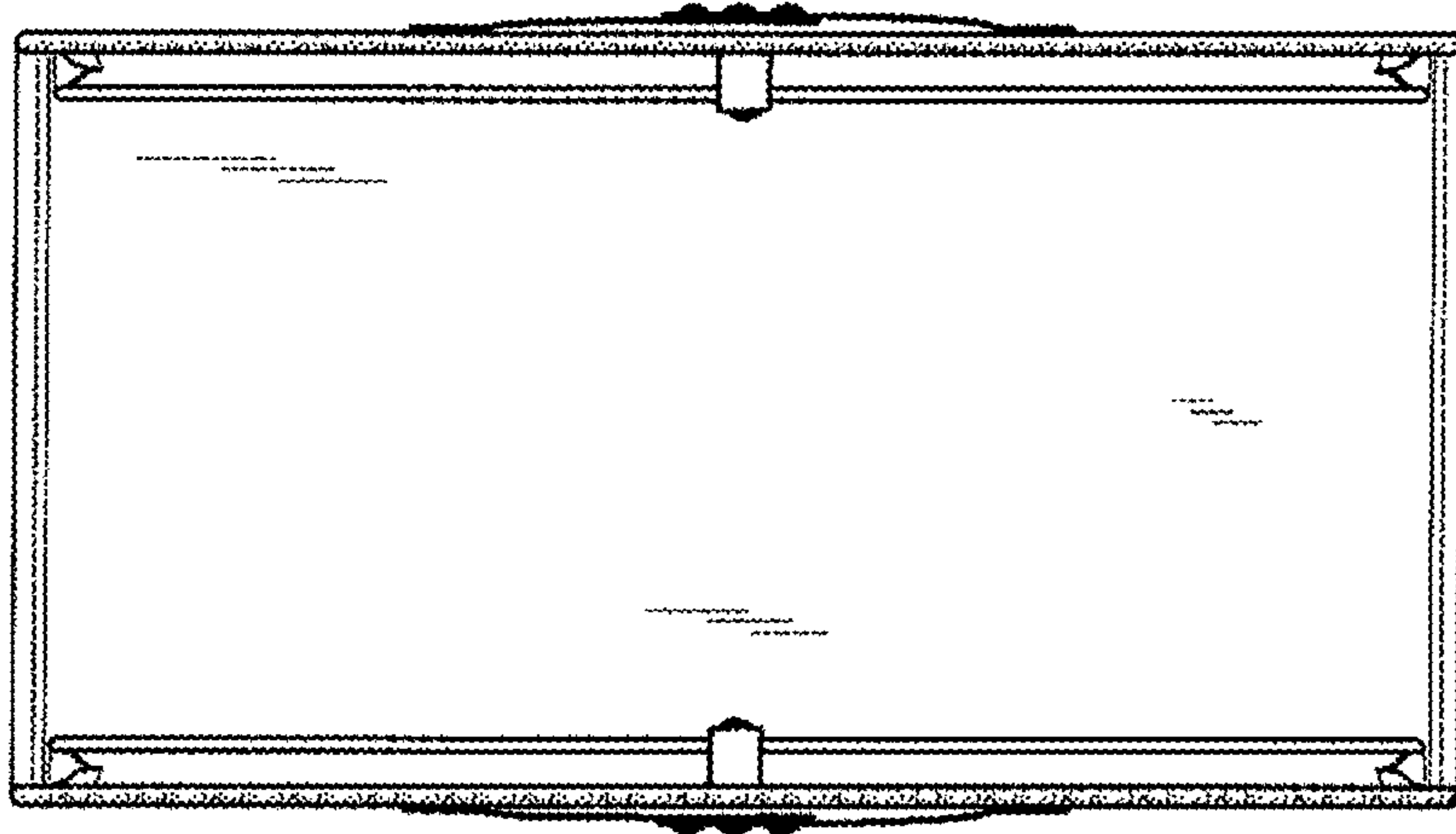


FIG. 16




FIG. 17

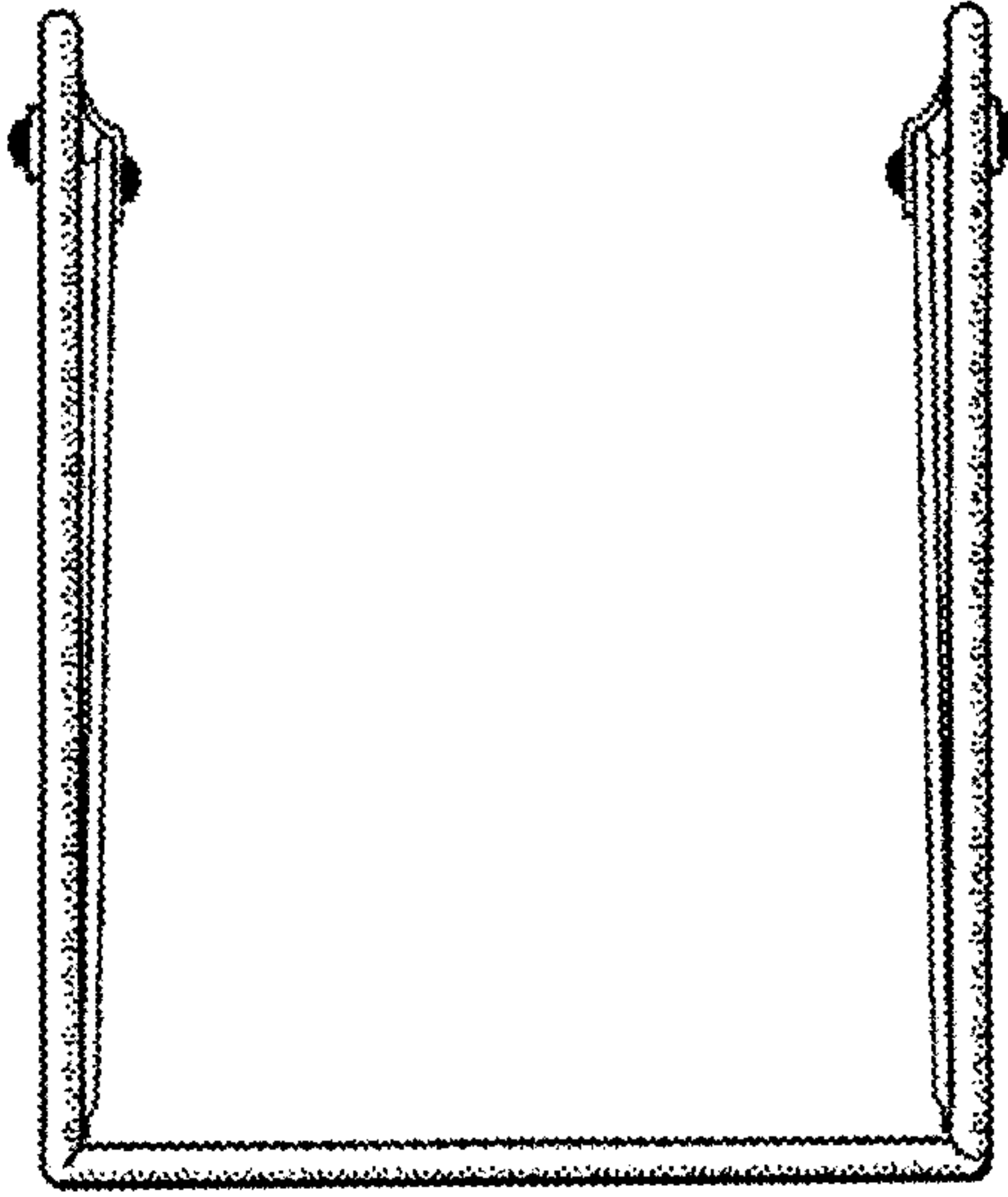


FIG. 18

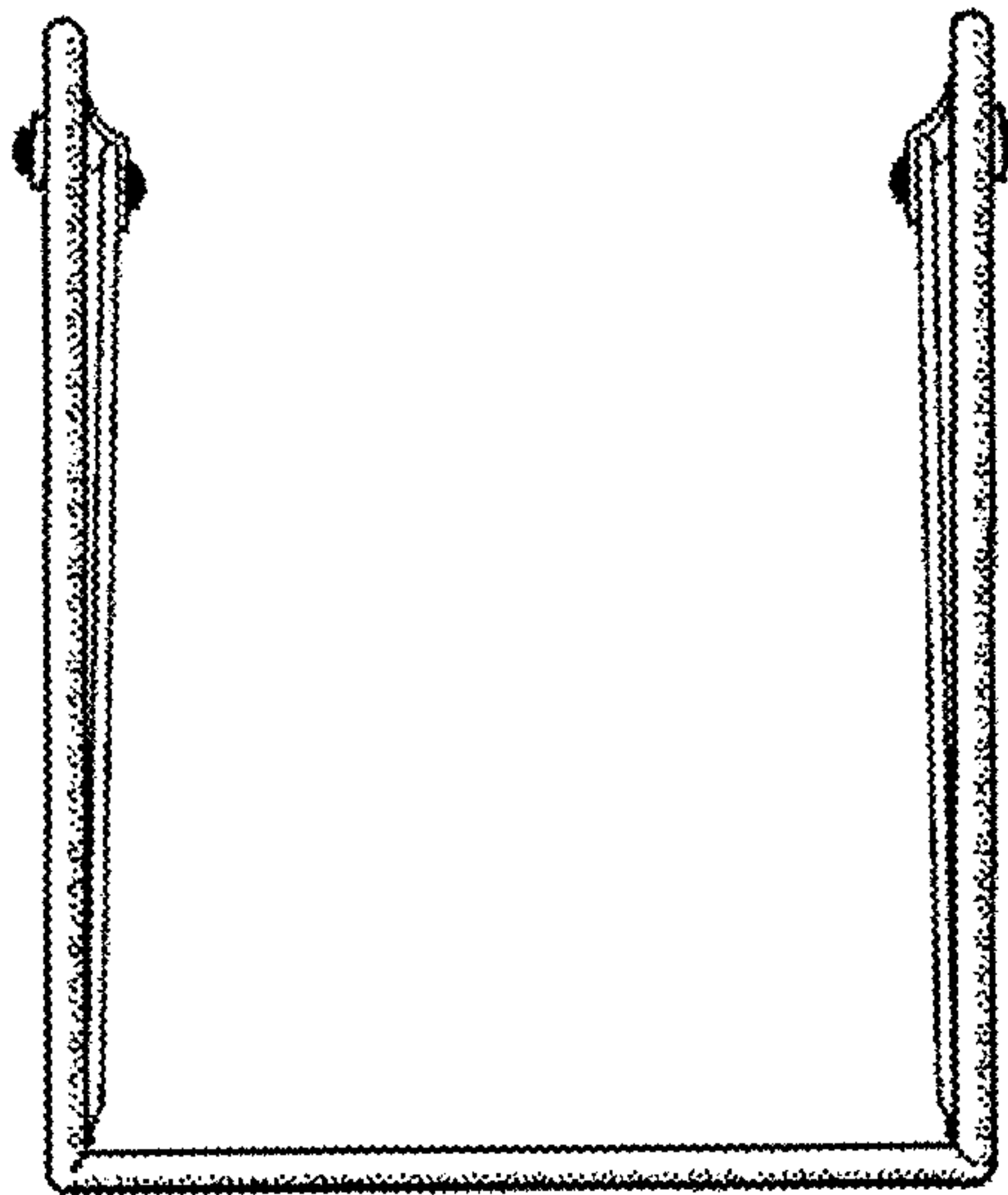


FIG. 19

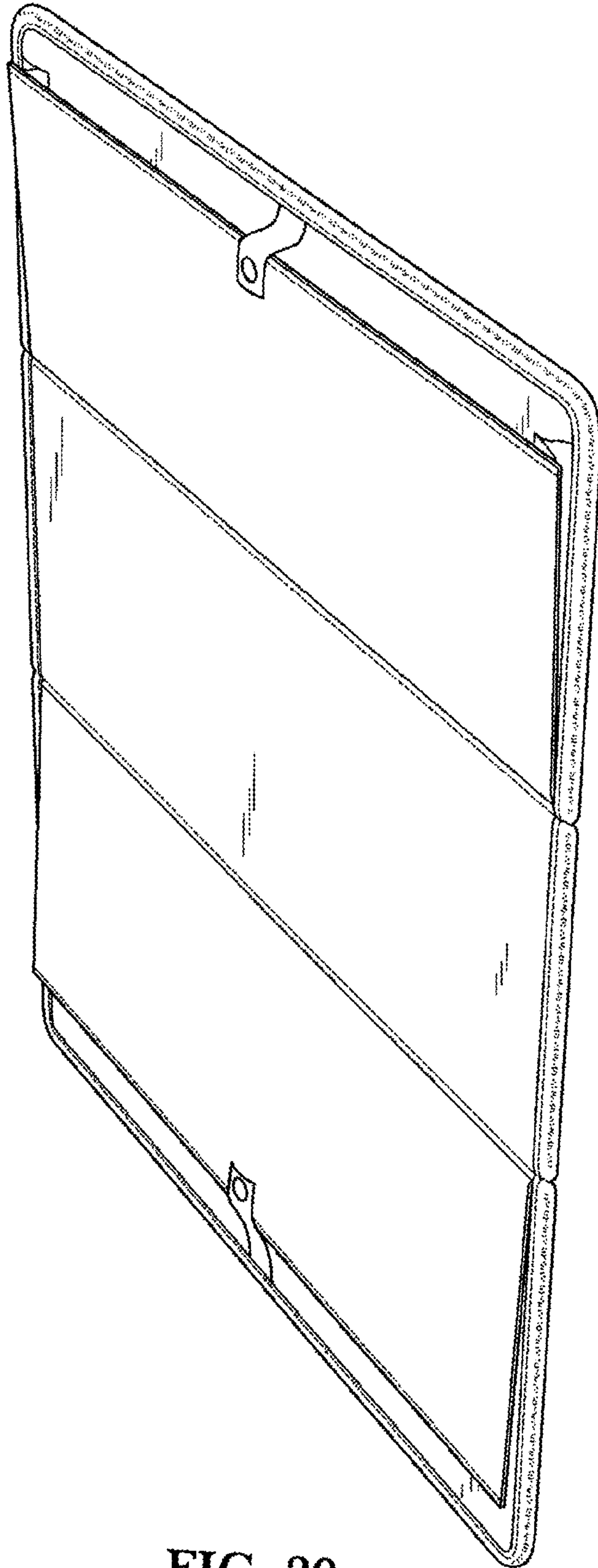


FIG. 20

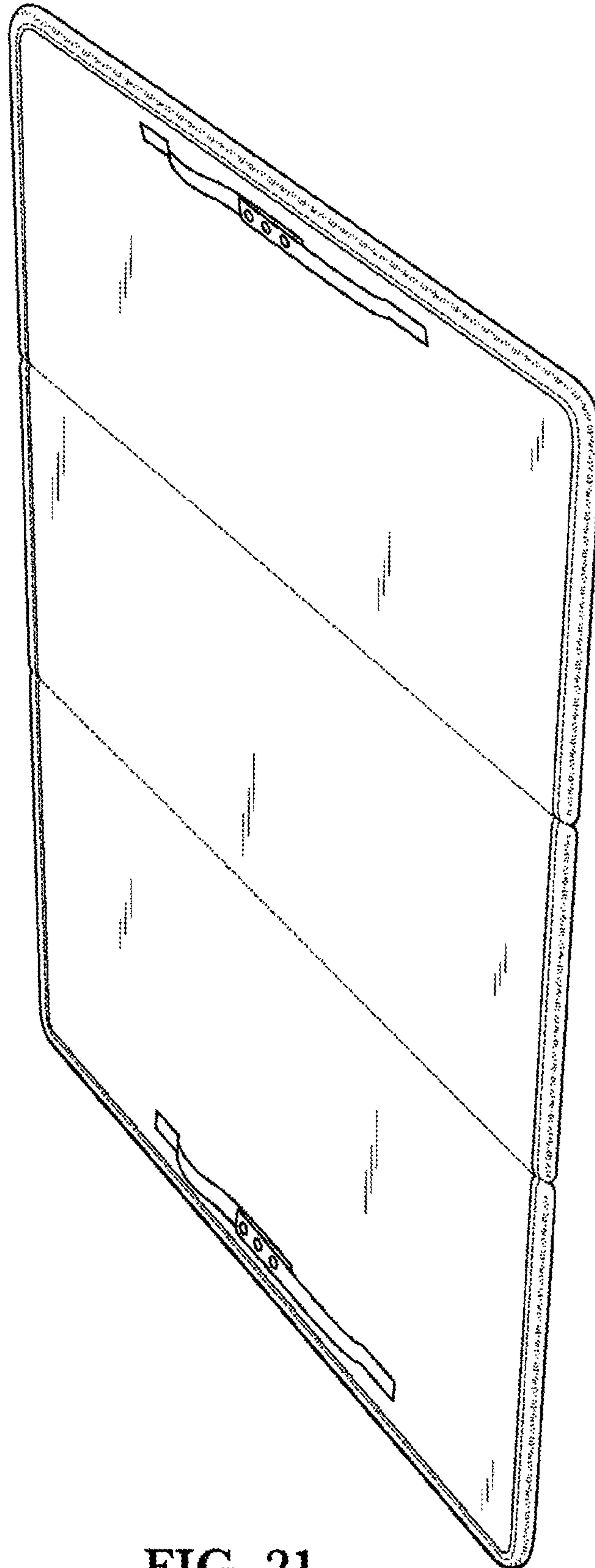


FIG. 21




FIG. 22




FIG. 23



FIG. 24



FIG. 25




FIG. 26