



US00D759365S

(12) **United States Design Patent**
Henderson et al.

(10) **Patent No.:** **US D759,365 S**
(45) **Date of Patent:** **** Jun. 21, 2016**

(54) **SHOE WELT**

(71) Applicant: **Cole Haan LLC**, New York, NY (US)

(72) Inventors: **Jeff Henderson**, New York, NY (US);
Salehe Bembury, New York, NY (US);
Steve Beccia, New York, NY (US); **TJ Papp**, Interlaken, NJ (US)

(73) Assignee: **Cole Haan LLC**, New York, NY (US)

(**) Term: **14 Years**

(21) Appl. No.: **29/460,880**

(22) Filed: **Jul. 16, 2013**

(51) **LOC (10) Cl.** **02-04**

(52) **U.S. Cl.**

USPC **D2/977**

(58) **Field of Classification Search**

USPC D2/896, 915, 916, 923, 925, 918, 922,
D2/946, 964-966, 969, 970, 976; 36/17 R,
36/17 PW, 18, 19 R, 34 R, 72 B, 72 R, 73,
36/78, 83, 136

CPC A43B 21/00; A43B 21/36; A43B 21/39;
A43B 21/52; A43B 9/02; A43B 9/04; A43B
9/06

See application file for complete search history.

(56) **References Cited**

U.S. PATENT DOCUMENTS

4,450,632 A * 5/1984 Bensley 36/17 PW
D336,766 S * 6/1993 Sjosward D2/902
D402,795 S * 12/1998 Moll et al. D2/923
D481,860 S * 11/2003 Robbins D2/969
D504,011 S * 4/2005 Robbins et al. D2/969

D504,560 S * 5/2005 Robbins et al. D2/969
D507,864 S * 8/2005 Robbins et al. D2/969
D524,016 S * 7/2006 Robinson et al. D2/902
D561,452 S * 2/2008 Belley et al. D2/969
7,836,609 B2 * 11/2010 Covatch 36/17 R
D641,964 S * 7/2011 Schwartz et al. D2/969
2005/0262728 A1 * 12/2005 Robbins 36/16

OTHER PUBLICATIONS

Timberland PRO Men's Pitboss 6" Steel-Toe Boot, announced Oct. 2007, [online], site visited Mar. 16, 2015. Available from Internet, <URL: <http://www.amazon.com>>.*

Timberland PRO Men's Pitboss 6" Steel-Toe Boot, announced Oct. 2007, [online], site visited Jun. 20, 2015. Available from Internet, <URL: <http://www.amazon.com>>.*

* cited by examiner

Primary Examiner — Derrick Holland

Assistant Examiner — Janice Lim

(74) *Attorney, Agent, or Firm* — Thompson Coburn LLP

(57) **CLAIM**

The ornamental design for a shoe welt, as shown and described.

DESCRIPTION

FIG. 1 is a perspective view of a shoe welt showing our new design;

FIG. 2 is a top plan view thereof;

FIG. 3 is a lateral side elevational view thereof;


FIG. 4 is a medial side elevational view thereof;

FIG. 5 is a front elevational view thereof; and,

FIG. 6 is a rear elevational view thereof.

The broken line portions of FIGS. 1-6 show unclaimed subject matter only and form no part of the claimed design.

1 Claim, 4 Drawing Sheets



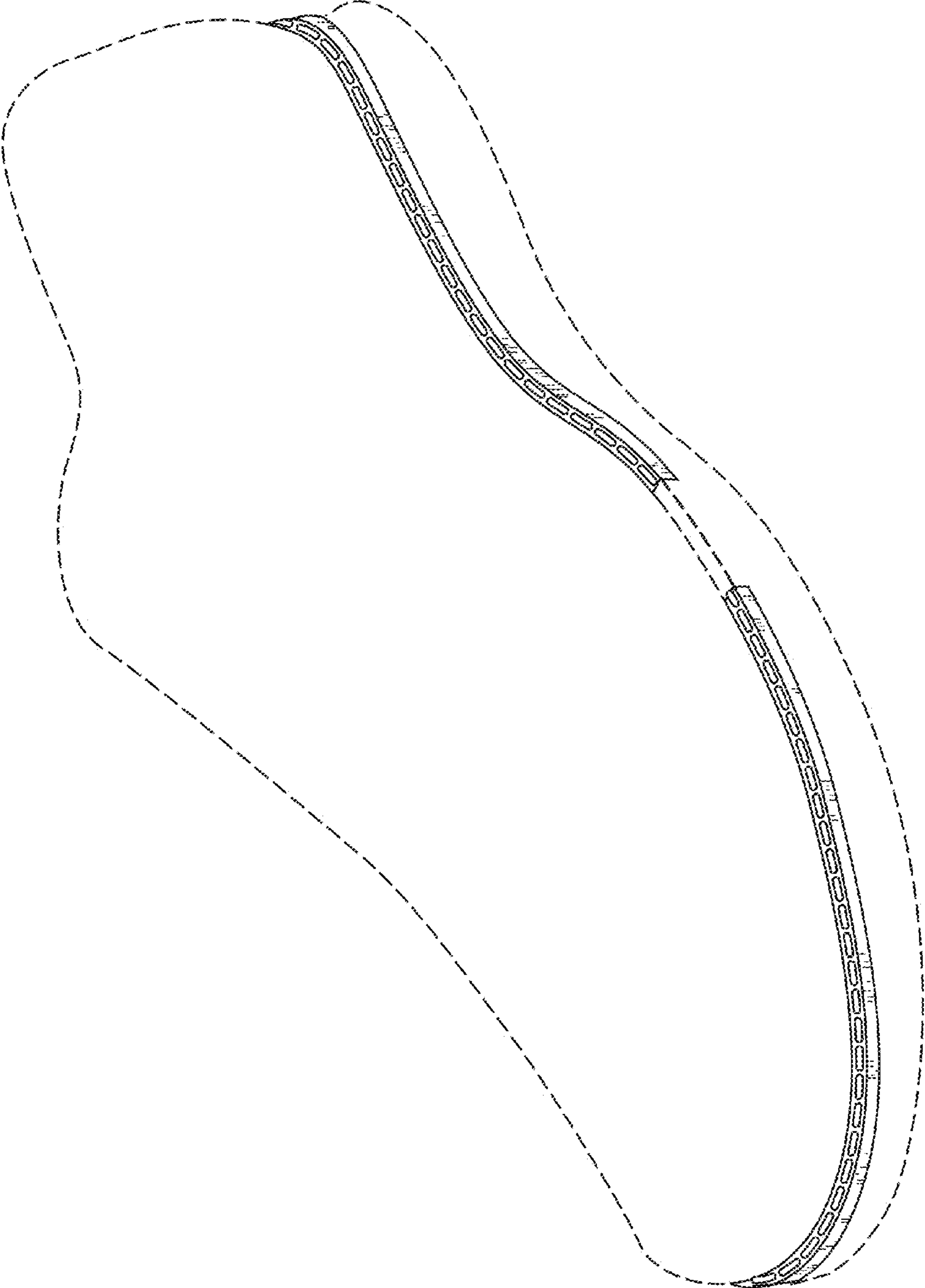
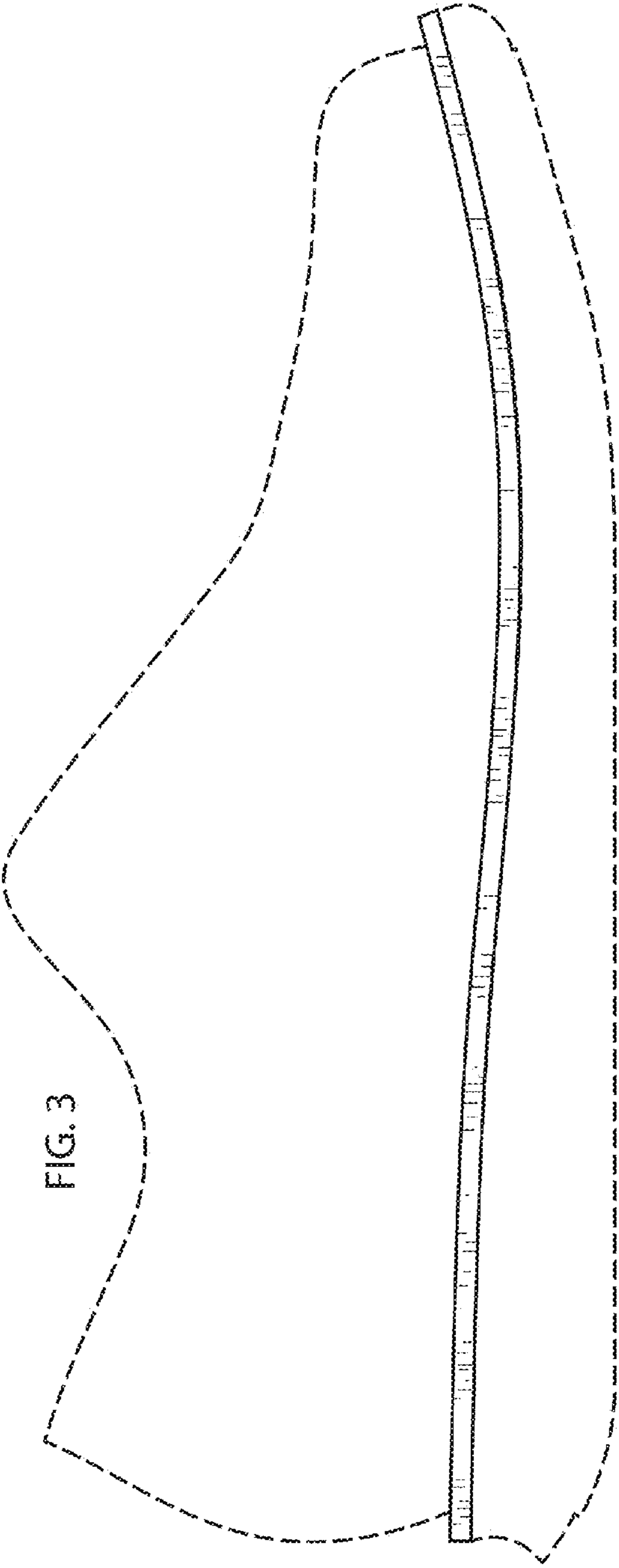
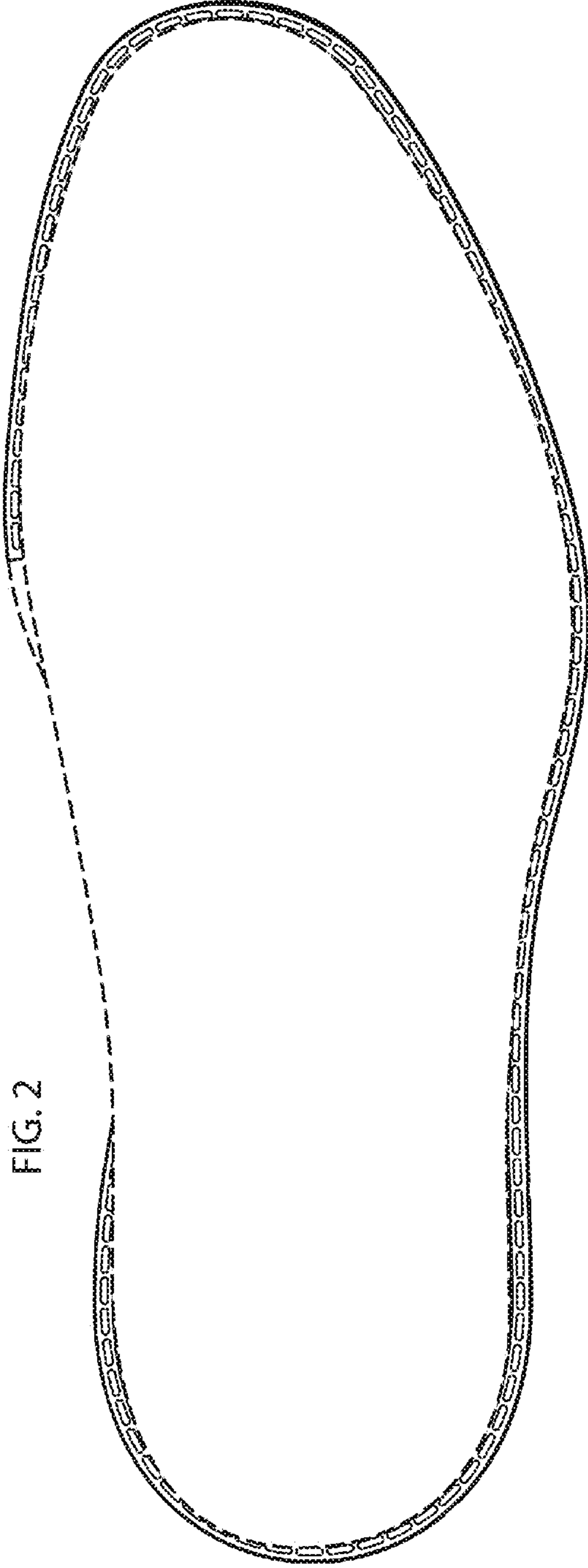


FIG. 1



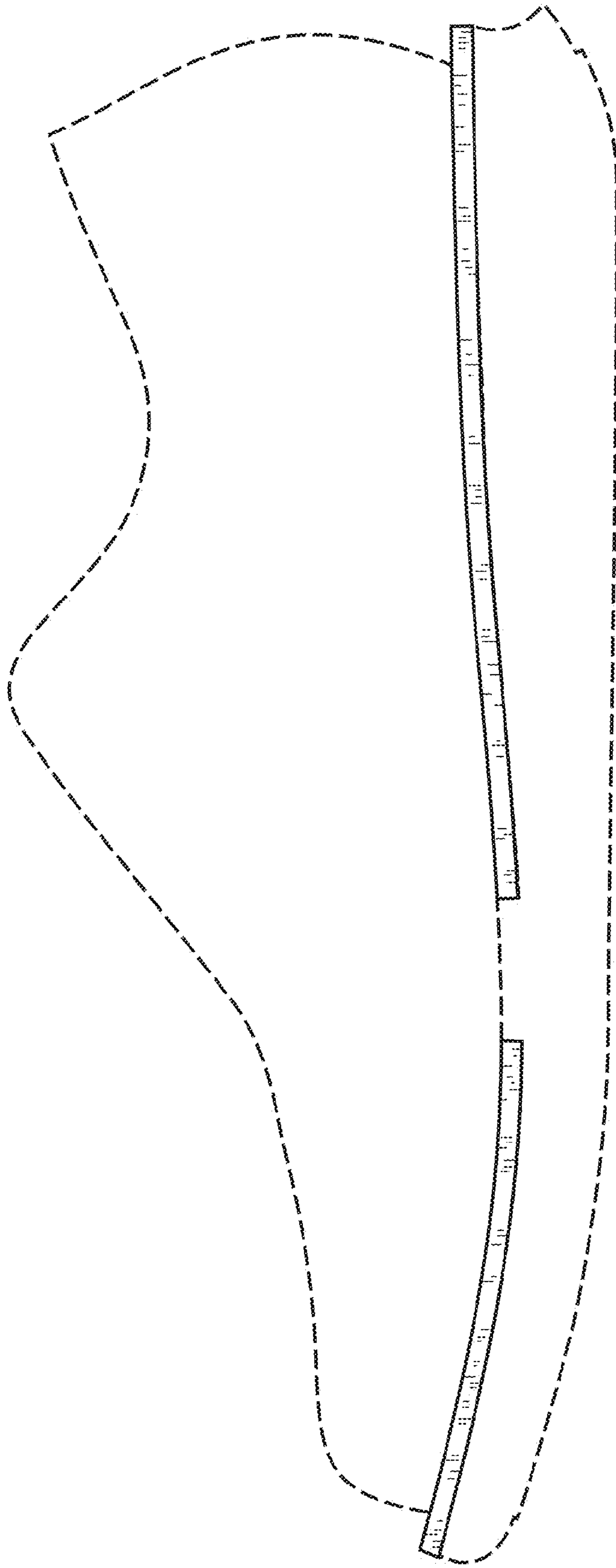


FIG. 4

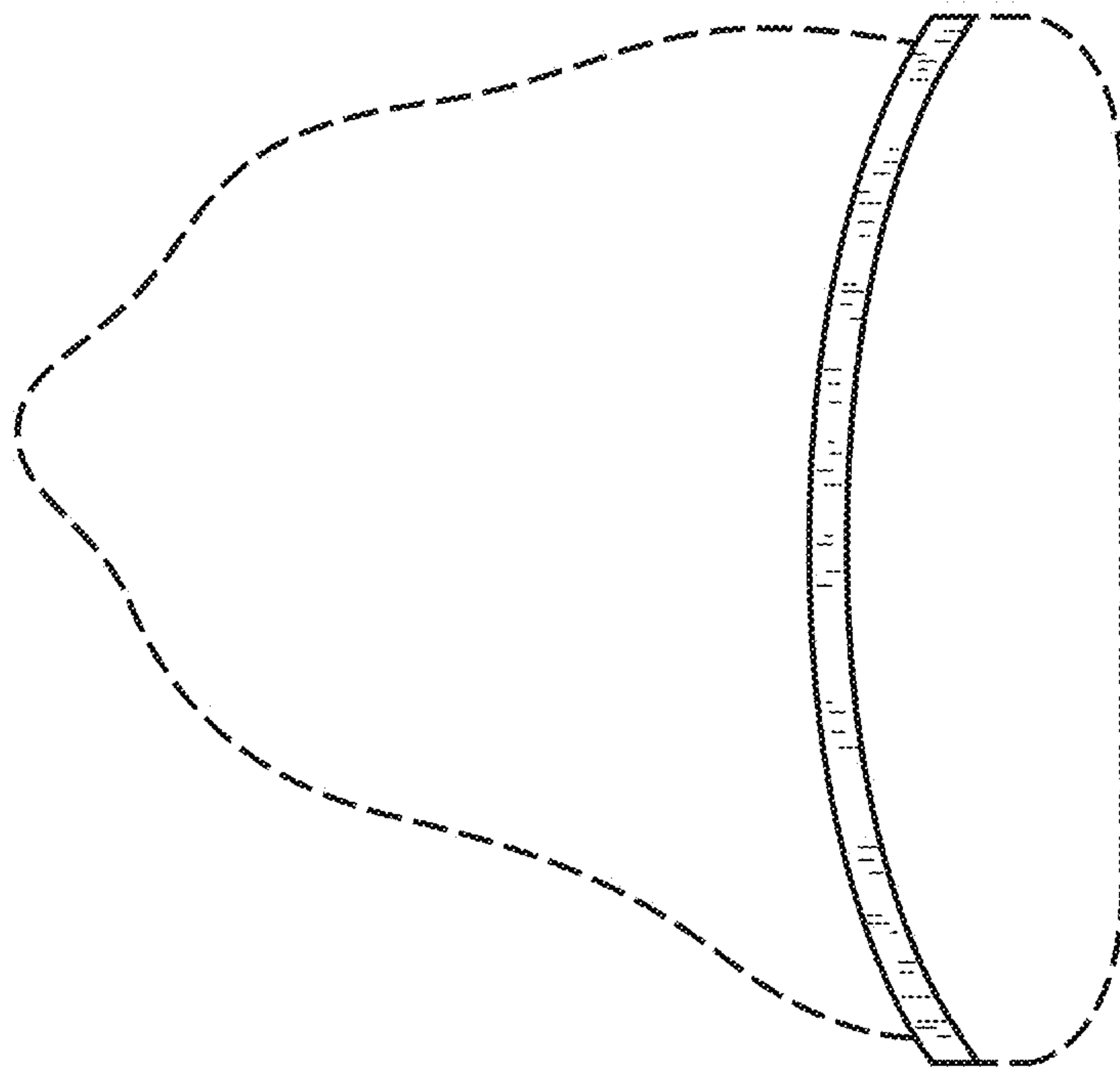


FIG. 5

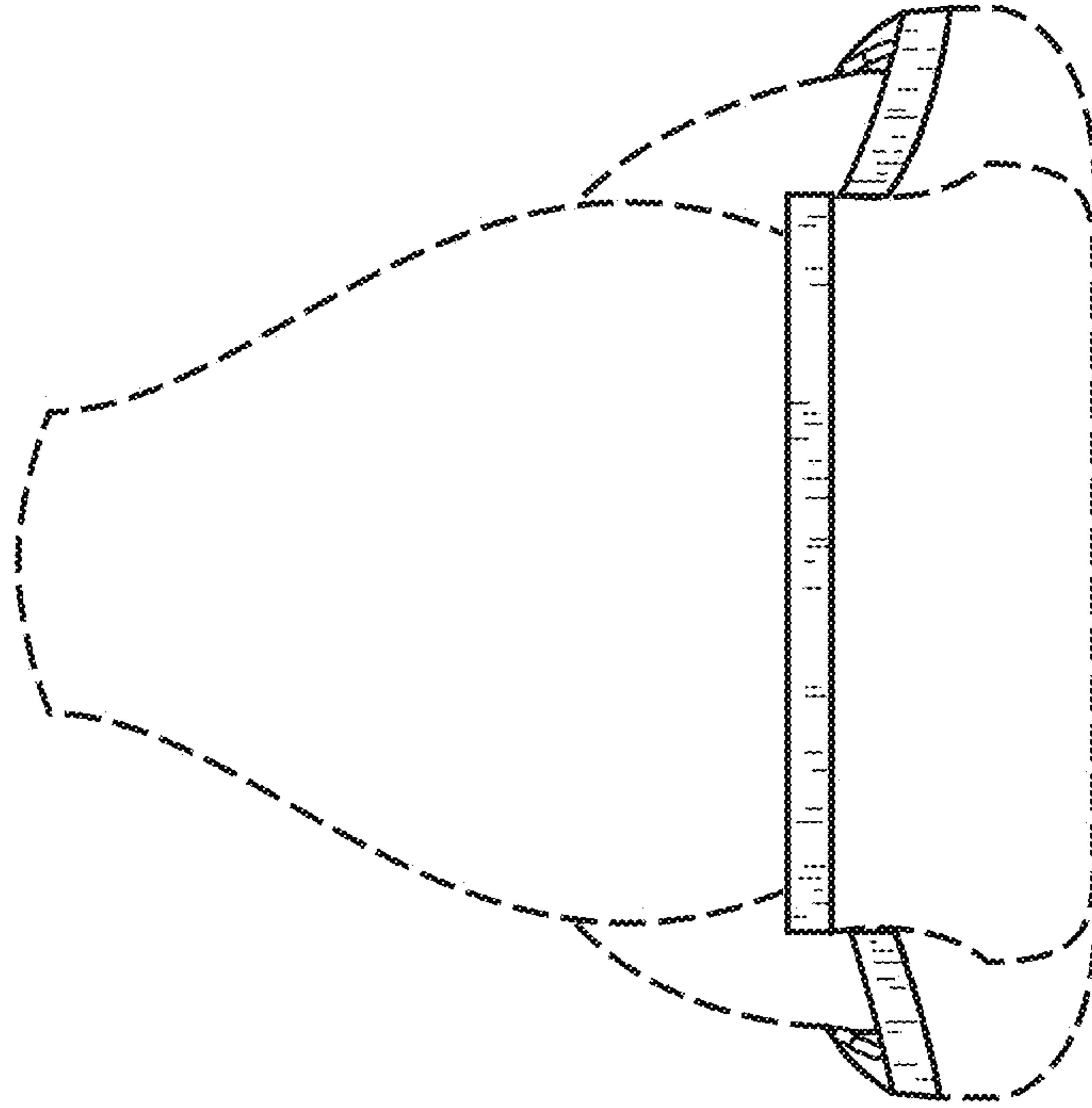


FIG. 6