



US00D759361S

(12) **United States Design Patent**
Robinson, Jr. et al.

(10) **Patent No.:** **US D759,361 S**
(45) **Date of Patent:** **** Jun. 21, 2016**

(54) **GOLF SHOE OUTSOLE**

(71) Applicant: **Acushnet Company**, Fairhaven, MA
(US)

(72) Inventors: **Douglas K. Robinson, Jr.**, Mansfield,
MA (US); **Jonathan G. Bacon**, East
Taunton, MA (US); **James M. Feeney**,
Marion, MA (US); **Robert S. Bento**,
Raynham, MA (US)

(73) Assignee: **Achushnet Company**, Fairhaven, MA
(US)

(**) Term: **14 Years**

(21) Appl. No.: **29/494,215**

(22) Filed: **Jun. 18, 2014**

(51) **LOC (10) Cl.** **02-04**

(52) **U.S. Cl.**
USPC **D2/960; D2/951; D2/953; D2/954;**
D2/956

(58) **Field of Classification Search**
USPC D2/902, 906, 908, 916, 918, 925,
D2/946-962, 977; 36/3 B, 22 R, 24.5, 25 R,
36/28, 32 R, 34 R, 59 C, 67 A, 103
CPC A43B 13/00; A43B 13/02; A43B 13/023;
A43B 13/026; A43B 13/04; A43B 13/08;
A43B 13/10; A43B 13/12; A43B 13/14;
A43B 13/141; A43B 13/143; A43B 13/16;
A43B 13/18; A43B 13/181; A43B 13/187;
A43B 13/189; A43B 13/20; A43B 13/22;
A43B 13/223; A43B 13/24; A43B 13/28;
A43B 13/30; A43B 13/32; A43B 13/34;
A43B 13/36

See application file for complete search history.

(56) **References Cited**

U.S. PATENT DOCUMENTS

D392,447 S *	3/1998	Backus	D2/954
D468,515 S *	1/2003	Lane, III	D2/951
D527,876 S *	9/2006	Robinson, Jr.	D2/951
D527,877 S *	9/2006	Robinson, Jr.	D2/954
D540,012 S	4/2007	Robinson, Jr. et al.		
D560,885 S	2/2008	Lane, III et al.		
D561,444 S	2/2008	Feeney et al.		
D581,146 S	11/2008	Lane, III		
D586,989 S	2/2009	Dave et al.		
D587,441 S	3/2009	Lane, III et al.		
D587,442 S	3/2009	Robinson, Jr. et al.		
D593,736 S	6/2009	Mochen et al.		
D595,040 S *	6/2009	Mochen	D2/906
D595,949 S *	7/2009	Bacon	D2/906
D601,785 S	10/2009	Lane, III et al.		

(Continued)

Primary Examiner — T. Chase Nelson

(74) *Attorney, Agent, or Firm* — Daniel W. Sullivan

(57) **CLAIM**

The ornamental design for a golf shoe outsole, as shown and described.

DESCRIPTION

FIG. 1 is a bottom perspective view of the golf shoe outsole of this invention;

FIG. 2 is a bottom plan view of the golf shoe outsole of this invention;

FIG. 3 is a lateral side elevation view of the golf shoe outsole of this invention;

FIG. 4 is a top plan view of the golf shoe outsole of this invention;

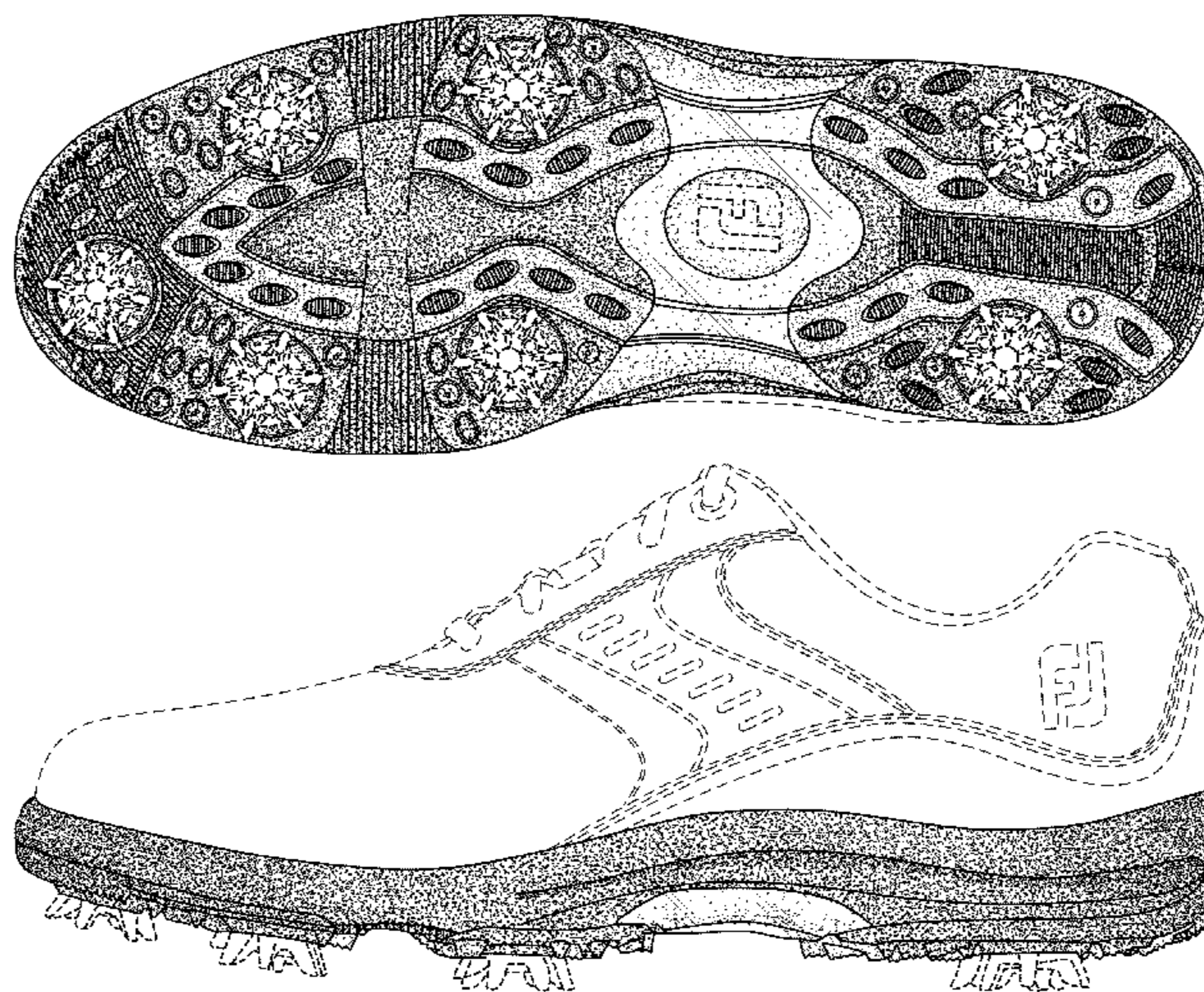
FIG. 5 is a medial side elevation view of the golf shoe outsole of this invention;

FIG. 6 is a front elevation view of the golf shoe outsole of this invention; and,

FIG. 7 is a rear elevation view of the golf shoe outsole of this invention.

In FIGS. 1-7, the broken lines showing logos and a shoe upper including a lace tightening system are for illustration purposes only and form no part of the claimed design.

1 Claim, 4 Drawing Sheets



(56)

References Cited

U.S. PATENT DOCUMENTS

D608,081 S	1/2010	Bacon et al.							
D654,680 S *	2/2012	Mochen	D2/906	D727,606 S *	4/2015	Mochen	D2/906		
D658,356 S *	5/2012	Bacon	D2/951	D734,596 S *	7/2015	Lane, III	D2/906		
D707,430 S *	6/2014	Feeney	D2/951	D735,975 S *	8/2015	Lane, III	D2/906		
D707,432 S *	6/2014	Mochen	D2/951	2003/0131503 A1 *	7/2003	Erickson	A43B 1/0072		
D707,929 S *	7/2014	Feeney	D2/951				36/127		
				2006/0130361 A1 *	6/2006	Robinson	A43B 1/0072		
							36/25 R		
				2015/0096195 A1 *	4/2015	Bacon	A43B 5/001		
							36/87		

* cited by examiner

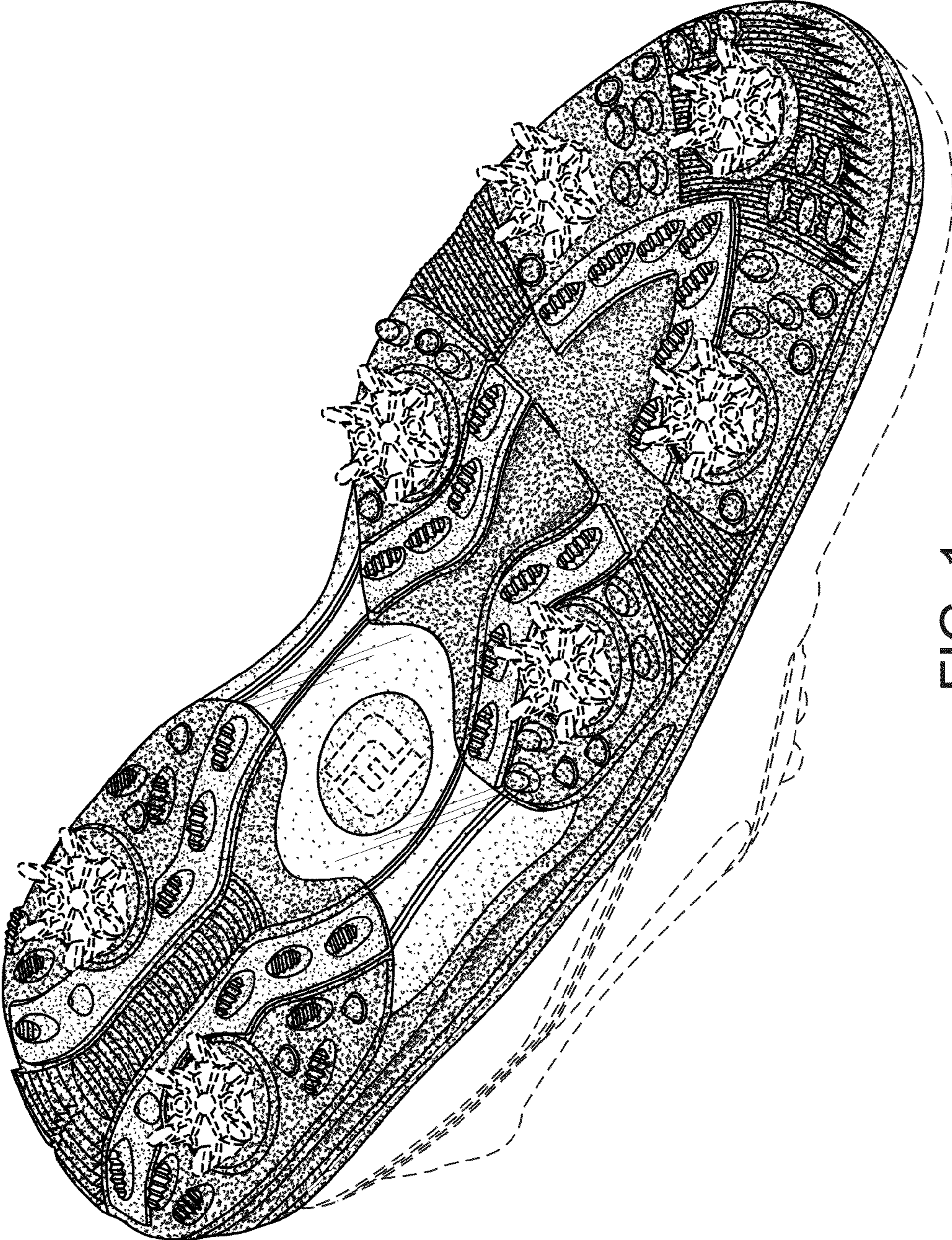


FIG. 1

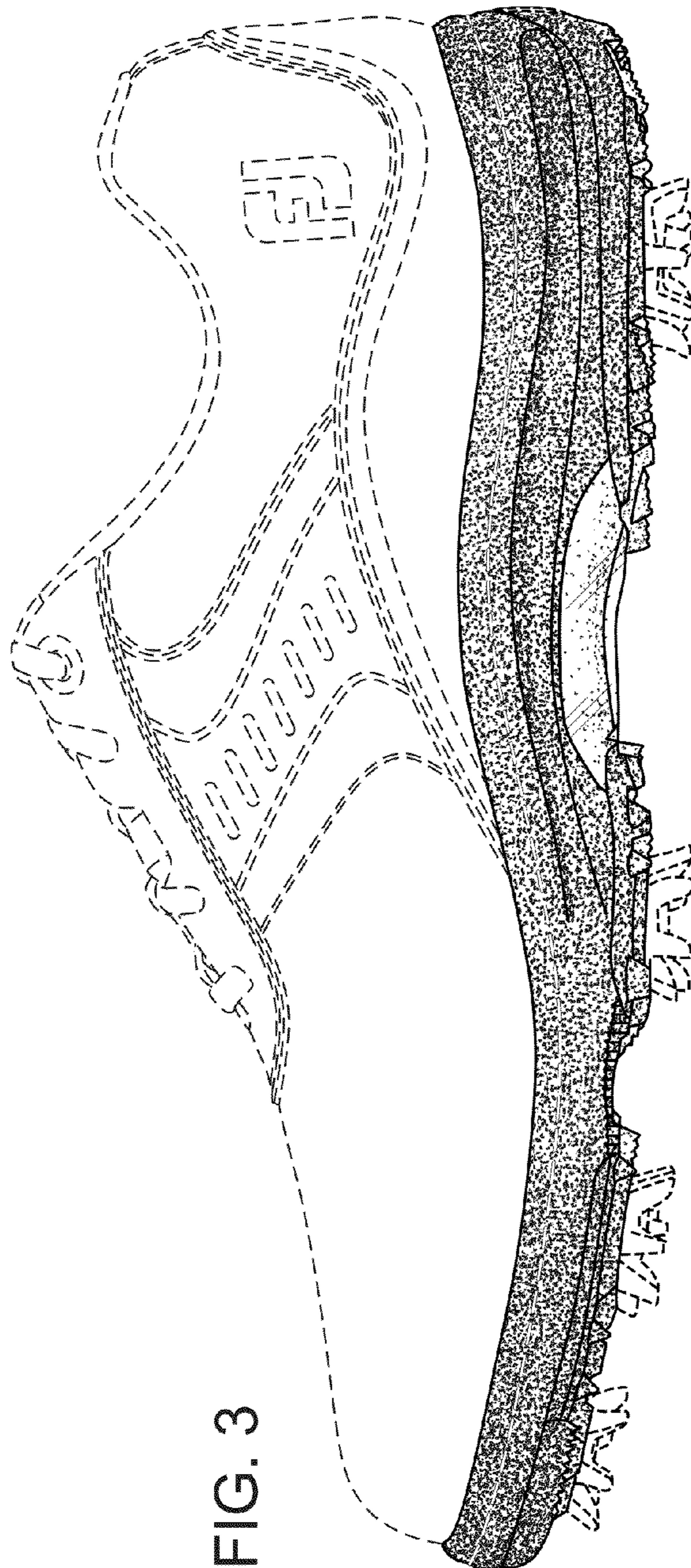
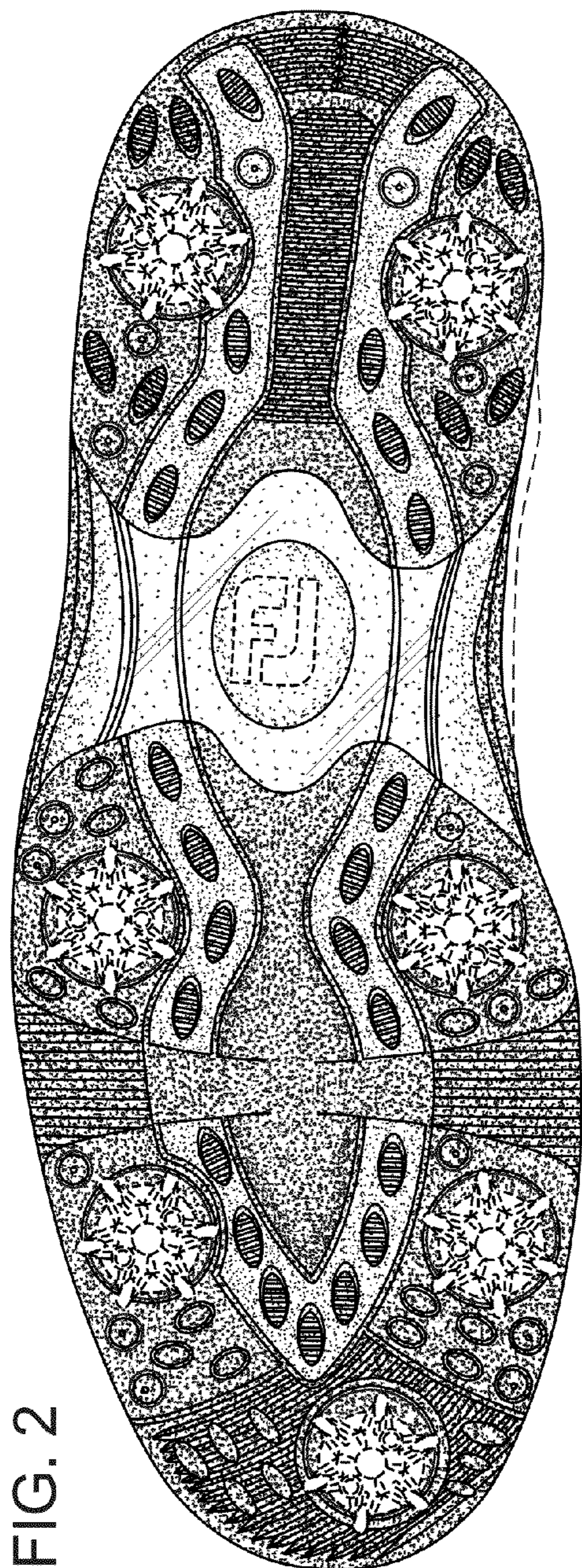


FIG. 4

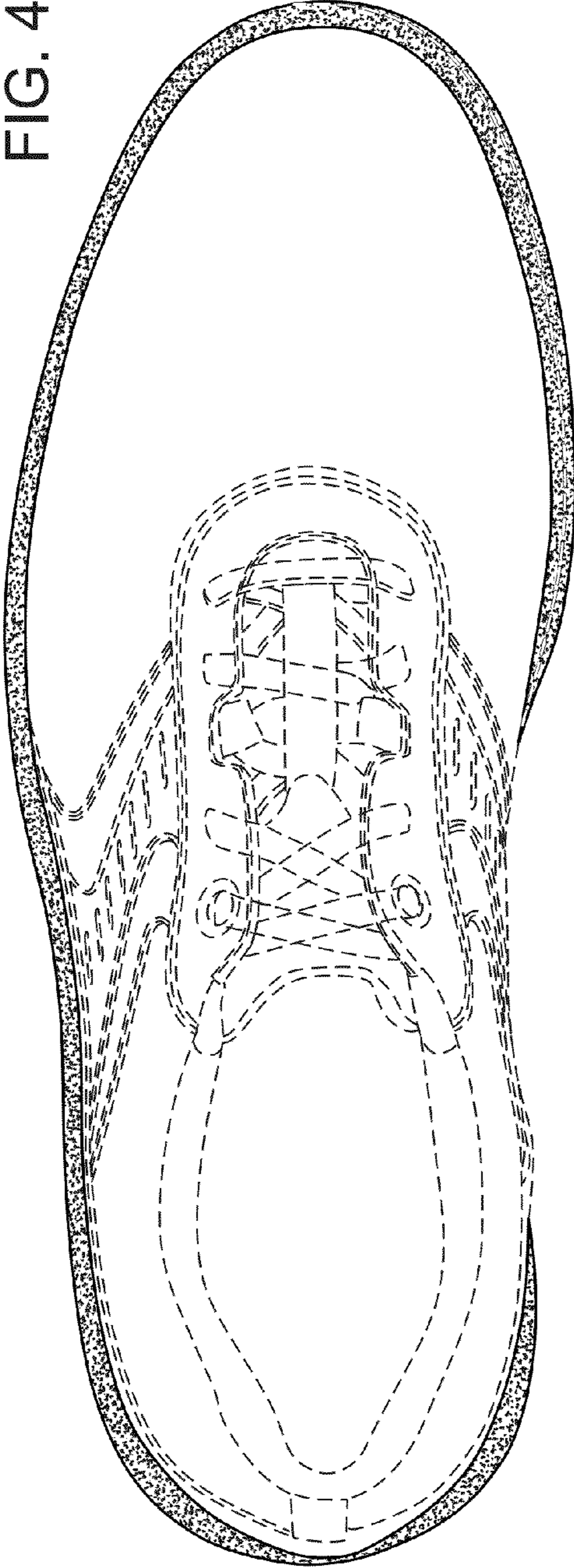
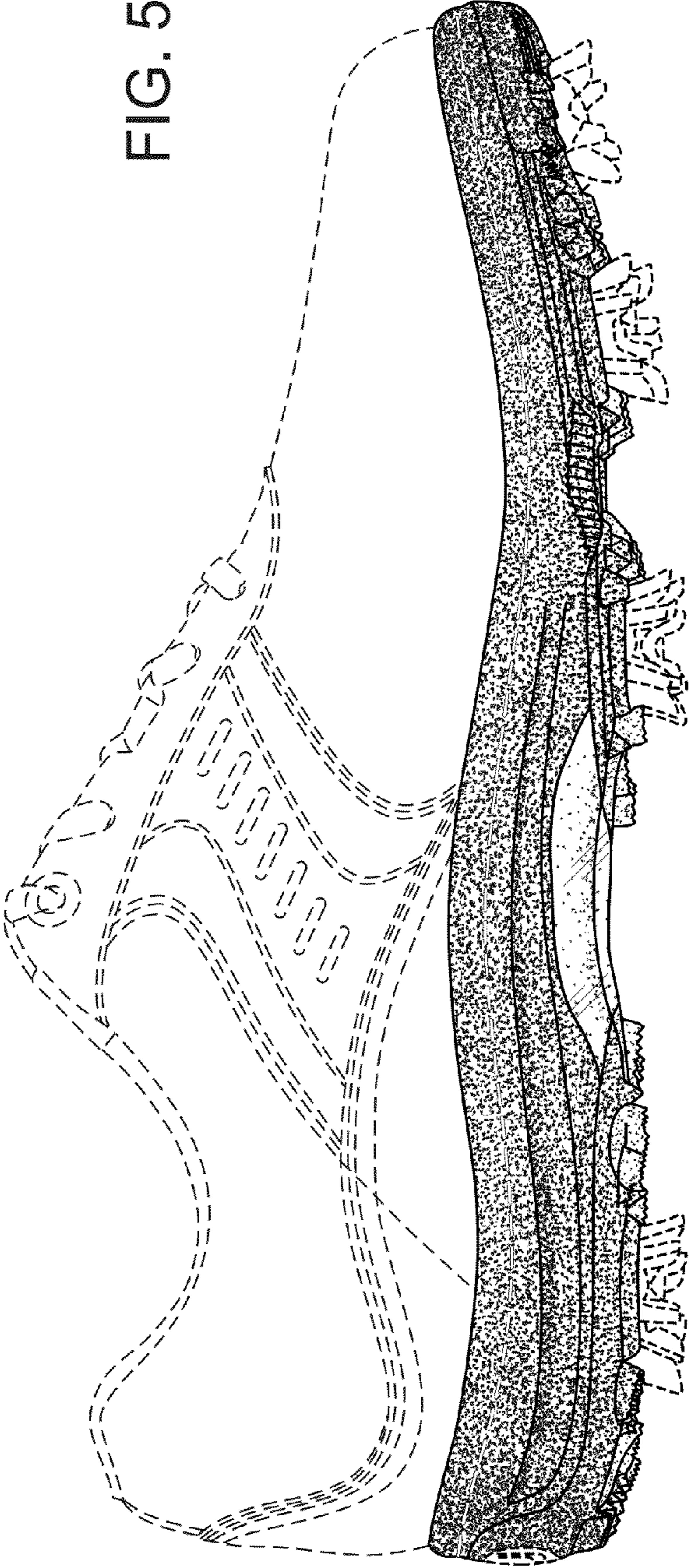


FIG. 5



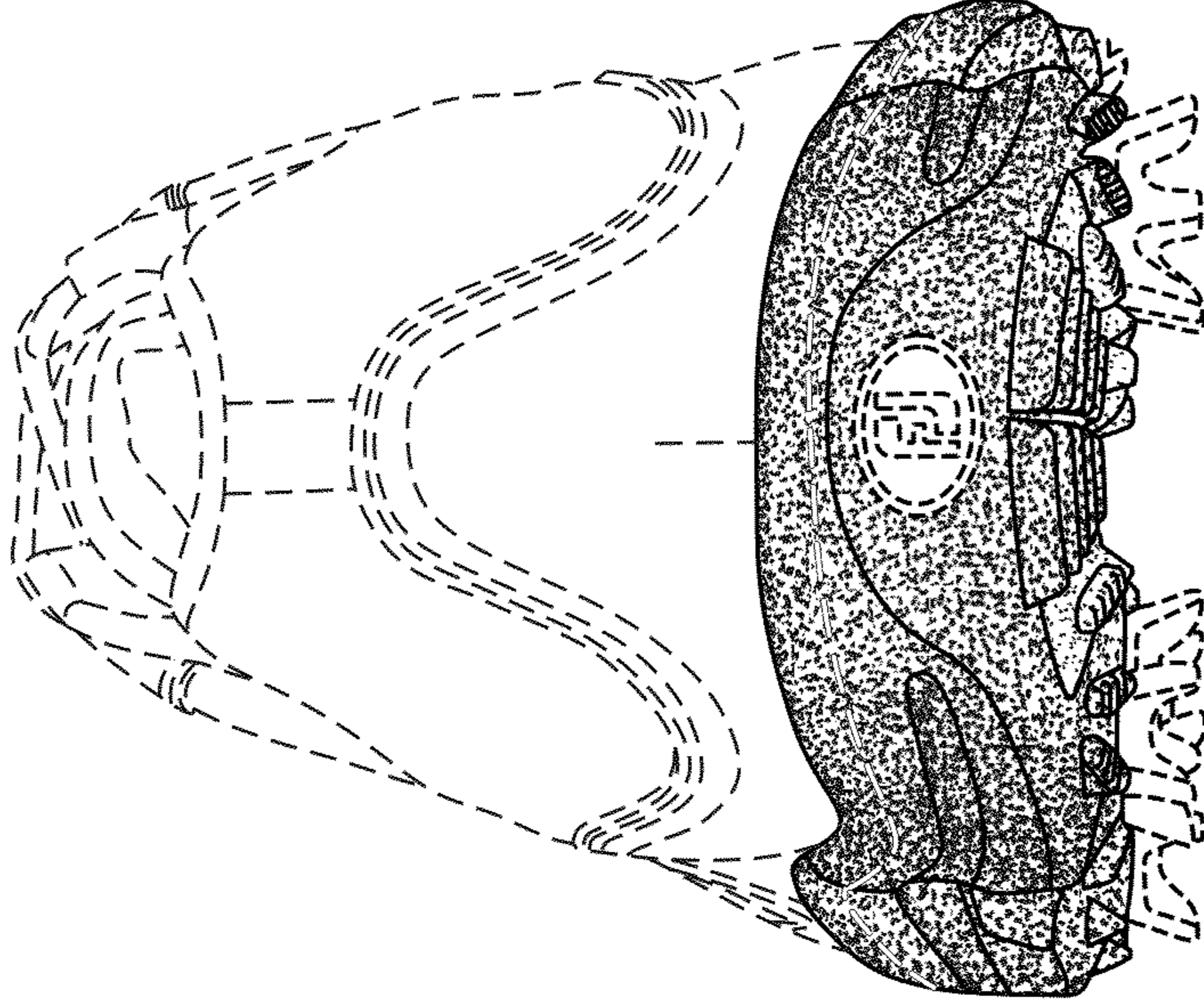


FIG. 7

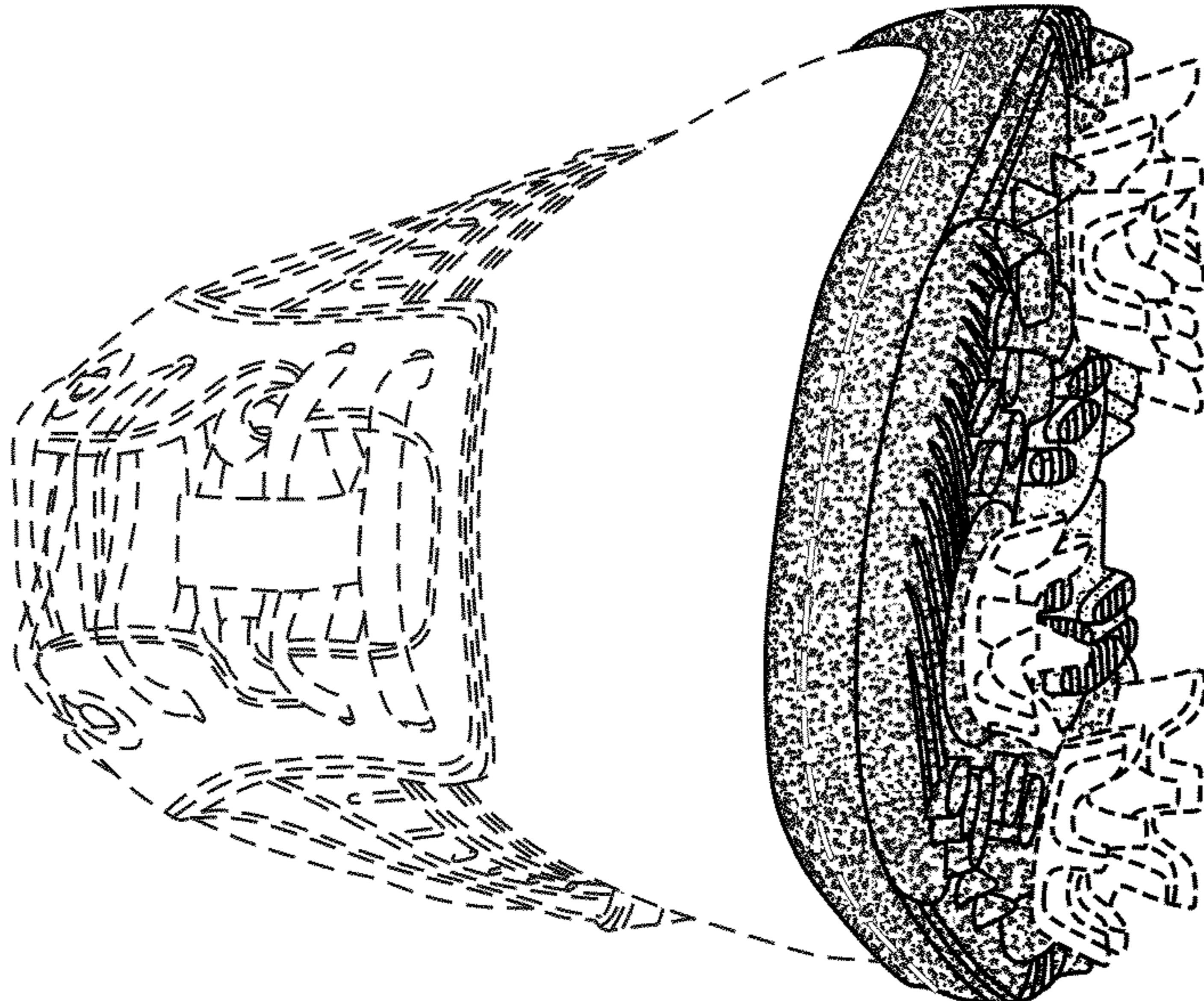


FIG. 6