

US00D759359S

(12) **United States Design Patent**  
**Dombrow**

(10) **Patent No.:** **US D759,359 S**  
(45) **Date of Patent:** **\*\* Jun. 21, 2016**

(54) **SOLE FOR AN ARTICLE OF FOOTWEAR**

(71) Applicant: **Under Armour, Inc.**, Baltimore, MD  
(US)

(72) Inventor: **David Dombrow**, Baltimore, MD (US)

(73) Assignee: **Under Armour, Inc.**, Baltimore, MD  
(US)

(\*\*) Term: **14 Years**

(21) Appl. No.: **29/499,524**

(22) Filed: **Aug. 15, 2014**

(51) **LOC (10) Cl.** ..... **02-04**

(52) **U.S. Cl.**  
USPC ..... **D2/957; D2/951**

(58) **Field of Classification Search**  
USPC ..... D2/902, 906, 908, 916, 918, 925,  
D2/946-962, 977; 36/3 B, 22 R, 24.5, 25 R,  
36/28, 32 R, 34 R, 59 C, 67 A, 103  
CPC ..... A43B 13/00; A43B 13/02; A43B 13/023;  
A43B 13/026; A43B 13/04; A43B 13/08;  
A43B 13/10; A43B 13/12; A43B 13/14;  
A43B 13/141; A43B 13/143; A43B 13/16;  
A43B 13/18; A43B 13/181; A43B 13/187;  
A43B 13/189; A43B 13/20; A43B 13/22;  
A43B 13/223; A43B 13/24; A43B 13/28;  
A43B 13/30; A43B 13/32; A43B 13/34;  
A43B 13/36

See application file for complete search history.

(56) **References Cited**

**U.S. PATENT DOCUMENTS**

D325,805 S *	5/1992	Herber	.....	D2/909
D335,021 S *	4/1993	Hatfield	.....	D2/953
D354,161 S *	1/1995	Dyer	.....	D2/953
D397,849 S *	9/1998	Mitsui	.....	D2/954
D420,497 S *	2/2000	Panella	.....	D2/947
D432,768 S *	10/2000	Neely	.....	D2/957

D434,208 S *	11/2000	Kimball	.....	D2/947
D461,946 S *	8/2002	Burt	.....	D2/951
D495,476 S *	9/2004	Recchi	.....	D2/947
D495,480 S *	9/2004	Laberge	.....	D2/953
D496,776 S *	10/2004	Wu	.....	D2/953
D504,205 S *	4/2005	Andrews-Kramer	.....	D2/953
D545,534 S *	7/2007	McClaskie	.....	D2/953
D554,840 S *	11/2007	McClaskie	.....	D2/953
D571,087 S *	6/2008	Dillenbeck	.....	D2/947
D593,291 S *	6/2009	Chen	.....	D2/951
D593,738 S *	6/2009	McClaskie	.....	D2/953
D603,594 S *	11/2009	McClaskie	.....	D2/951
D681,319 S *	5/2013	Schwartz	.....	D2/926
D717,527 S *	11/2014	Truelsen	.....	D2/951
D725,880 S *	4/2015	Bramani	.....	D2/951

(Continued)

*Primary Examiner* — T. Chase Nelson

(57) **CLAIM**

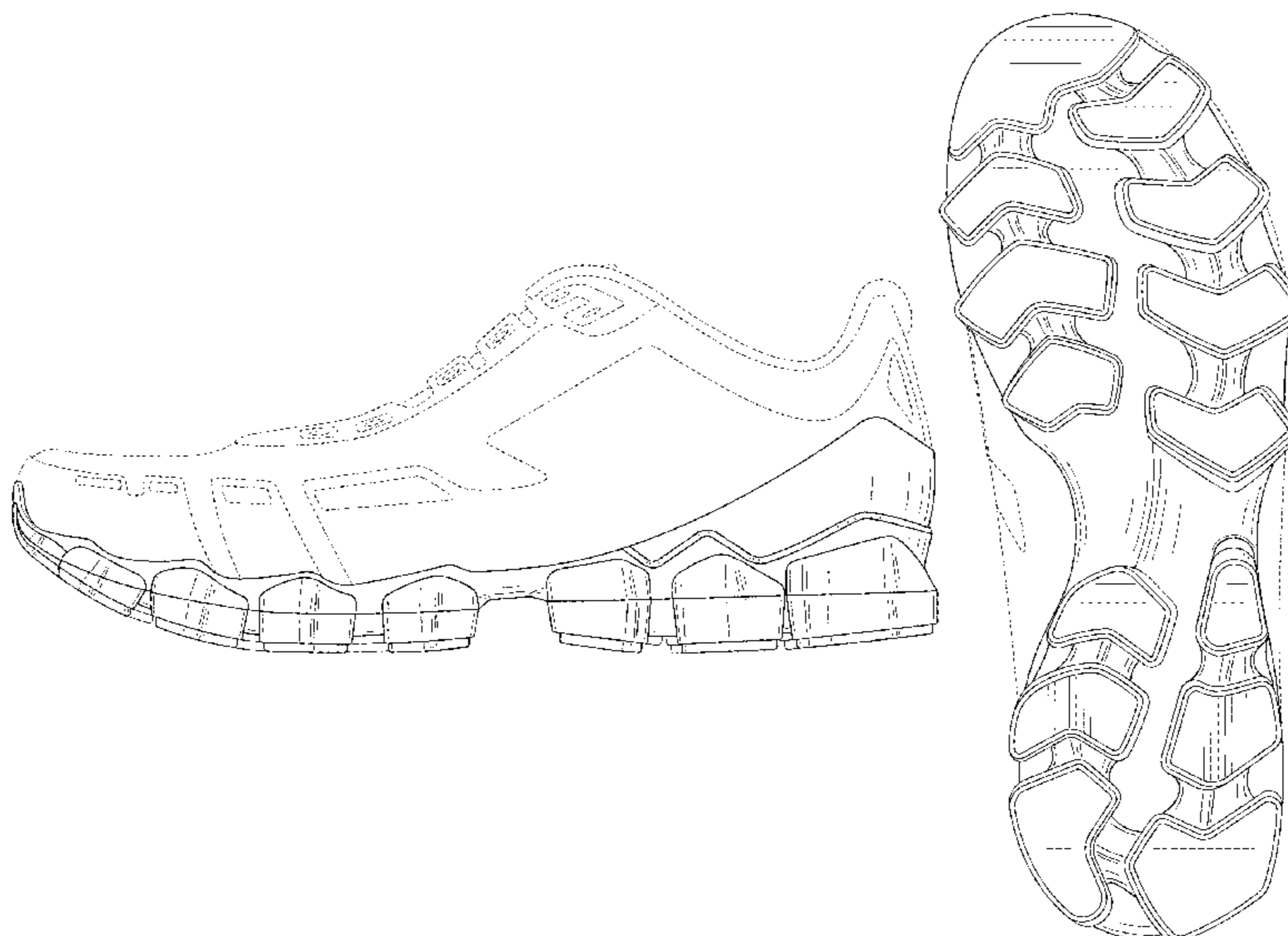
The ornamental design for a sole for an article of footwear, as shown and described.

**DESCRIPTION**

FIG. 1 is a perspective view of a sole for an article of footwear showing my new design;  
FIG. 2 is a left side view in elevation thereof, showing the medial side of the sole;  
FIG. 3 is a right side view in elevation thereof, showing the lateral side of the sole;  
FIG. 4 is a top plan view thereof;  
FIG. 5 is a bottom plan view thereof;  
FIG. 6 is a front view in elevation thereof; and,  
FIG. 7 is a rear view in elevation thereof.

The broken line illustration of environmental structure in the drawings is not part of the claimed design. The drawings include a first embodiment of a sole for an article of footwear for the left foot. The drawings for the right foot would be a mirror image of its corresponding left foot view, and are a second embodiment of the design. Accordingly, these drawings have been omitted.

**1 Claim, 6 Drawing Sheets**



(56)

**References Cited**

U.S. PATENT DOCUMENTS

D725,881 S *	4/2015	Weeks	.....	D2/951	2004/0088883 A1*	5/2004	Workman	.....	A43B 3/18
D728,910 S *	5/2015	Hansen	.....	D2/951					36/15
D740,530 S *	10/2015	Truelsen	.....	D2/951	2010/0180474 A1*	7/2010	Clark	.....	A43B 3/00
D741,587 S *	10/2015	Christopherson	.....	D2/951					36/3 B
D747,084 S *	1/2016	Christopherson	.....	D2/951	2011/0061265 A1*	3/2011	Lyden	.....	A43B 1/0081
2003/0172548 A1*	9/2003	Fuerst	.....	A43B 13/026	2011/0061269 A1*	3/2011	Nakano	.....	A43B 7/08
				36/28					36/3 A
					2015/0351492 A1*	12/2015	Dombrow	.....	A43B 13/188
									36/102

\* cited by examiner

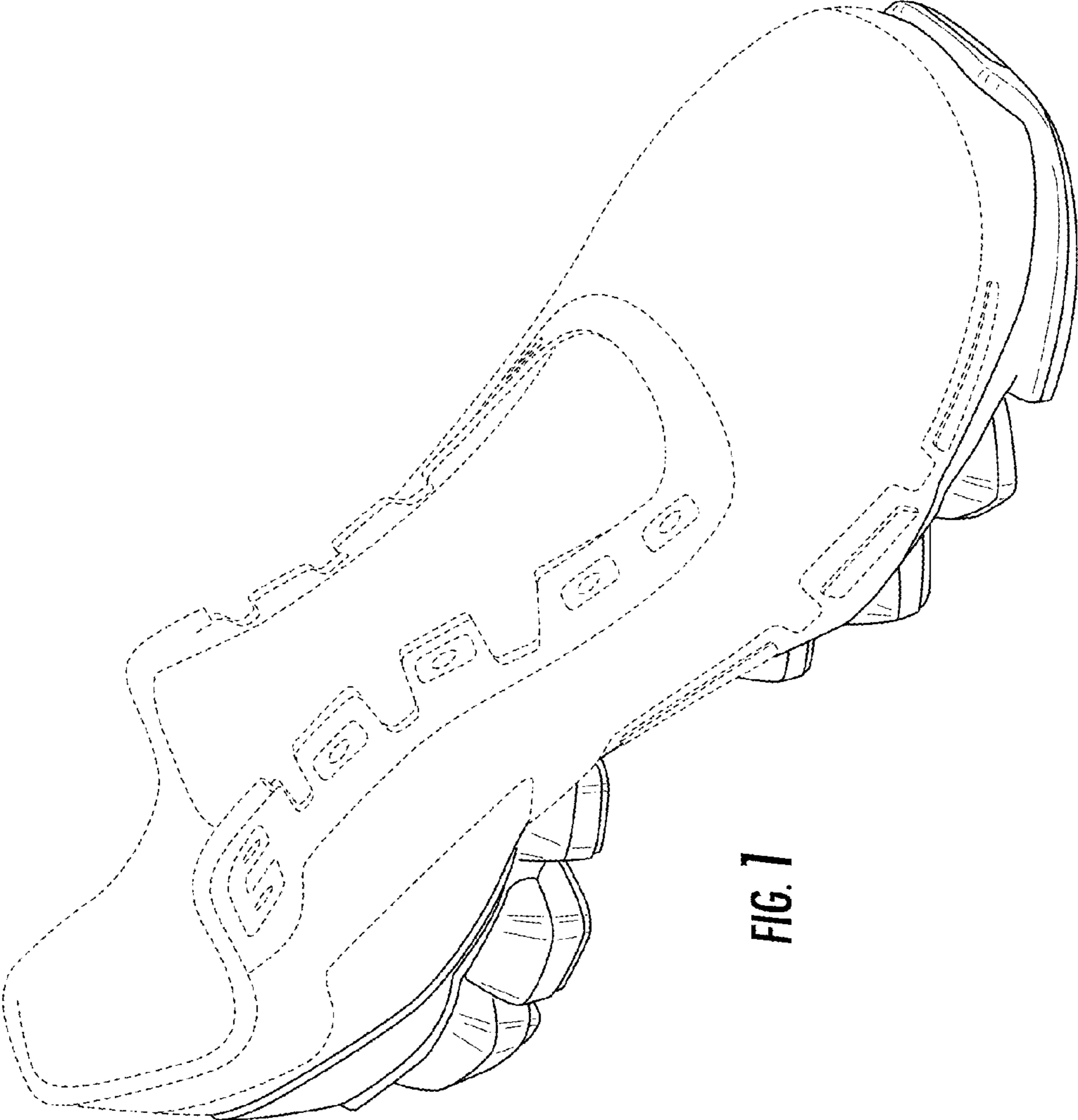


FIG. 1

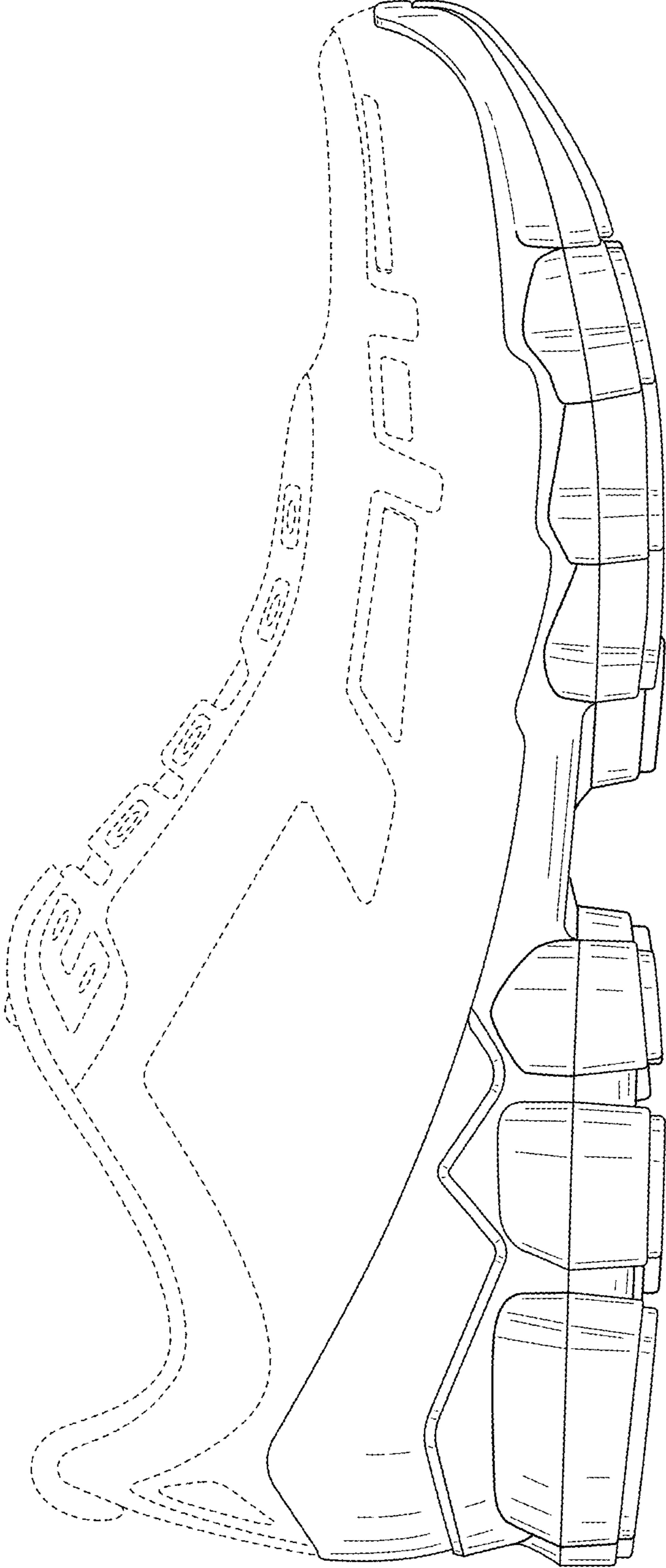


FIG. 2

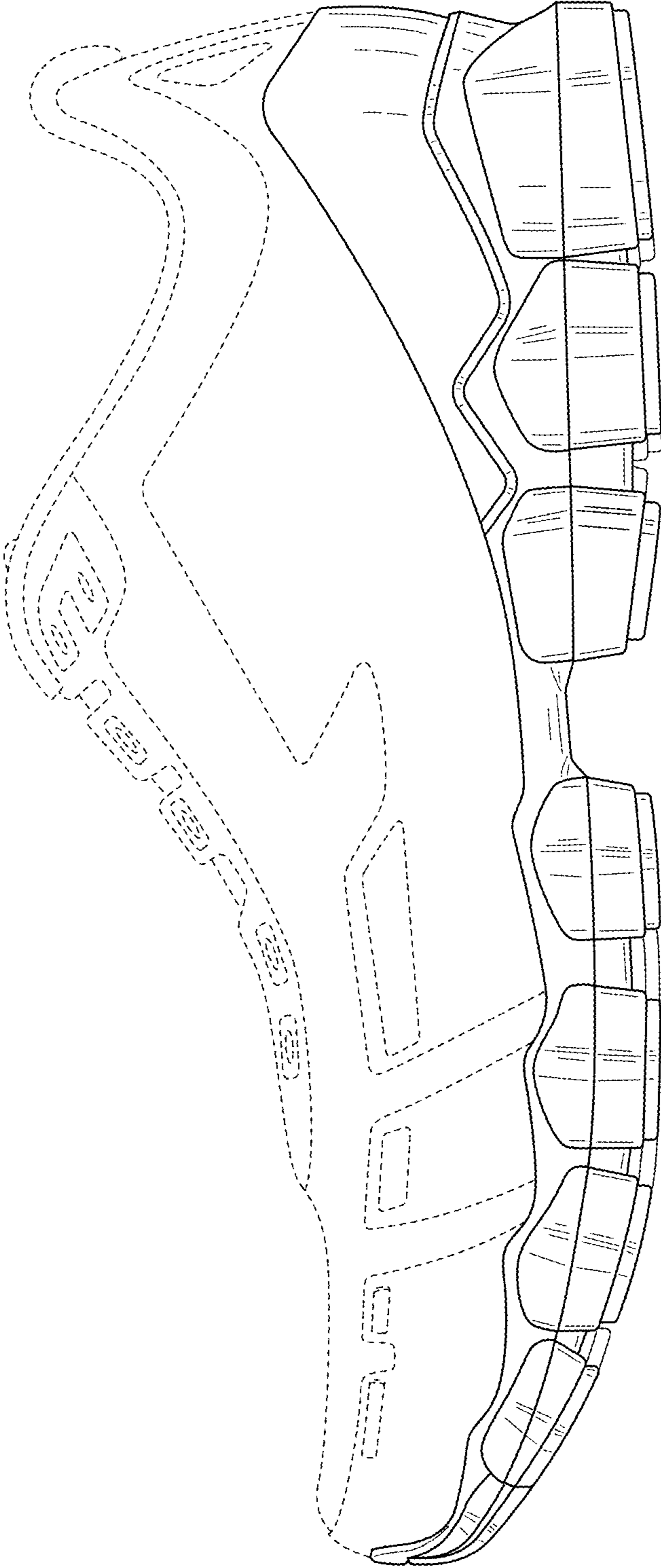


FIG. 3

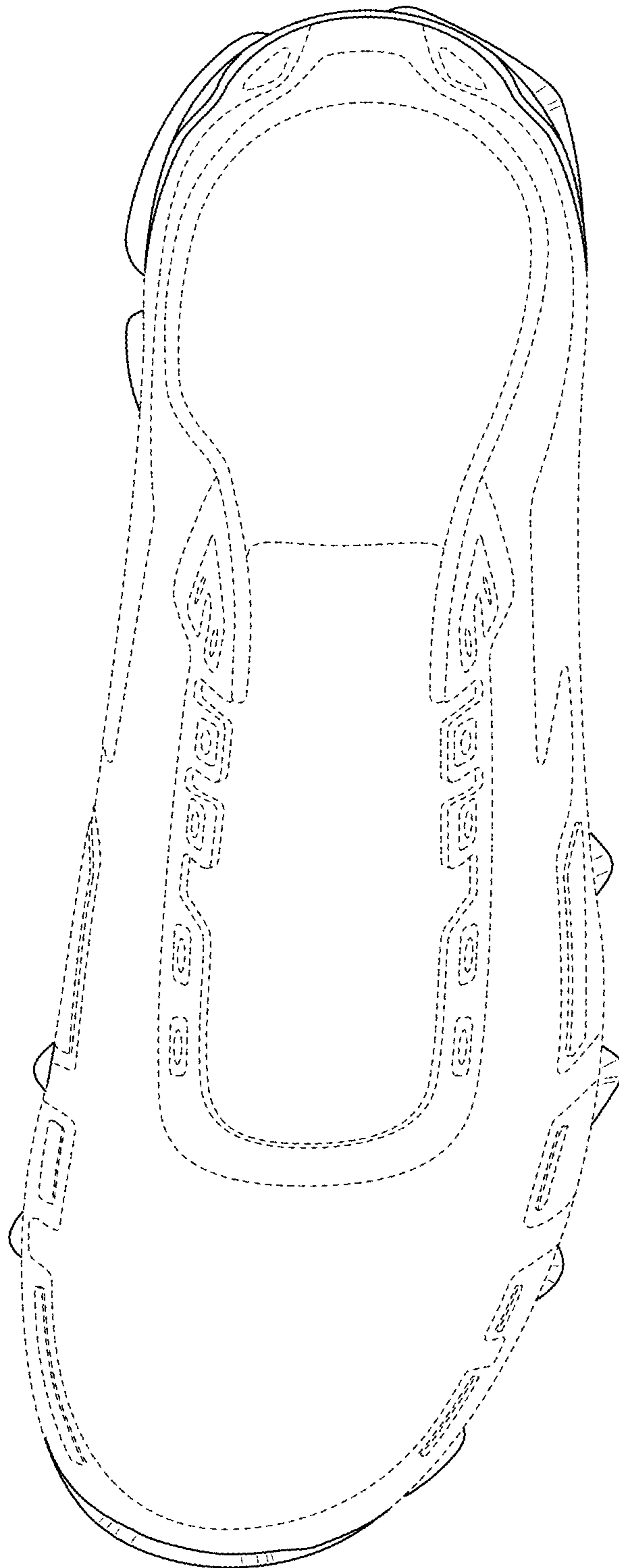


FIG. 4

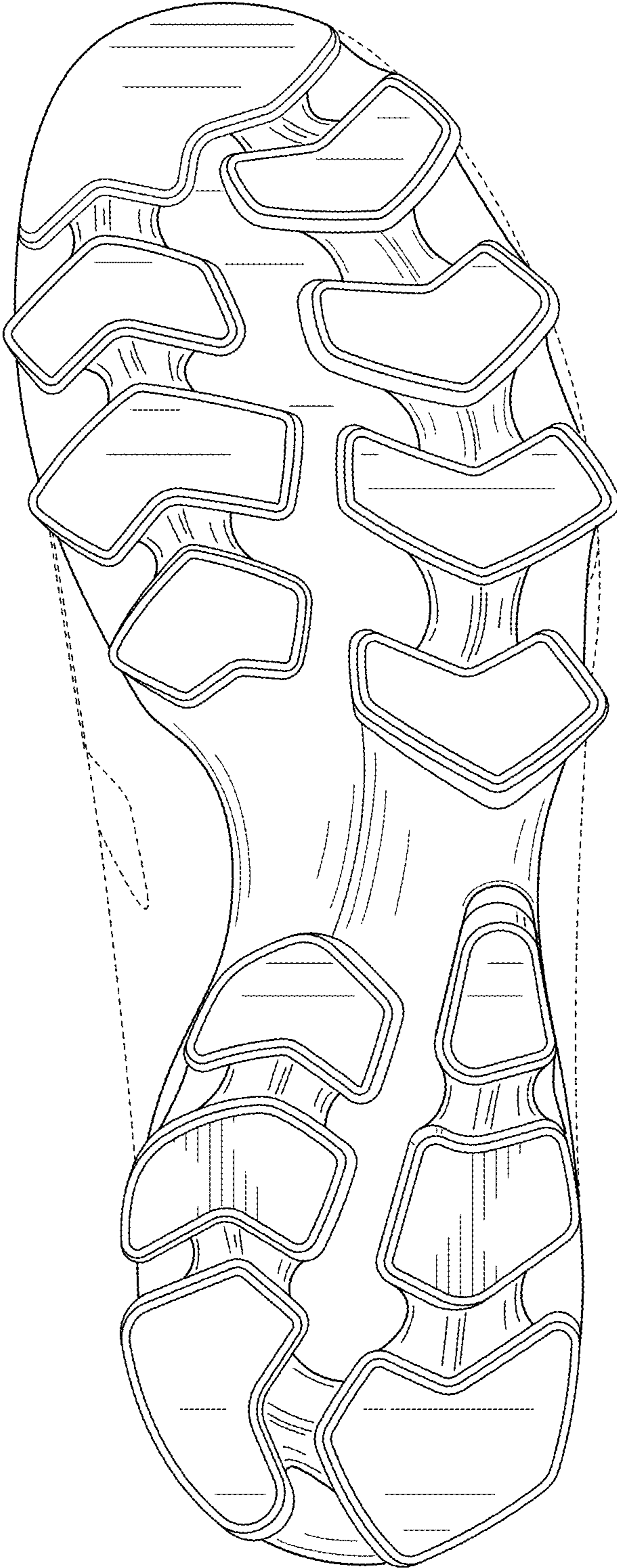
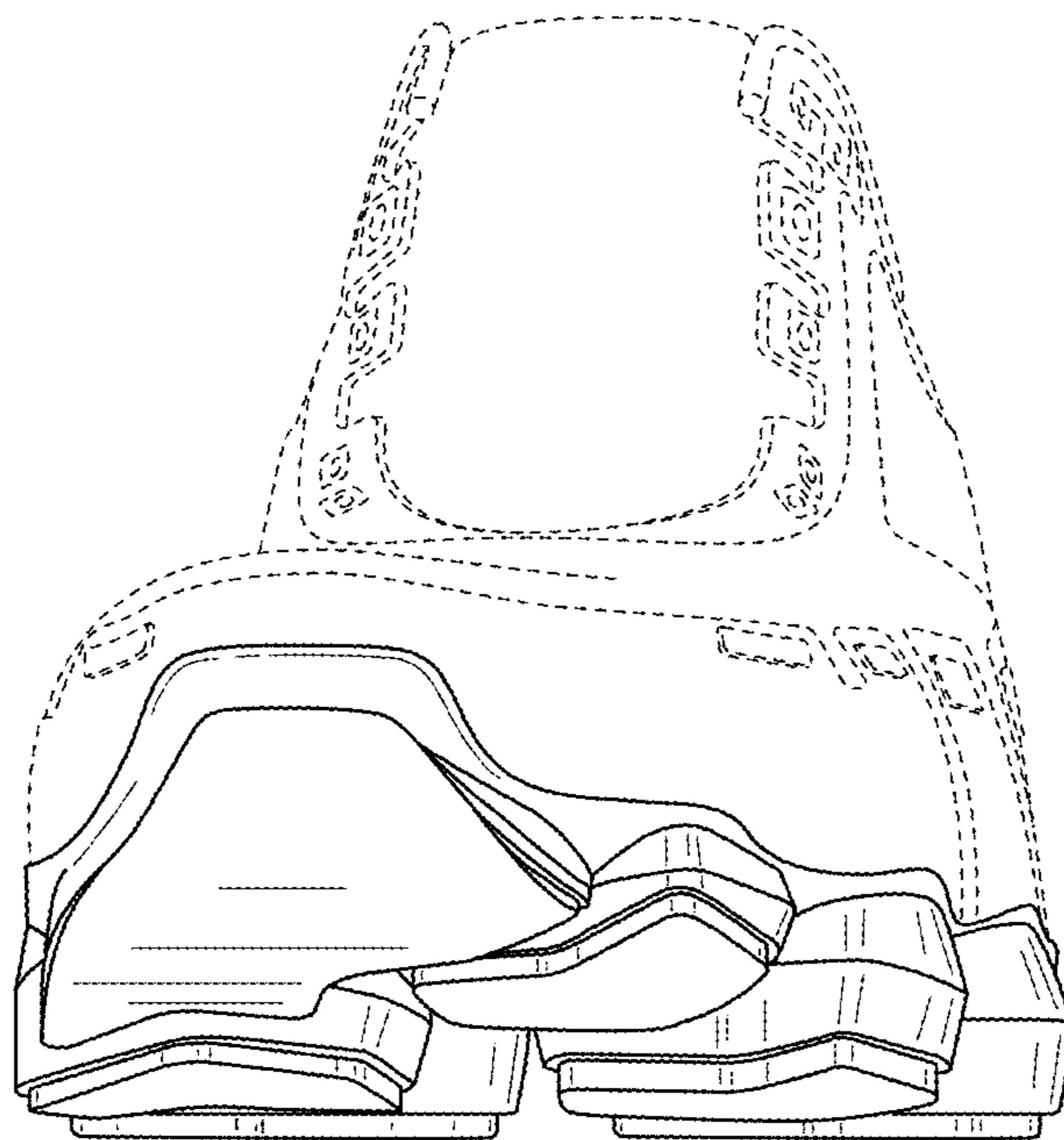



FIG. 5



**FIG. 6**



**FIG. 7**