



US00D759354S

(12) **United States Design Patent**
Nail

(10) **Patent No.:** **US D759,354 S**
(45) **Date of Patent:** **** Jun. 21, 2016**

(54) **KNIT WATCH CAP WITH AMMUNITION HOLDER**

(71) Applicant: **Victor Nail**, Stockton, MO (US)

(72) Inventor: **Victor Nail**, Stockton, MO (US)

(**) Term: **14 Years**

(21) Appl. No.: **29/516,413**

(22) Filed: **Feb. 2, 2015**

(51) **LOC (10) Cl.** **02-03**

(52) **U.S. Cl.**
USPC **D2/889**; D2/866

(58) **Field of Classification Search**
USPC D2/865–895; 2/171, 209.13, 195.8,
2/209.11, 181.6; 224/242; D3/224, 262
CPC A42B 1/04; A42B 1/006; A42B 1/046;
A42B 1/201
See application file for complete search history.

(56) **References Cited**

U.S. PATENT DOCUMENTS

139,950 A	6/1873	Garaud	2/94
144,594 A	11/1873	Black	2/102
193,613 A	7/1877	Mills	224/682
262,577 A	8/1882	Day	2/94
323,988 A	8/1885	Walloch	2/79
507,836 A	10/1893	Orndorff	139/390
616,361 A	12/1898	Sanders	224/681
960,058 A	5/1910	West	224/576
1,664,255 A *	3/1928	Lesser	A42B 1/24 2/195.5
1,883,756 A *	10/1932	Bloom	A42B 1/066 2/172
D114,980 S *	5/1939	Wengen	D2/865
D160,404 S *	10/1950	Levine	2/195.1
2,682,667 A *	7/1954	Michelstetter	A42B 1/041 2/205
D175,846 S *	10/1955	Marsden	D2/869
2,998,611 A *	9/1961	Schuessler	A42B 1/046 2/173
D195,850 S	8/1963	Contardi	D30/1
D196,353 S	9/1963	Chapin	D3/10
3,109,176 A *	11/1963	Schuessler	A42B 1/041 2/195.8

3,271,781 A *	9/1966	Sontag	A42B 1/046 2/173
3,449,766 A *	6/1969	Friedman	A41D 23/00 2/209.12
D231,982 S	7/1974	Farquharson	D22/14
D252,695 S	8/1979	Munz	D22/14
D285,141 S *	8/1986	Whisman	D2/866
4,613,068 A *	9/1986	Bianchi	F42B 39/02 224/242
4,641,647 A *	2/1987	Behan	A61M 25/02 128/207.11
D292,849 S	11/1987	Dickie et al.	D3/100
4,754,498 A	7/1988	Stinemates	2/17
D298,382 S *	11/1988	Webster	D3/224
4,843,649 A	7/1989	Jewell et al.	2/94
4,947,573 A	8/1990	Bischoff	42/106
4,949,888 A	8/1990	May	224/203
D325,952 S	5/1992	Moore	D22/108

(Continued)

Primary Examiner — Karen E. Eldridge Powers

Assistant Examiner — Kimberly Barnes

(74) *Attorney, Agent, or Firm* — Jonathan A. Bay

(57) **CLAIM**

The ornamental design for a knit watch cap with ammunition holder, as shown and described.

DESCRIPTION

FIG. 1 is a perspective view of a knit watch cap with ammunition holder showing my new design as it would appear when being worn, wherein the cuff is curled downward in part to expose portions of the ammunition holder, for clarity of illustration;

FIG. 2 is a right side elevational view of the cap of FIG. 1;

FIG. 3 is a top plan view thereof;

FIG. 4 is a front elevational view thereof;

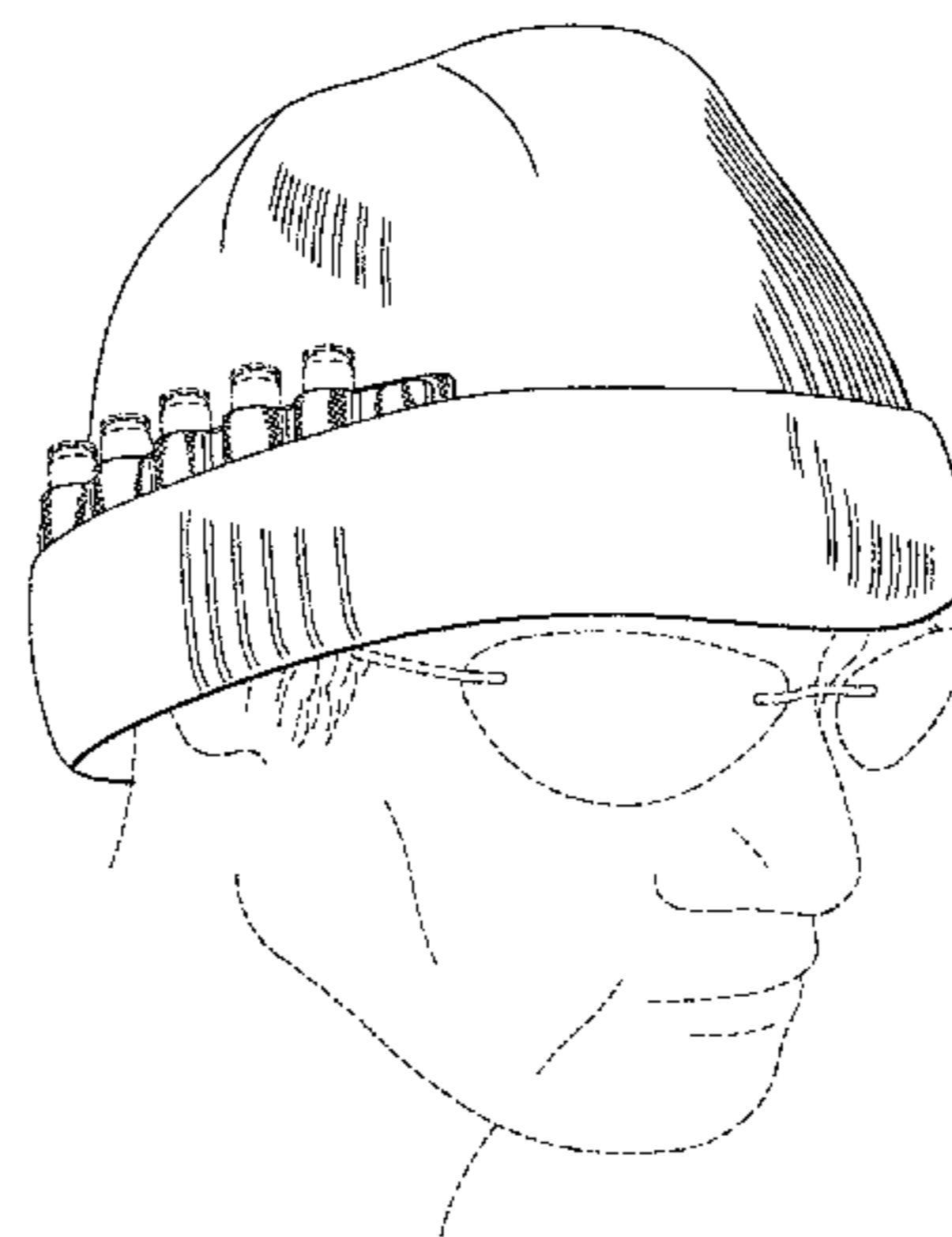
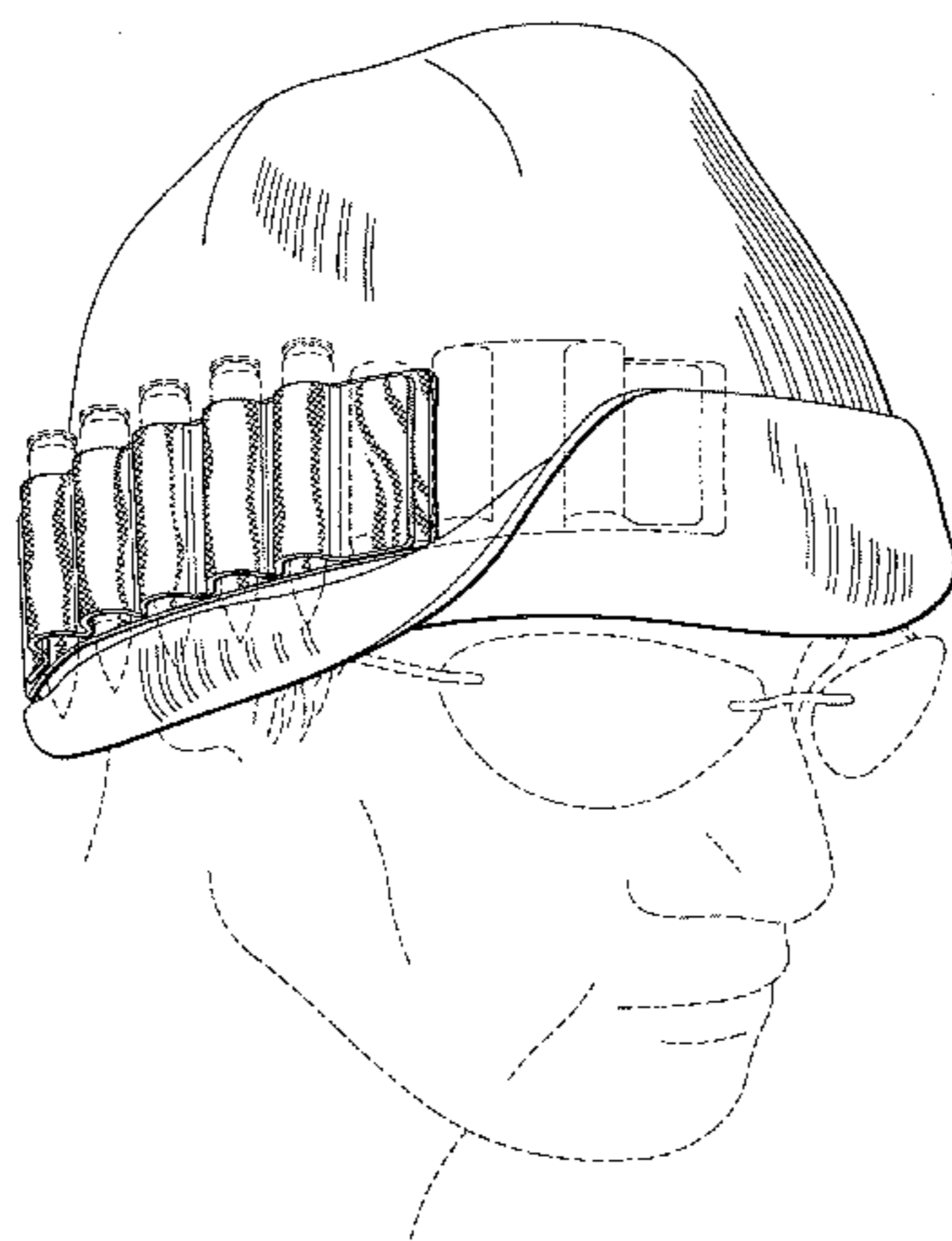
FIG. 5 is a rear elevational view thereof;

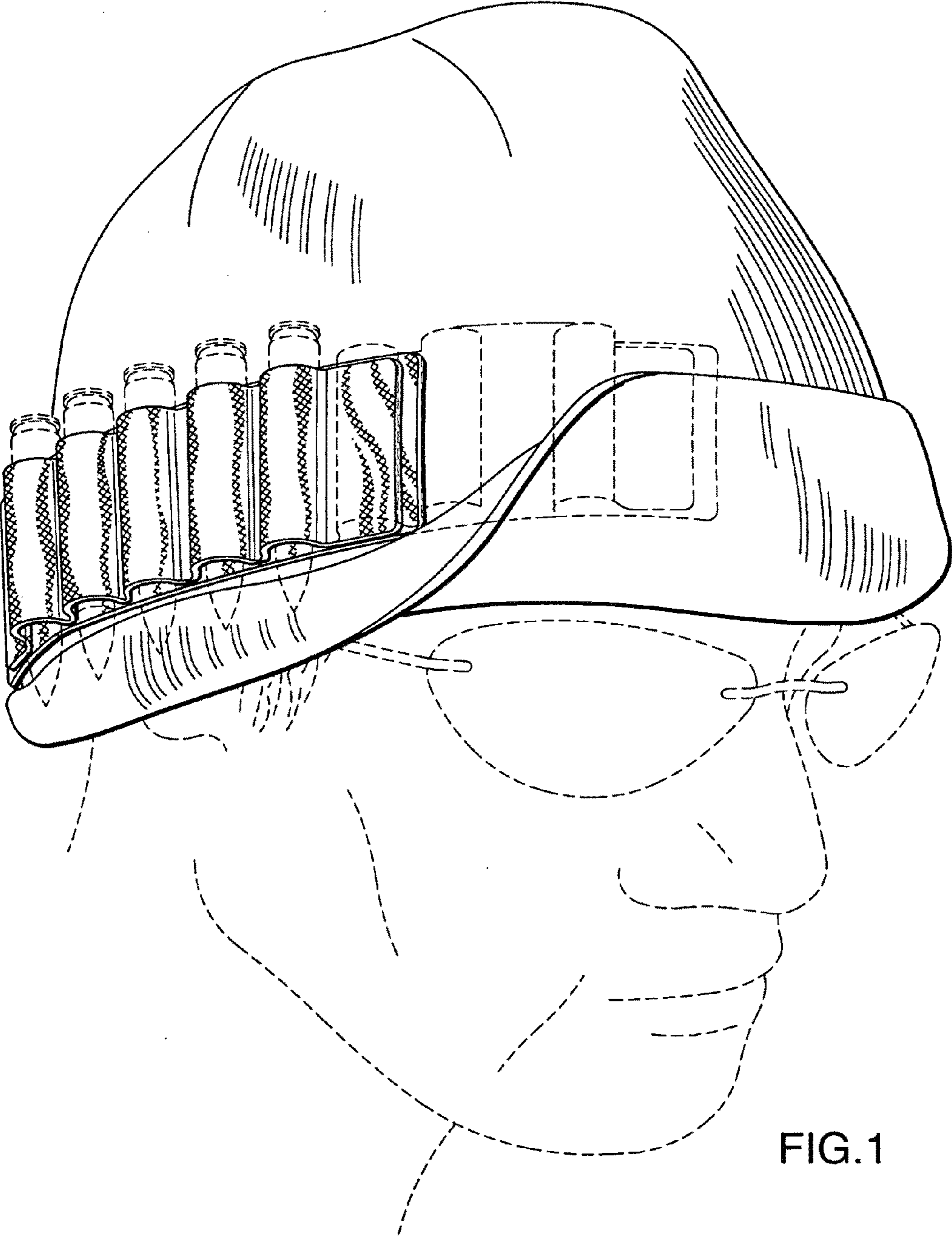
FIG. 6 is a left side elevational view thereof; and,

FIG. 7 is a perspective view comparable to FIG. 1 except with the cuff flipped up.

The broken lines in the drawings represent environmental subject matter that forms no part of the claimed design. The partial human figure shown in dashed lines in FIGS. 1 and 7 is included to assist in showing how the claimed design may appear when worn, and forms no part of the claimed design.

1 Claim, 7 Drawing Sheets





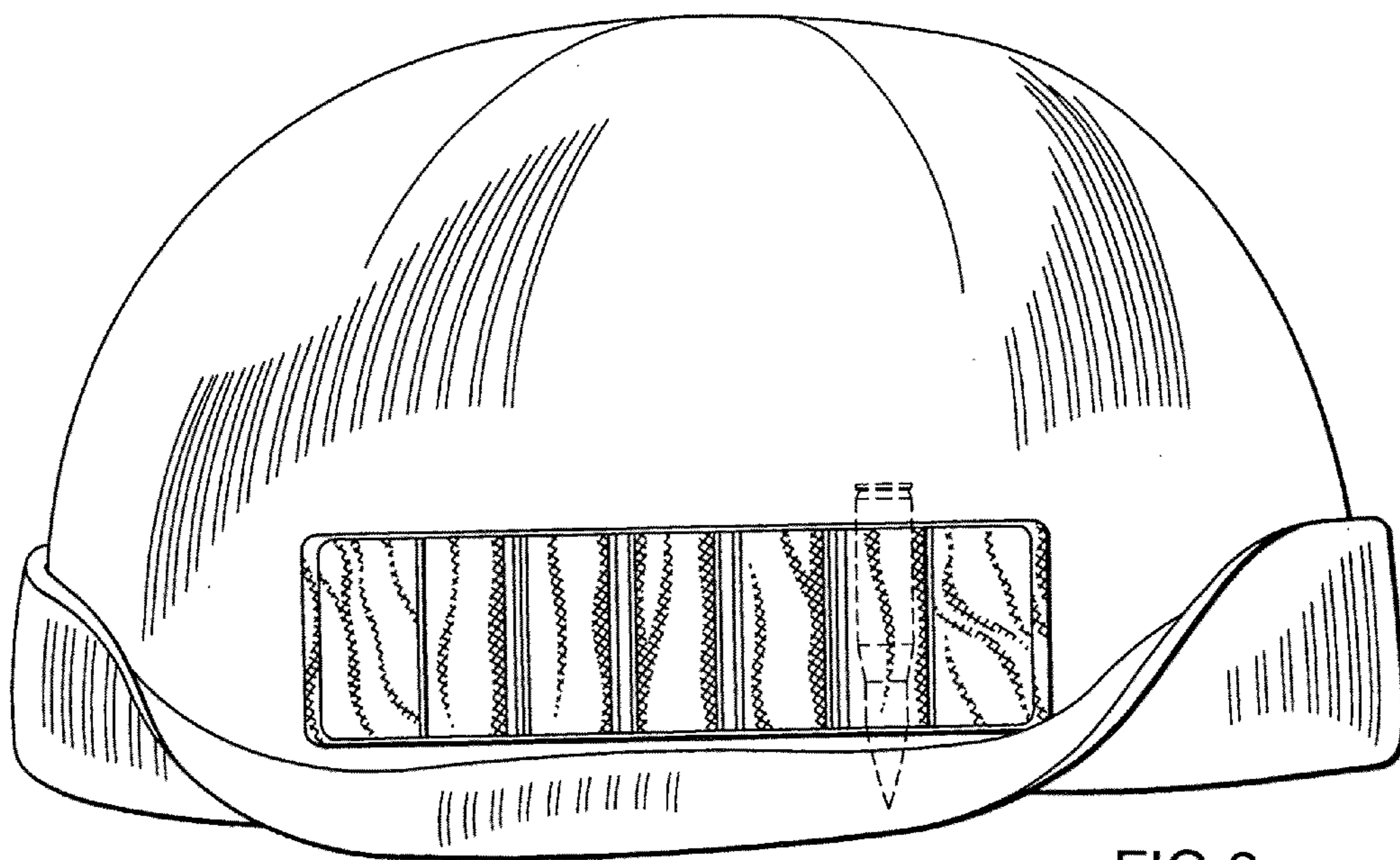


FIG.2

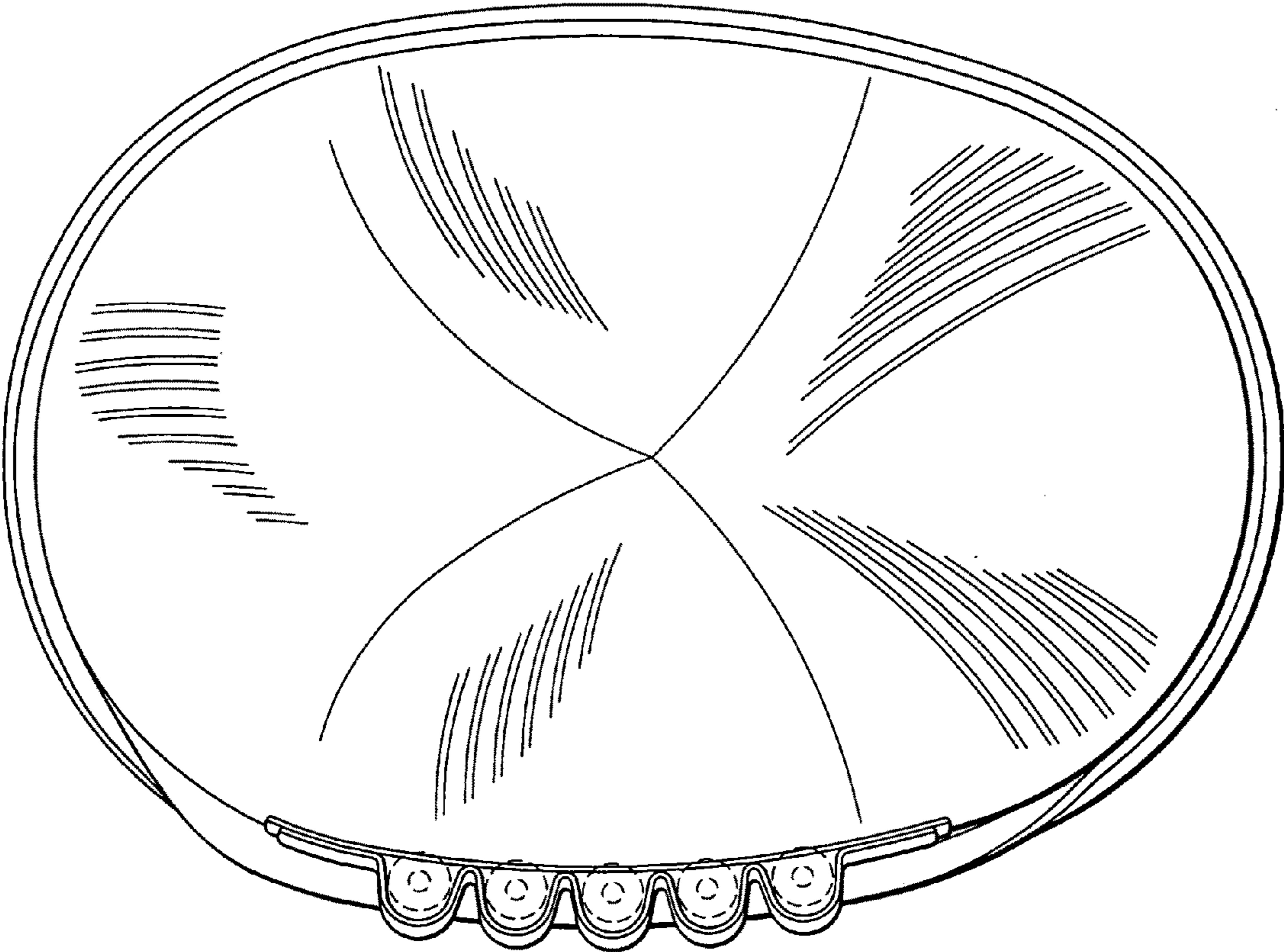


FIG.3

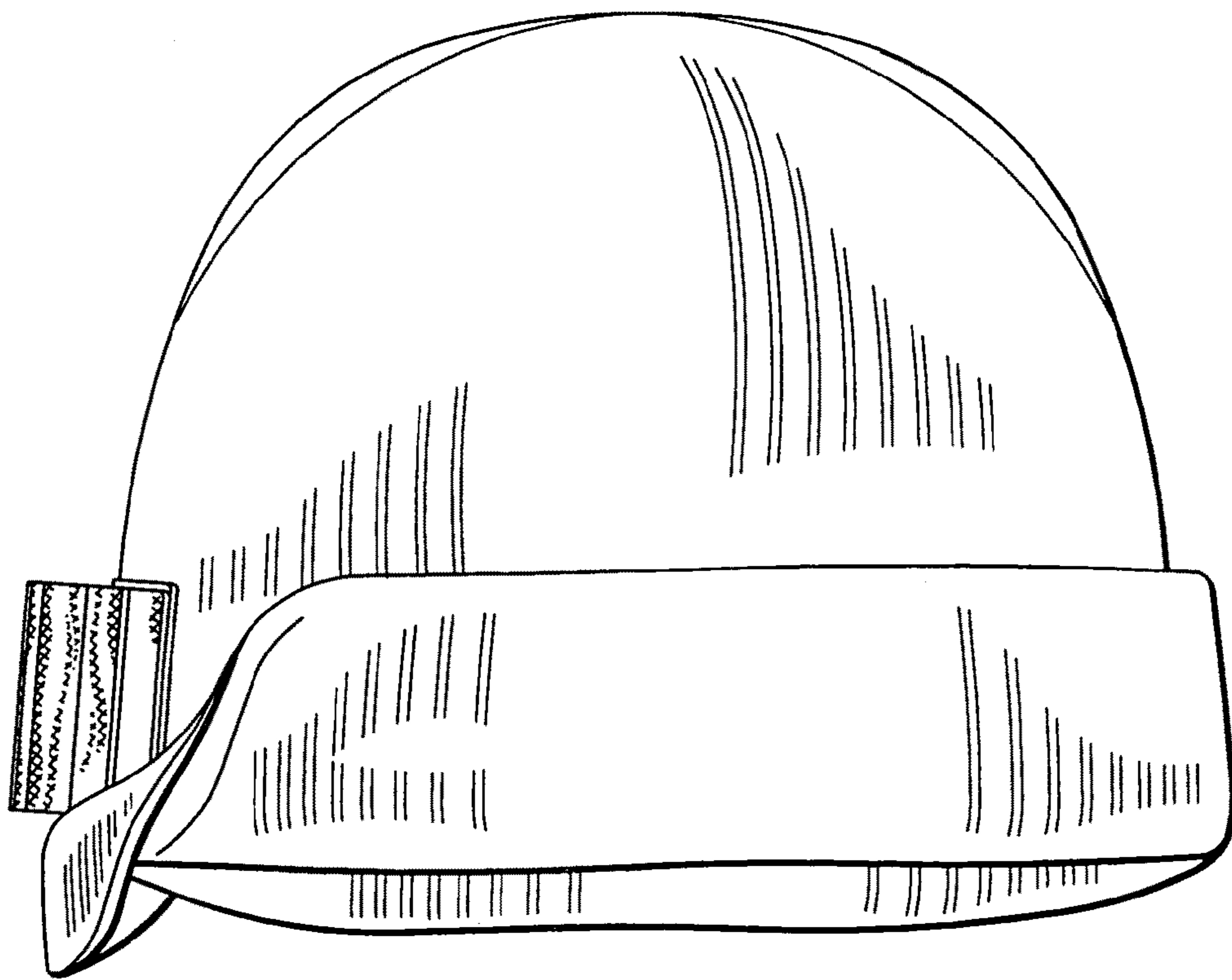


FIG.4

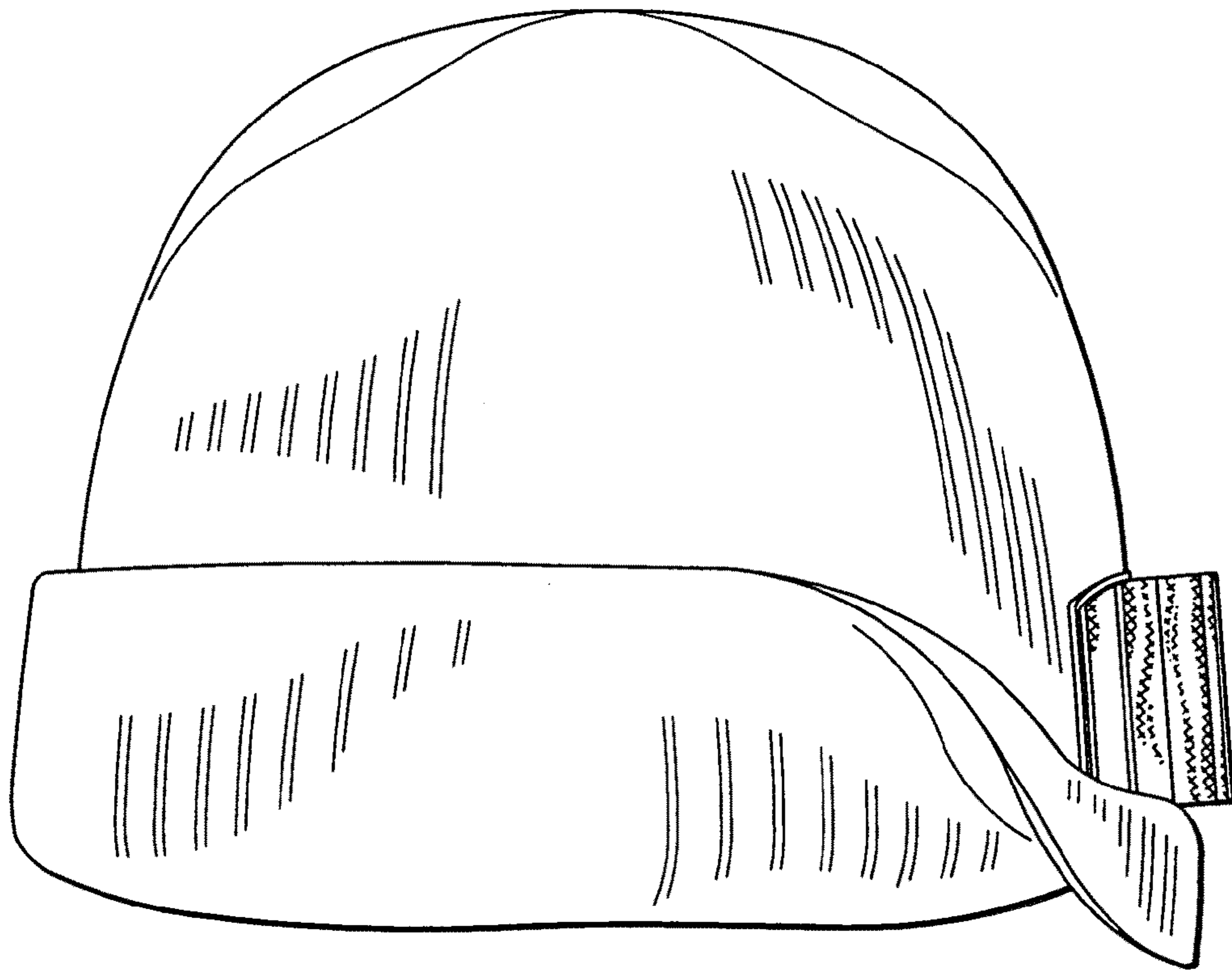


FIG.5

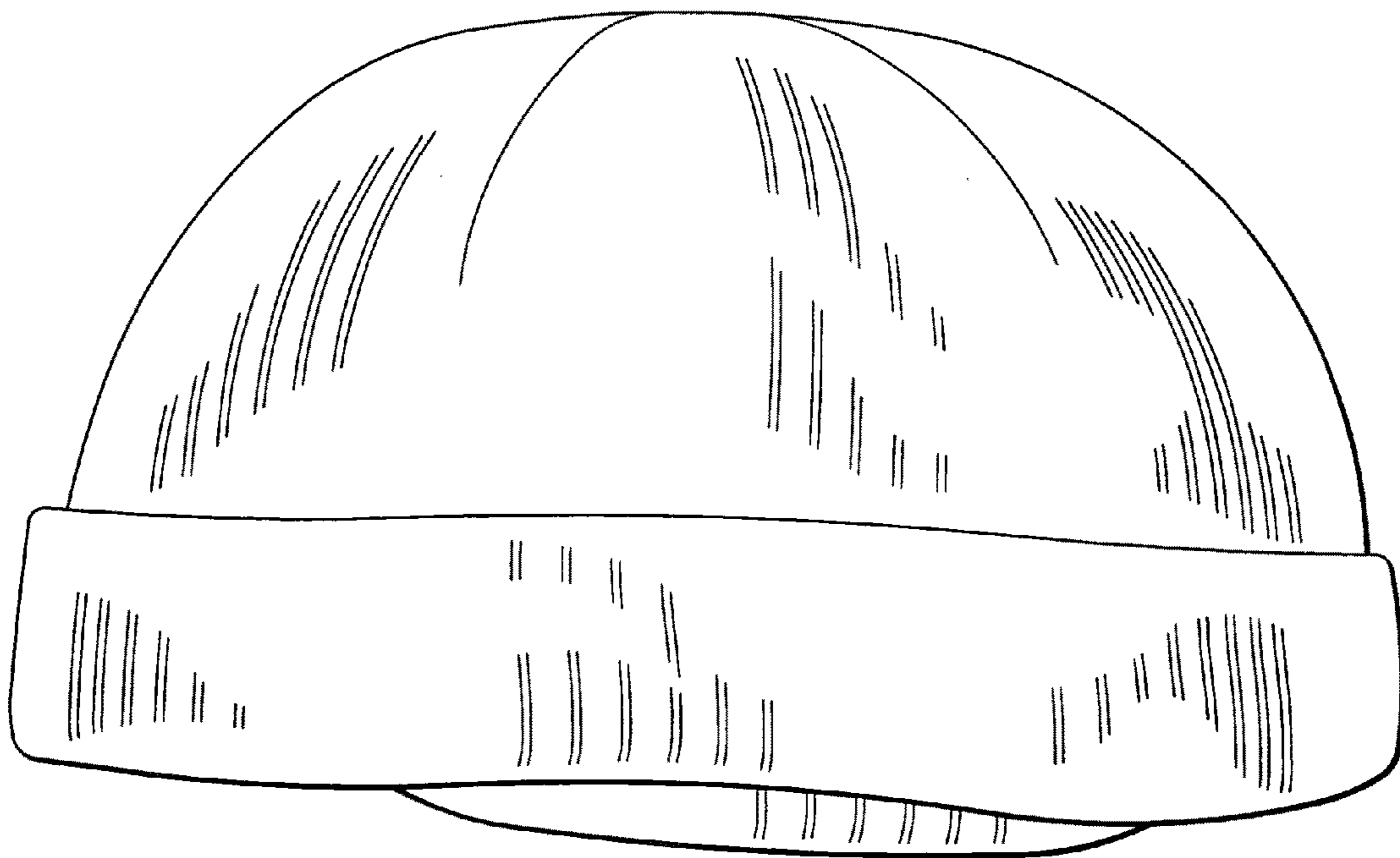


FIG.6




FIG.7