



US00D759352S

(12) **United States Design Patent**
Palmer

(10) **Patent No.:** **US D759,352 S**
(45) **Date of Patent:** **** Jun. 21, 2016**

(54) **HEADWEAR CAP WITH SUN SHADE VISOR**

(71) Applicant: **Stephen Eric Palmer**, Winter Park, CO (US)

(72) Inventor: **Stephen Eric Palmer**, Winter Park, CO (US)

(**) Term: **14 Years**

(21) Appl. No.: **29/518,071**

(22) Filed: **Feb. 19, 2015**

(51) **LOC (10) Cl.** **02-03**

(52) **U.S. Cl.**
USPC **D2/882**

(58) **Field of Classification Search**

USPC D2/865, 866, 869, 870, 871, 872, 873, D2/874, 875, 876, 877, 878, 879, 880, 881, D2/882, 883, 884, 885, 886, 887, 888, 889, D2/890, 891, 892, 893, 894, 895; 2/175.1, 2/200.1, 209.12, 209.13
CPC A42B 1/00; A42B 1/004; A42B 1/006; A42B 1/02; A42B 1/062; A42B 1/24; A42B 1/241

See application file for complete search history.

(56) **References Cited**

U.S. PATENT DOCUMENTS

1,231,165 A 6/1917 Jay
2,235,914 A 5/1941 Beck
2,509,490 A 5/1950 Fecteau
2,710,973 A 6/1955 Feldman
2,795,890 A 6/1957 Metsker
2,908,012 A 10/1959 Feldman
4,839,924 A * 6/1989 Laurence A42B 1/247
2/12
D376,682 S * 12/1996 Johnson D2/882
D399,339 S * 10/1998 Malevitis D2/882
D417,334 S * 12/1999 Wands D2/893
6,314,583 B1 11/2001 Cho
D478,710 S * 8/2003 Yan D2/882
D488,293 S * 4/2004 Norway, Jr. D2/882
7,062,793 B2 * 6/2006 Liao A42B 1/206
2/172

D619,336 S * 7/2010 Eyl D2/866
D649,213 S * 11/2011 Rim D2/882
D715,031 S * 10/2014 Bennet D2/882
D748,379 S * 2/2016 Fitzpatrick D2/882
D748,380 S * 2/2016 Wilkening D2/882
2001/0034894 A1 11/2001 Godfrey
2006/0010567 A1 * 1/2006 Vazquez A41D 23/00
2/175.1
2006/0185061 A1 * 8/2006 Wakefield A42B 1/004
2/195.1
2007/0143906 A1 * 6/2007 Renteria A42B 1/064
2/195.1
2011/0219508 A1 * 9/2011 Hill A42B 1/247
2/10
2015/0074870 A1 * 3/2015 Dunn A42B 1/241
2/209.13

* cited by examiner

Primary Examiner — Karen E. Eldridge Powers

Assistant Examiner — Jasmine Mlinarcik

(74) *Attorney, Agent, or Firm* — Trenner Law Firm, LLC; Mark D. Trenner

(57) **CLAIM**

The ornamental design for a headwear cap with sun shade visor, substantially as shown and described.

DESCRIPTION

FIG. 1 is a perspective view of a headwear cap with sun shade visor, wherein the cap includes a hook-and-loop receiver layer on the upper surface of the visor;

FIG. 2 is a perspective view of the headwear cap with sun shade visor, wherein fly fishing hooks are shown in dashed lines to illustrate exemplary use of the headwear cap with visor; the fly fishing hooks shown in broken lines do not form a part of the claimed design;

FIG. 3 is a front elevation view of the claimed design as shown in FIG. 1;

FIG. 4 is a rear elevation view of the claimed design as shown in FIG. 1;

FIG. 5 is a left-side elevation view of the claimed design as shown in FIG. 1, wherein the right-side view is a mirror image thereof;

FIG. 6 is a top plan view of the claimed design as shown in FIG. 1; and,

FIG. 7 is a bottom plan view of the claimed design as shown in FIG. 1.

1 Claim, 4 Drawing Sheets

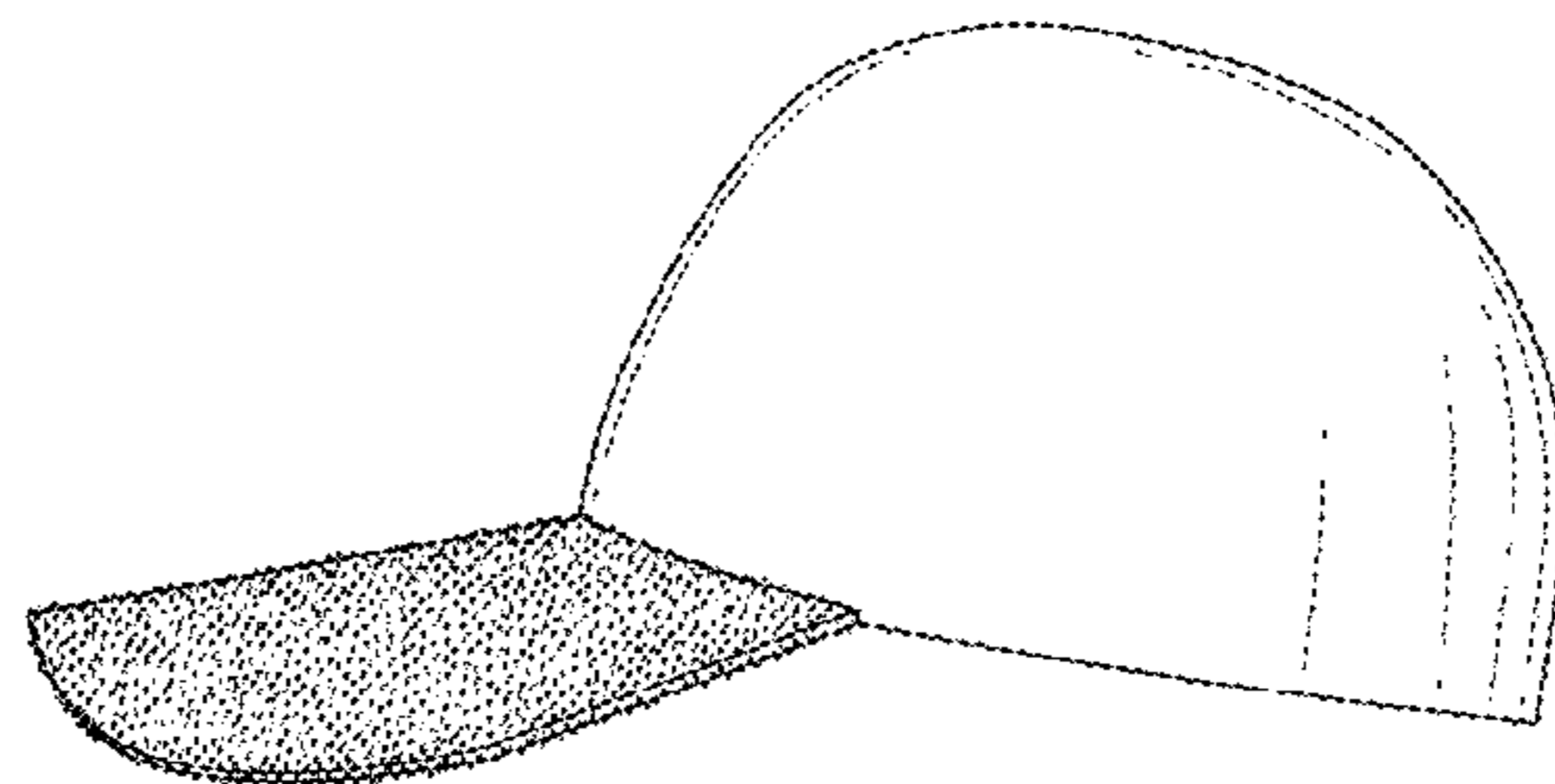
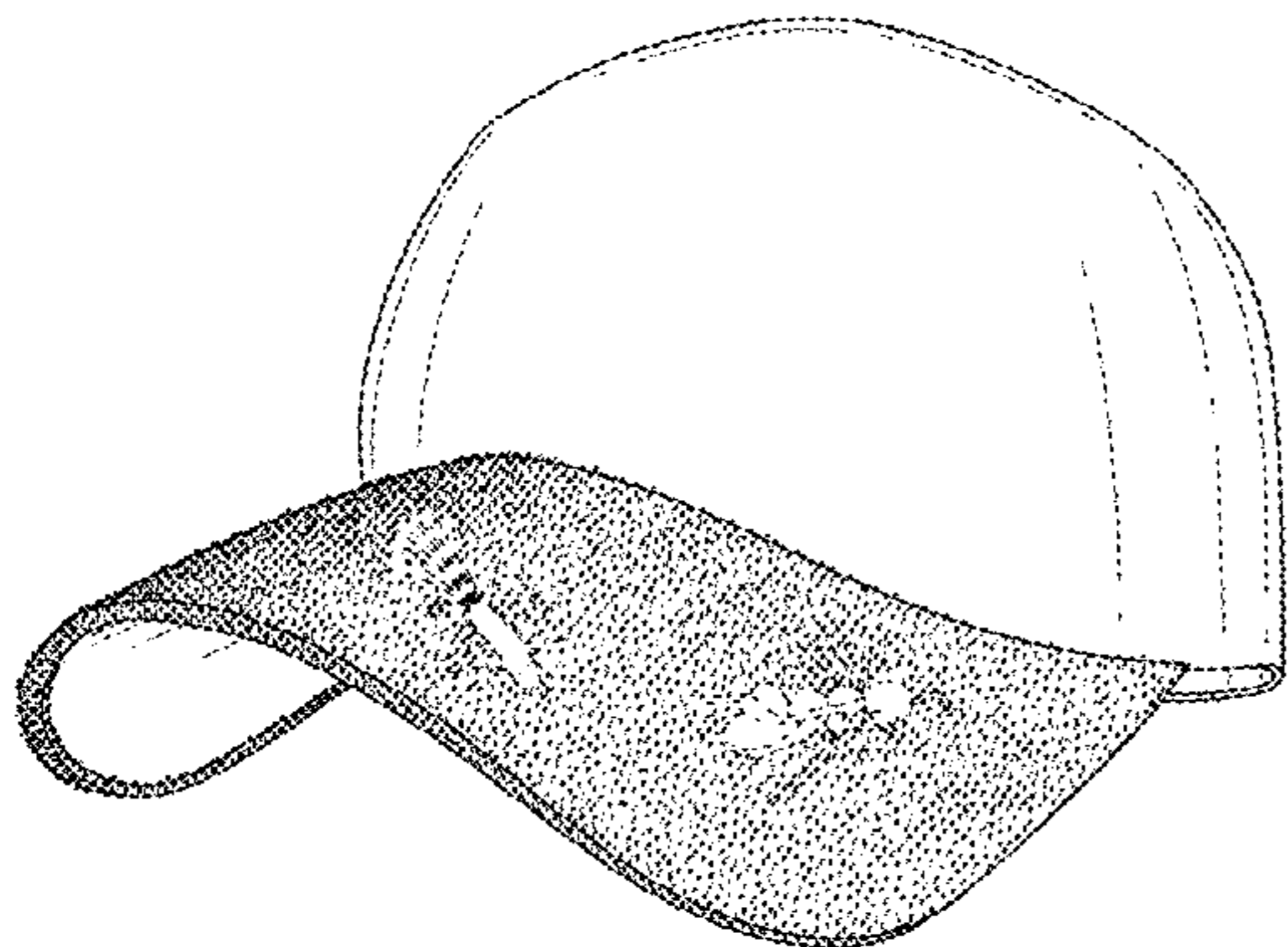


FIG. 1

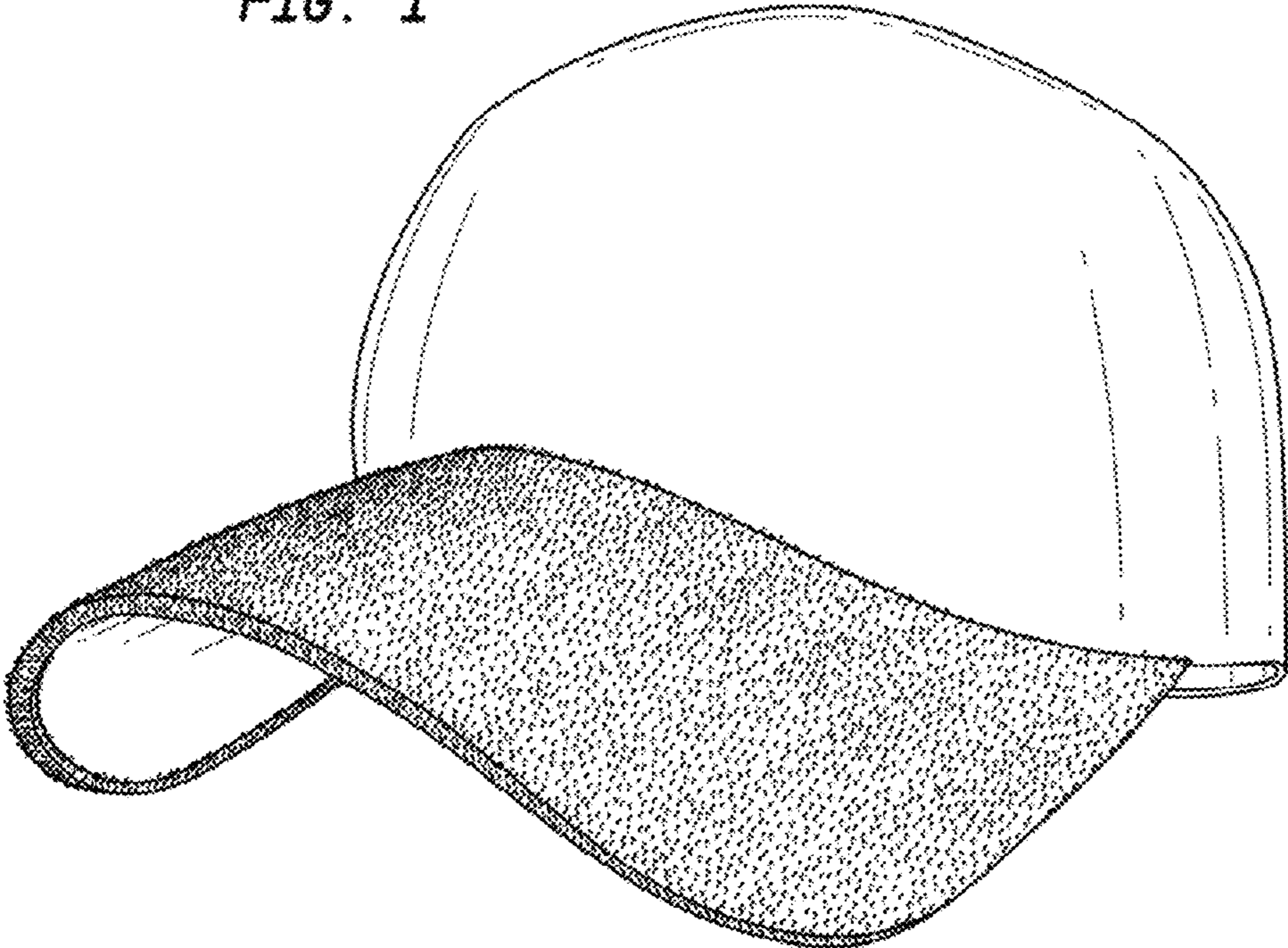


FIG. 2

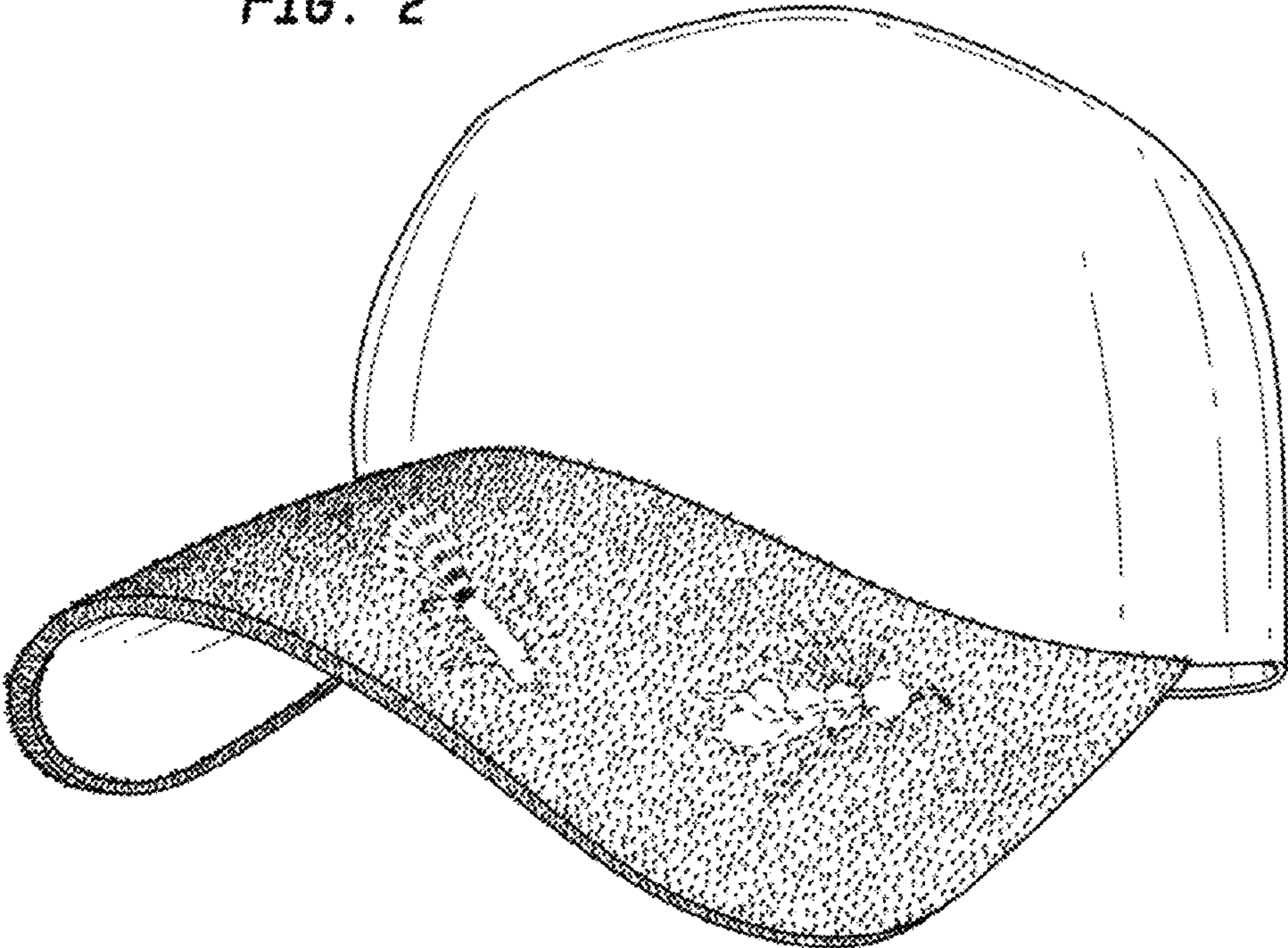


FIG. 3

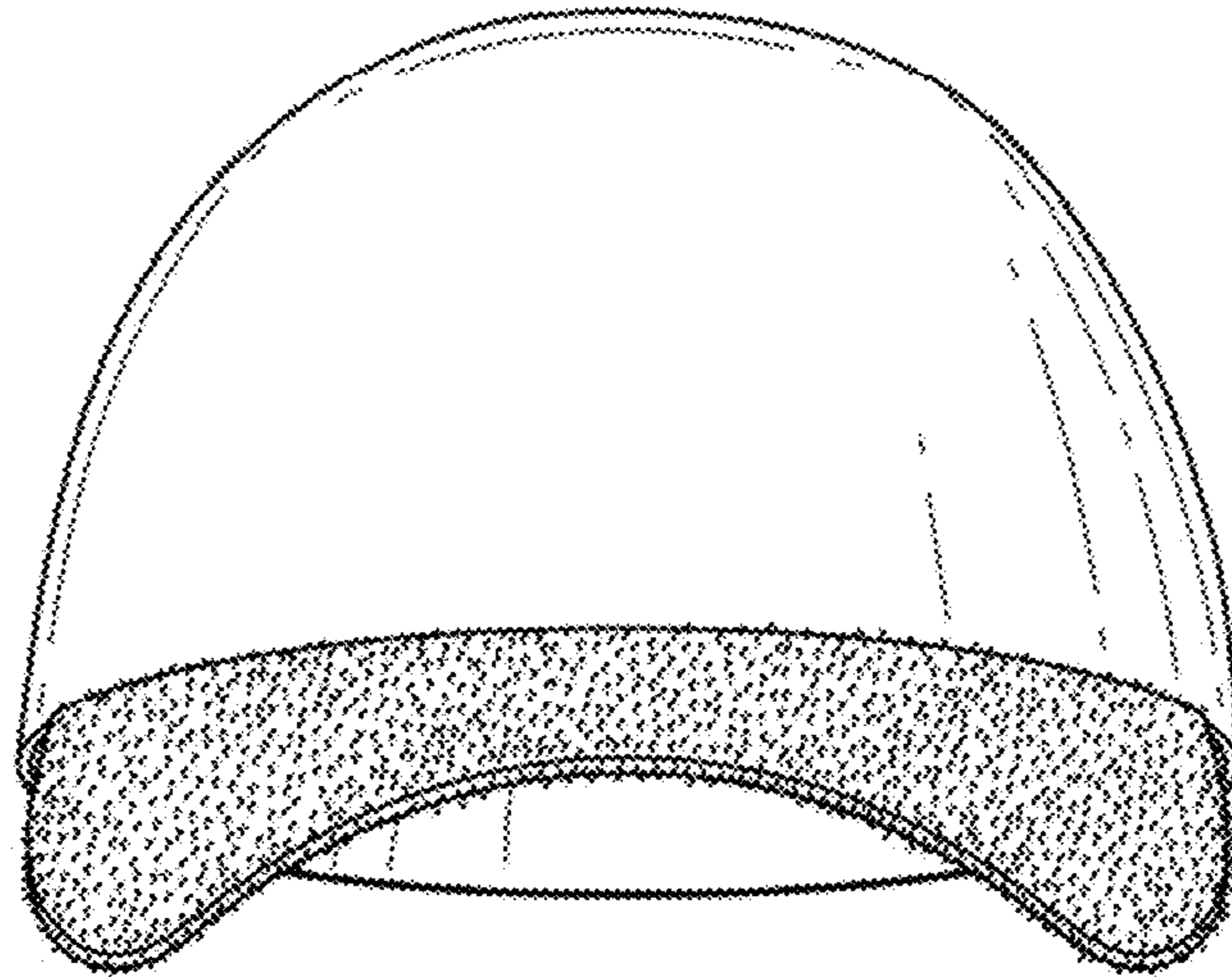


FIG. 4

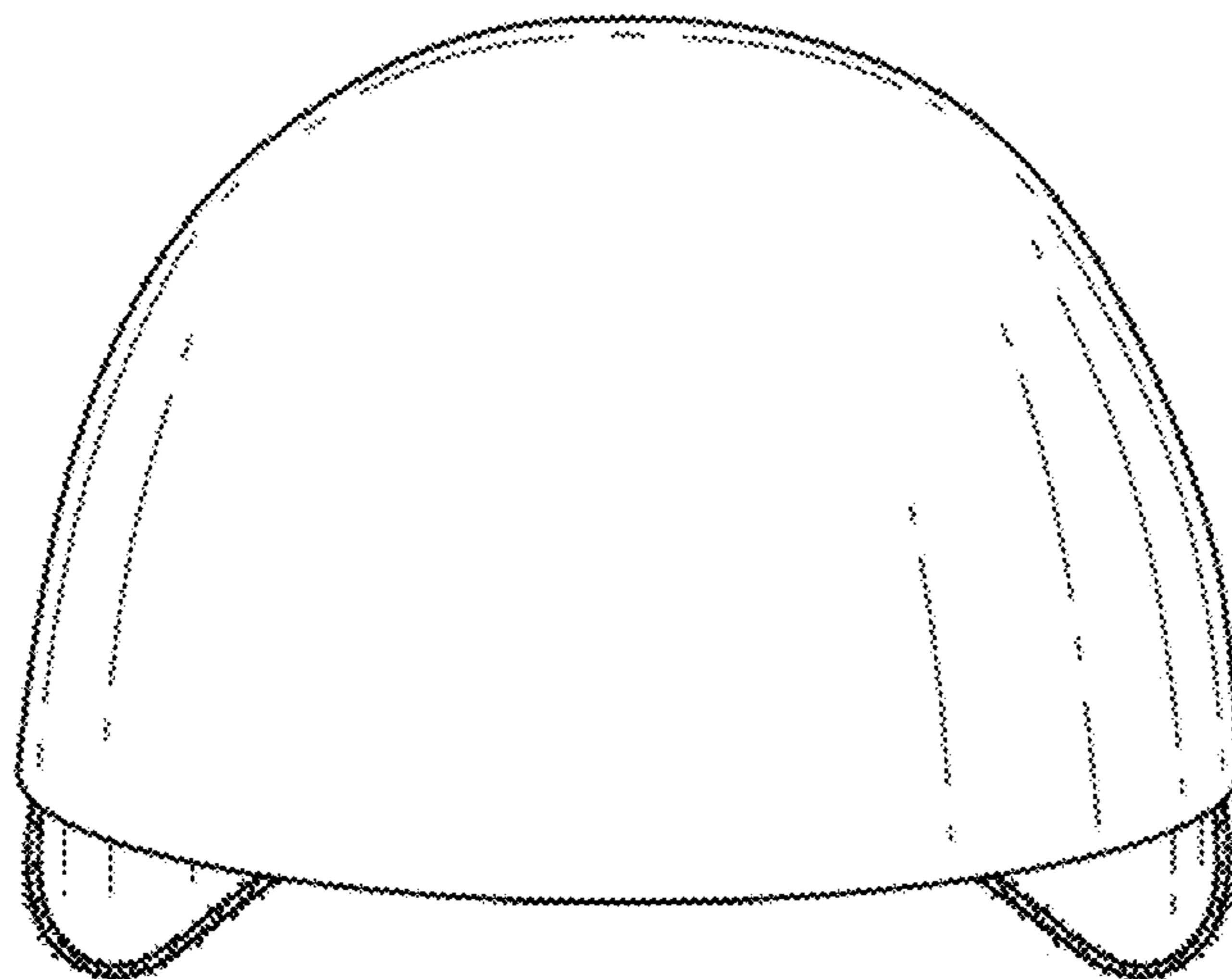


FIG. 5

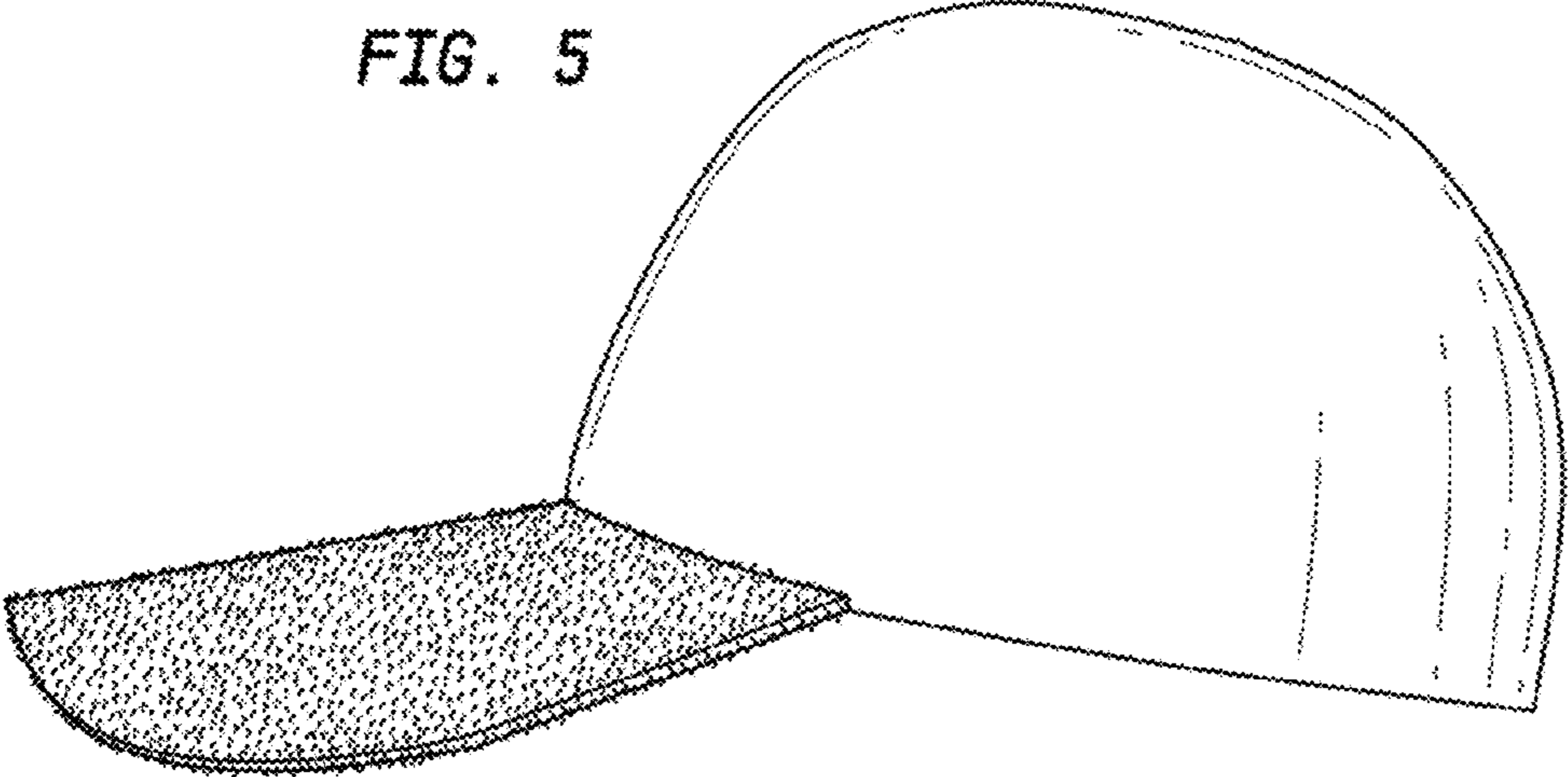


FIG. 6

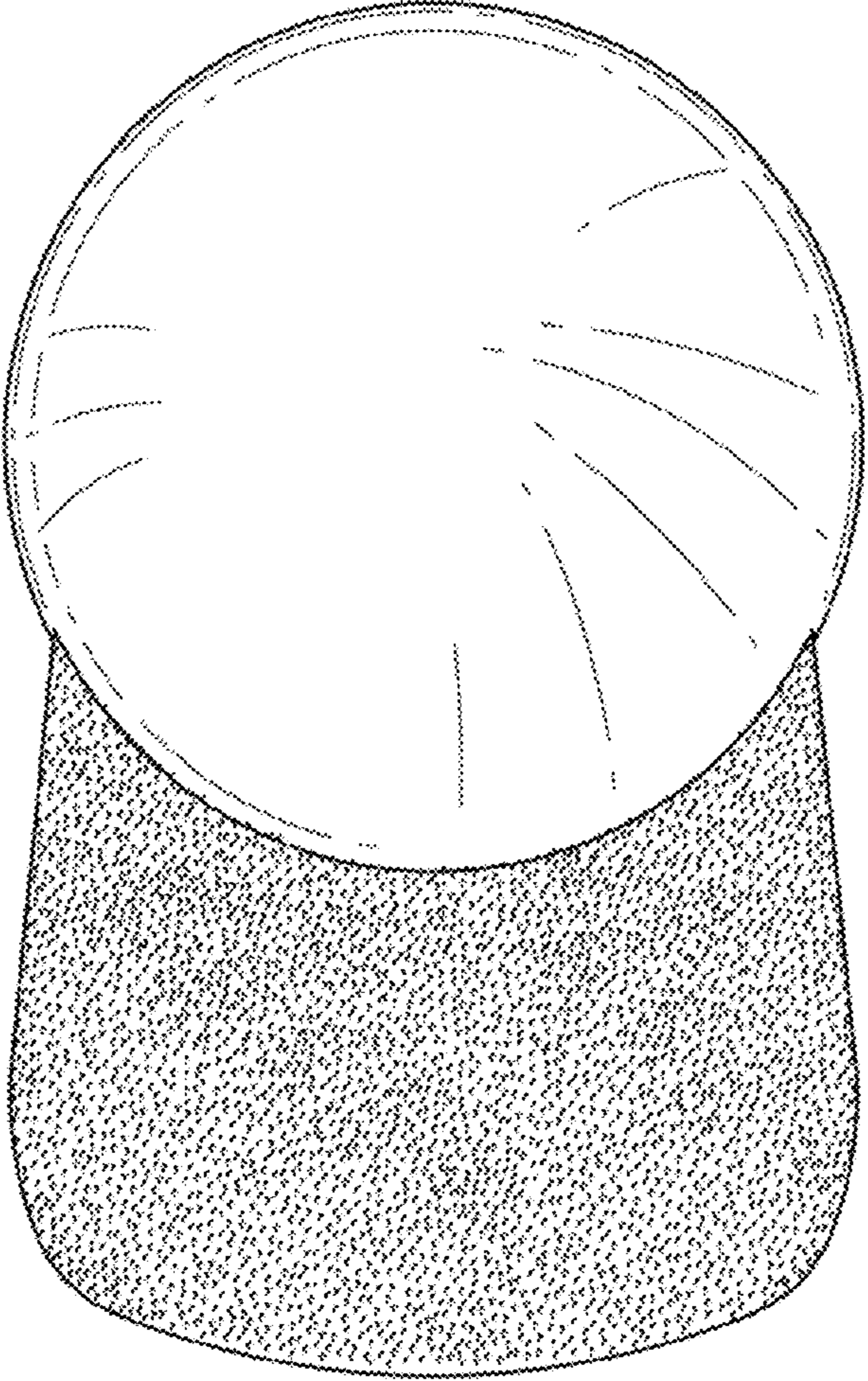


FIG. 7

