

US00D759348S

(12) **United States Design Patent**  
**Nakash**

(10) **Patent No.:** **US D759,348 S**  
(45) **Date of Patent:** **\*\* Jun. 21, 2016**

- (54) **DOUBLE FLAP FLY WITH DECORATIVE BUTTONS**
- (71) Applicant: **JORDACHE ENTERPRISES, INC.**,  
New York, NY (US)
- (72) Inventor: **Ralph Nakash**, Belle Harbor, NY (US)
- (73) Assignee: **JORDACHE ENTERPRISES, INC.**,  
New York, NY (US)

3,448,463 A 6/1969 Milone  
 3,599,242 A \* 8/1971 Kozdal ..... A41D 1/06  
 2/234  
 3,789,430 A 2/1974 Bernard  
 3,827,085 A 8/1974 Ackermann  
 4,259,750 A \* 4/1981 Barna ..... A41D 1/06  
 2/234  
 5,204,995 A \* 4/1993 Knapp ..... A41D 15/005  
 2/211

(\*\*) Term: **14 Years**

(21) Appl. No.: **29/506,613**

(22) Filed: **Oct. 17, 2014**

(51) **LOC (10) Cl.** ..... **02-04**

(52) **U.S. Cl.**  
USPC ..... **D2/742**

(58) **Field of Classification Search**  
USPC ..... D2/853, 742, 857, 712, 731, 700, 738  
CPC ..... A41D 1/06; A41F 9/02; A41F 9/00  
See application file for complete search history.

(56) **References Cited**

U.S. PATENT DOCUMENTS

623,739 A \* 4/1899 Reinfeld ..... A41F 9/02  
2/237  
 1,070,867 A \* 8/1913 Wisotzy ..... A41F 9/00  
2/236  
 1,705,562 A 3/1929 Fretz et al.  
 1,831,451 A 11/1931 Jackson  
 1,832,687 A \* 11/1931 Boshnack ..... A41D 1/06  
2/234  
 2,136,702 A 11/1938 Markin  
 2,176,229 A 10/1939 Siegel  
 2,418,772 A \* 4/1947 Jackson ..... A41D 1/06  
2/235  
 2,434,233 A \* 1/1948 Spearrin ..... A44B 17/0058  
2/234  
 2,473,692 A \* 6/1949 Murphy ..... A41B 9/02  
2/234  
 2,489,053 A \* 11/1949 Spearrin ..... A41D 1/06  
2/234  
 2,894,469 A 7/1959 Van Amburg et al.  
 3,187,346 A 6/1965 Jacobson

(Continued)

OTHER PUBLICATIONS

A Tailored Suit. [www.atailoredsuit.com/mens-suit-detail.html](http://www.atailoredsuit.com/mens-suit-detail.html). Date unknown. Viewed Mar. 2009. Mens Trousers.

Primary Examiner — Ian Simmons

Assistant Examiner — Rashida C Walshon

(74) Attorney, Agent, or Firm — Gottlieb, Rackman & Reisman P.C.

(57) **CLAIM**

The ornamental design for a double flap fly with decorative buttons, as shown and described.

**DESCRIPTION**

FIG. 1 is a front perspective view of the double flap fly with decorative buttons showing my new design and, specifically, showing a front view of the inside flap;

FIG. 2 is a front elevational view thereof with the double flap fly being partially open to show a back view of the inside flap and a zipper;

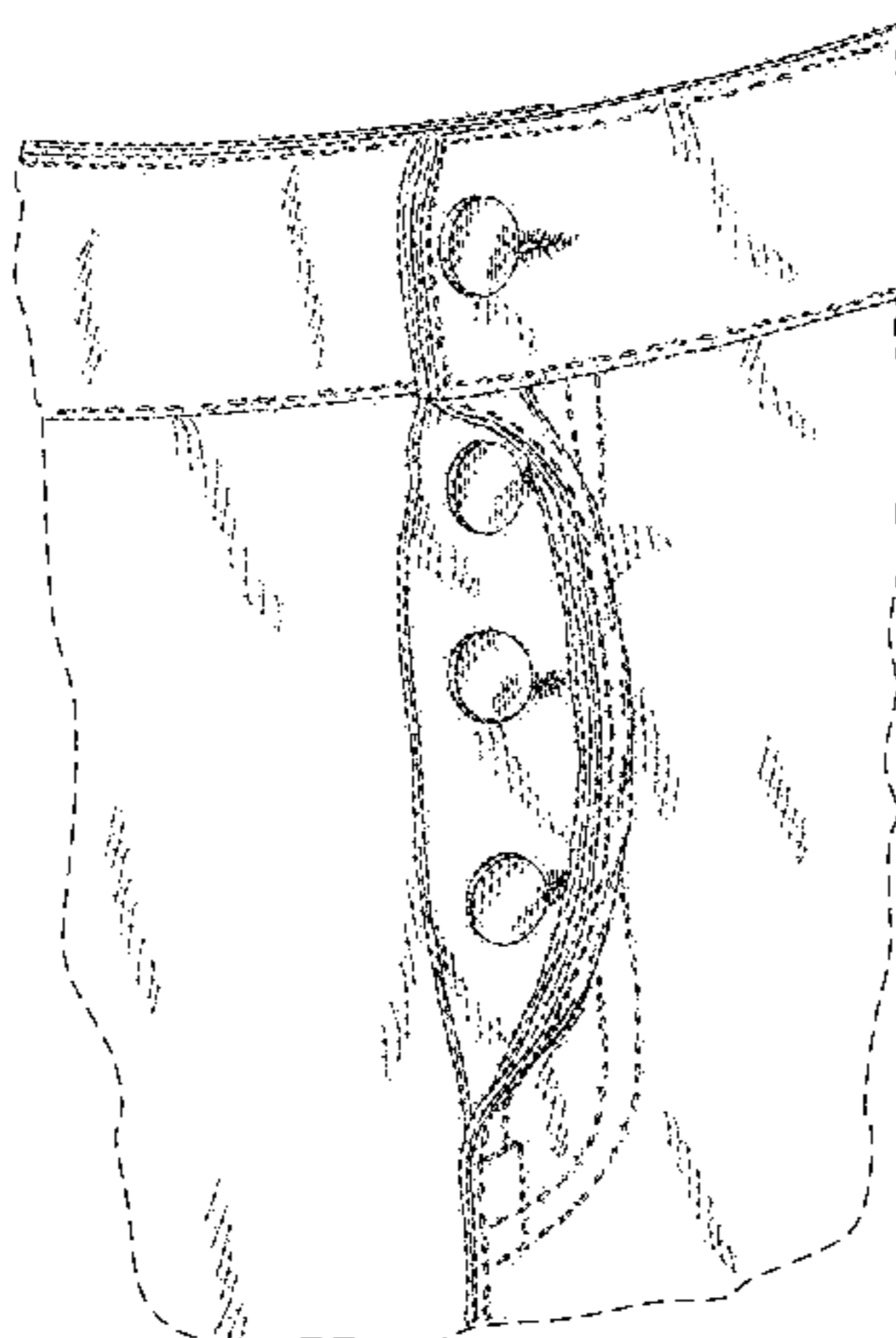
FIG. 3 is a front elevational view thereof with the double flap fly being in full-open position; and,

FIG. 4 is a front elevational view with the double flap fly in a closed position.

The three buttons in FIGS. 1-4 positioned on both sides of the inner flap of the double flap fly are for decorative purposes, and have no utility.

The broken lines representing the outermost left, bottom, and right borders of FIGS. 1-4 are for illustrative purposes only, and form no part of the claimed design. All other broken lines in FIGS. 1-4 represent stitching, which also forms no part of the claimed design.

**1 Claim, 4 Drawing Sheets**



(56)

**References Cited**

U.S. PATENT DOCUMENTS

D381,189 S \* 7/1997 Geliebter ..... D11/2  
D403,838 S \* 1/1999 Lauson ..... D2/712  
D592,378 S 5/2009 Nakash

D650,559 S \* 12/2011 Pham ..... D2/742  
D675,809 S \* 2/2013 Silva ..... D2/742  
2004/0045077 A1\* 3/2004 Kim ..... A41D 1/06  
2/237

\* cited by examiner

FIG. 1

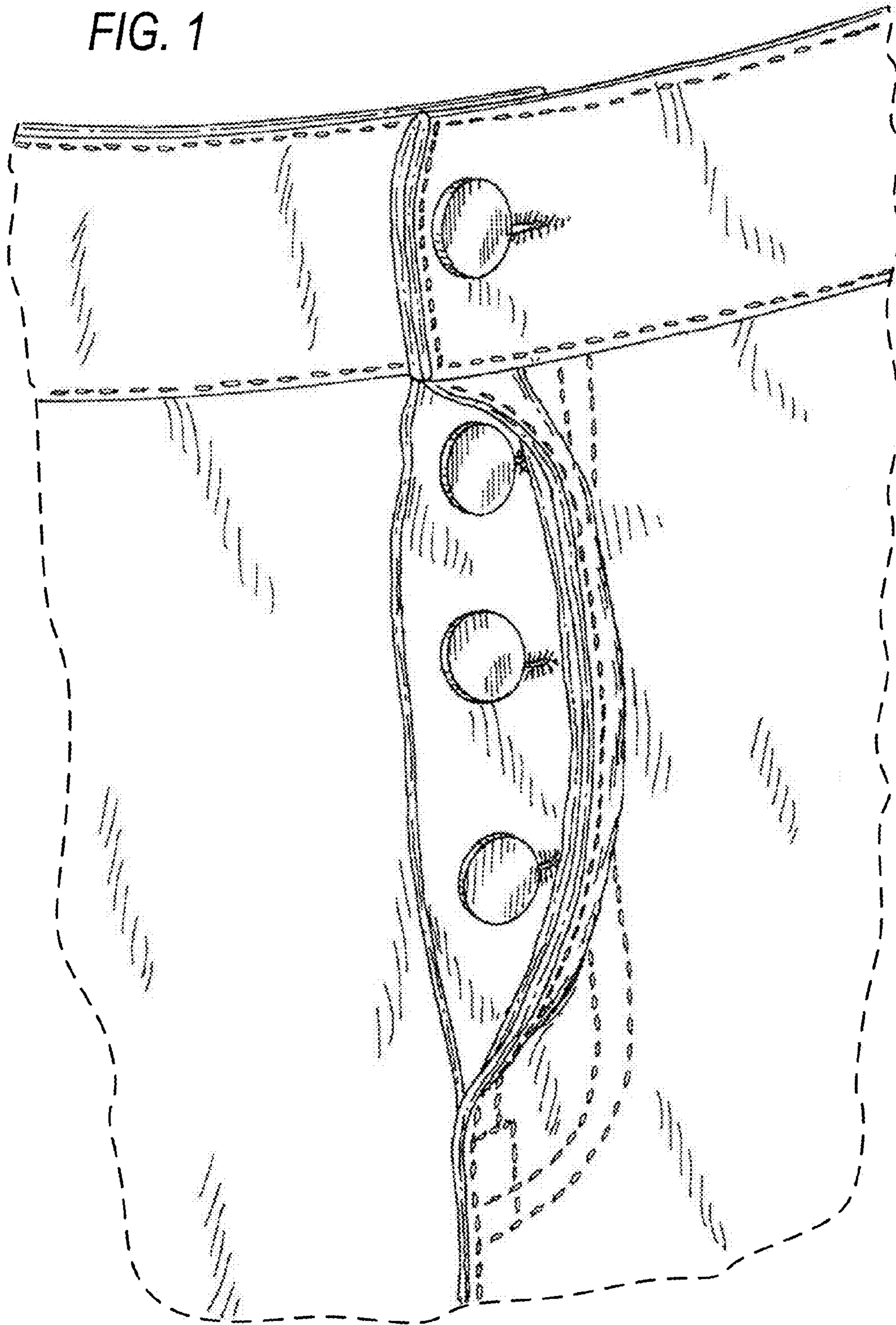




FIG. 2

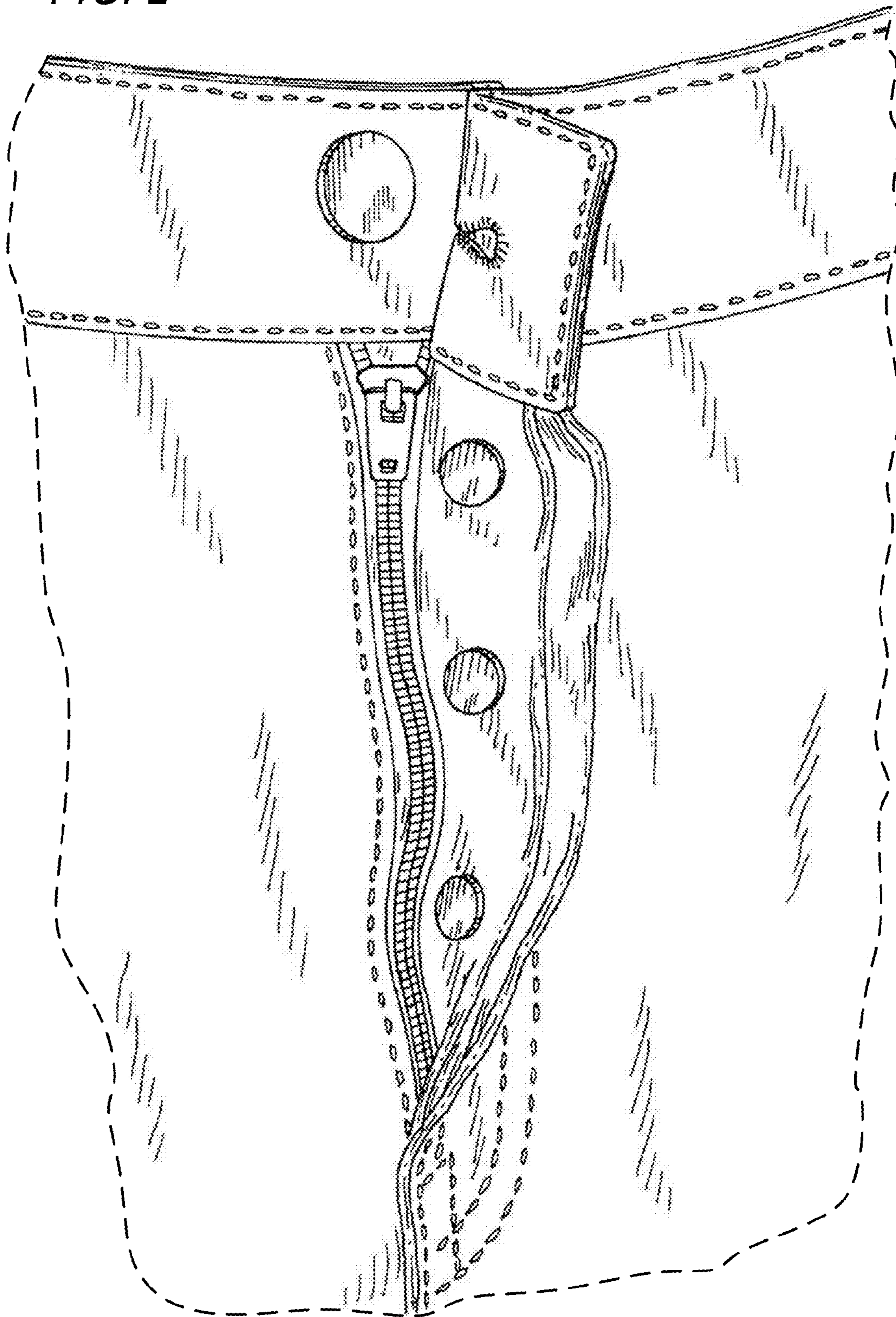


FIG. 3

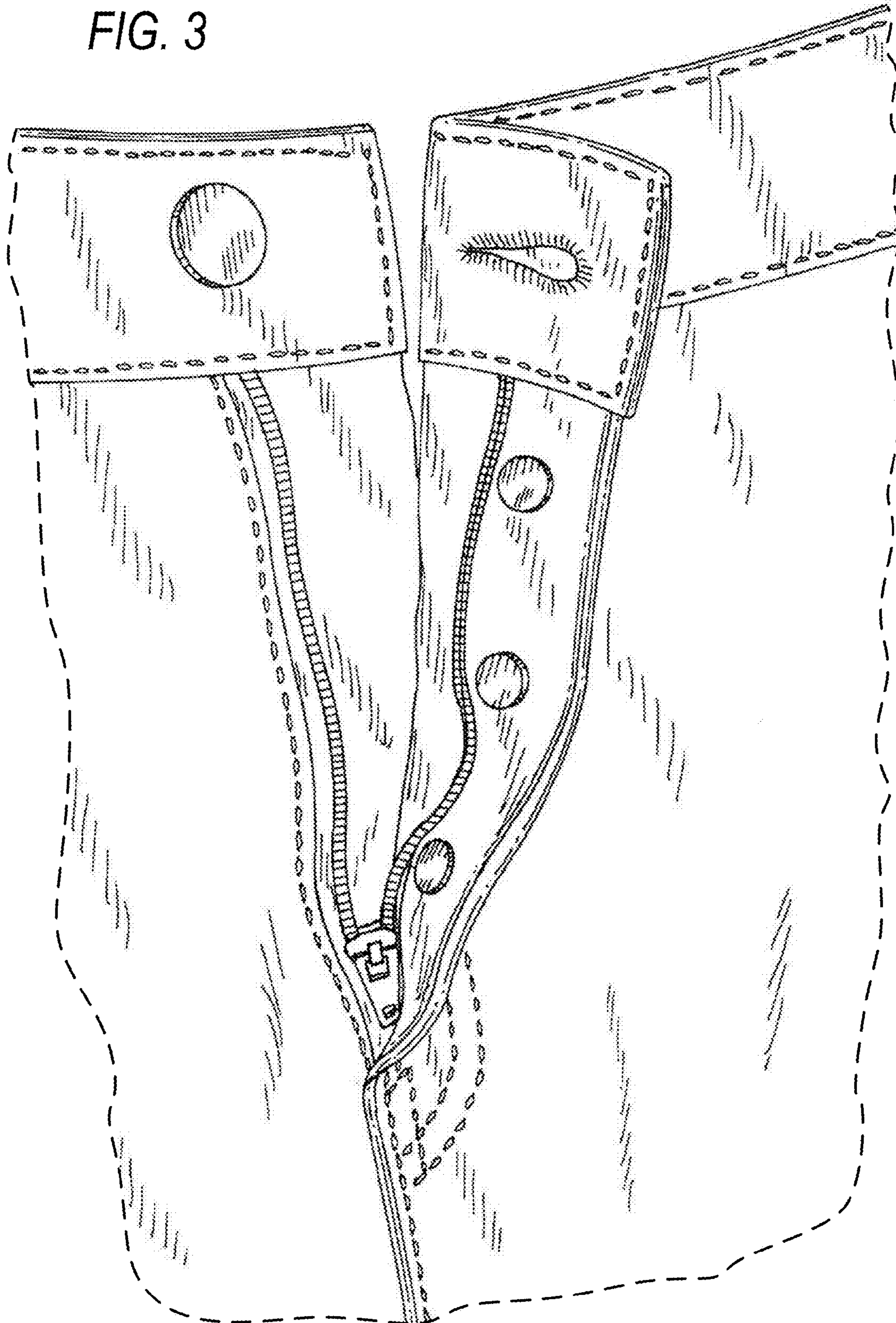




FIG. 4

