



US00D759320S

(12) **United States Design Patent**
Spice

(10) **Patent No.:** **US D759,320 S**

(45) **Date of Patent:** **** Jun. 14, 2016**

(54) **SUIT FOR AN ANIMAL**

(75) Inventor: **Matthew Spice**, Richmond (AU)

(73) Assignee: **HIDEZ PTY LIMITED**, South Windsor, NSW (AU)

(**) Term: **14 Years**

(21) Appl. No.: **29/427,064**

(22) Filed: **Jul. 13, 2012**

(30) **Foreign Application Priority Data**

Jan. 13, 2012 (AU) 10145/2012

(51) **LOC (10) Cl.** **30-01**

(52) **U.S. Cl.**
USPC **D30/145**

(58) **Field of Classification Search**
USPC D30/144, 145, 199; 54/79.1, 79.2, 79.3,
54/79.4; 119/673, 678, 650, 850
See application file for complete search history.

(56) **References Cited**

U.S. PATENT DOCUMENTS

1,772,827	A *	8/1930	Caster-Udell	54/79.1
2,003,435	A *	6/1935	Groff et al.	54/79.1
2,222,705	A *	11/1940	Conlon	54/79.1
2,408,575	A *	10/1946	Norvig	119/673
3,150,641	A *	9/1964	Kesh	119/678
D213,053	S *	12/1968	Church	D30/145
D246,070	S *	10/1977	Machos	D30/144
4,144,845	A *	3/1979	Sneider	119/678
6,024,055	A *	2/2000	Jesse et al.	119/850
7,637,087	B1 *	12/2009	Graham	54/79.2

7,975,656	B2 *	7/2011	Prill	119/850
2008/0264351	A1 *	10/2008	Williams	119/850
2010/0043724	A1 *	2/2010	Sherer	119/850
2010/0050959	A1	3/2010	McPeak-Young		

FOREIGN PATENT DOCUMENTS

AU	2010200358	A1	8/2010
GB	2468413	A	9/2010

OTHER PUBLICATIONS

Written Opinion of the International Searching Authority dated Apr. 20, 2012 corresponding to PCT/AU2012/000029, 7 pp.

* cited by examiner

Primary Examiner — Martie K Holtje

(74) *Attorney, Agent, or Firm* — Ohlandt, Greeley, Ruggiero & Perle, L.L.P.

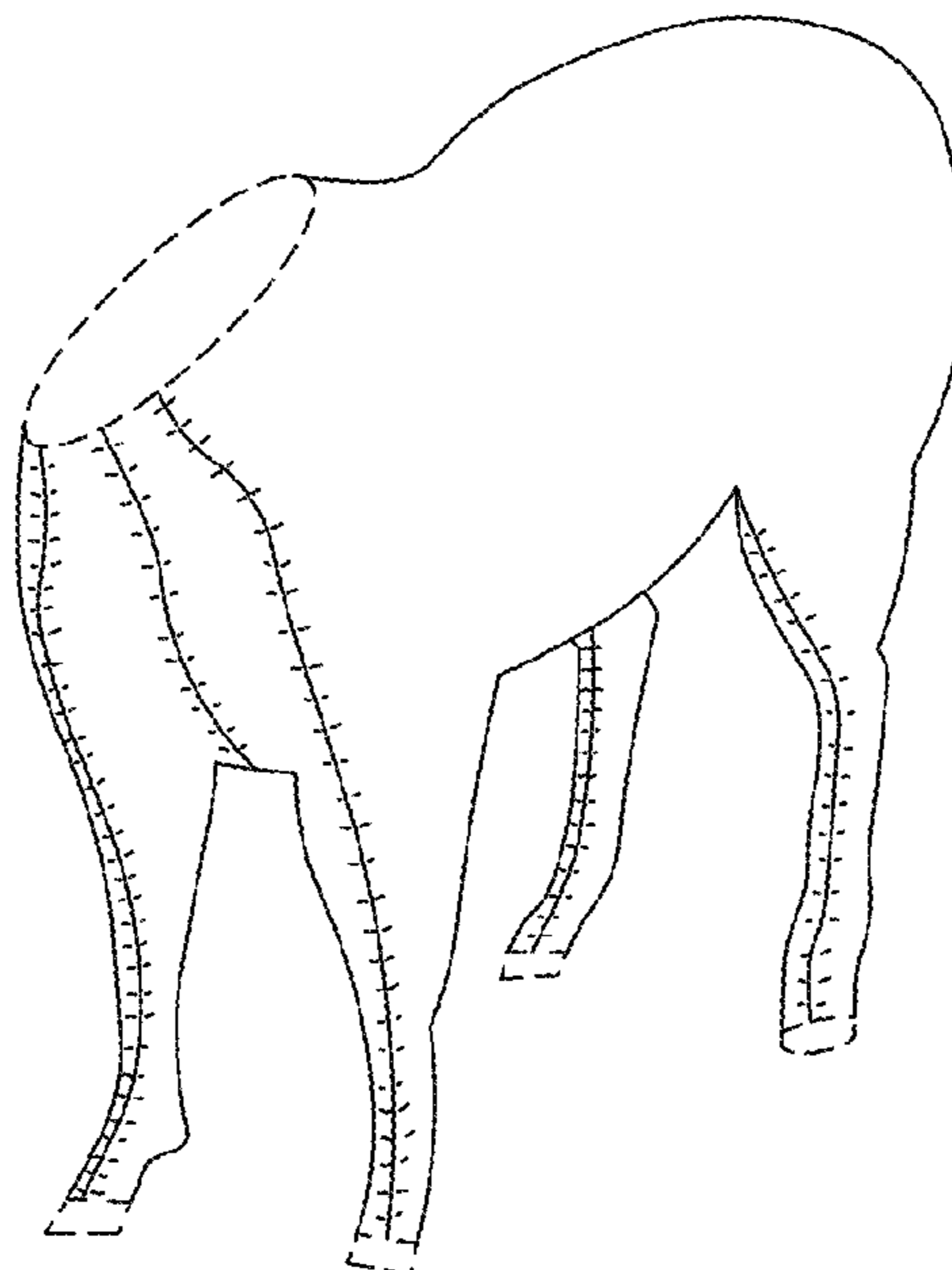
(57) **CLAIM**

The ornamental design for a suit for an animal, as shown and described.

DESCRIPTION

FIG. 1 is an elevated front perspective view of a suit for an animal showing my new design;
FIG. 2 is a front elevational view thereof;
FIG. 3 is a rear elevational view thereof; and,
FIG. 4 is a side elevational view thereof, drawn to a reduced scale with respect to FIGS. 1 through 3.
The structural features in FIGS. 1 through 4 and the horizontal fastening elements in FIGS. 1 and 2 have been shown in broken lines for the purpose of illustrating portions of the suit for an animal that form no part of the claimed design.

1 Claim, 2 Drawing Sheets



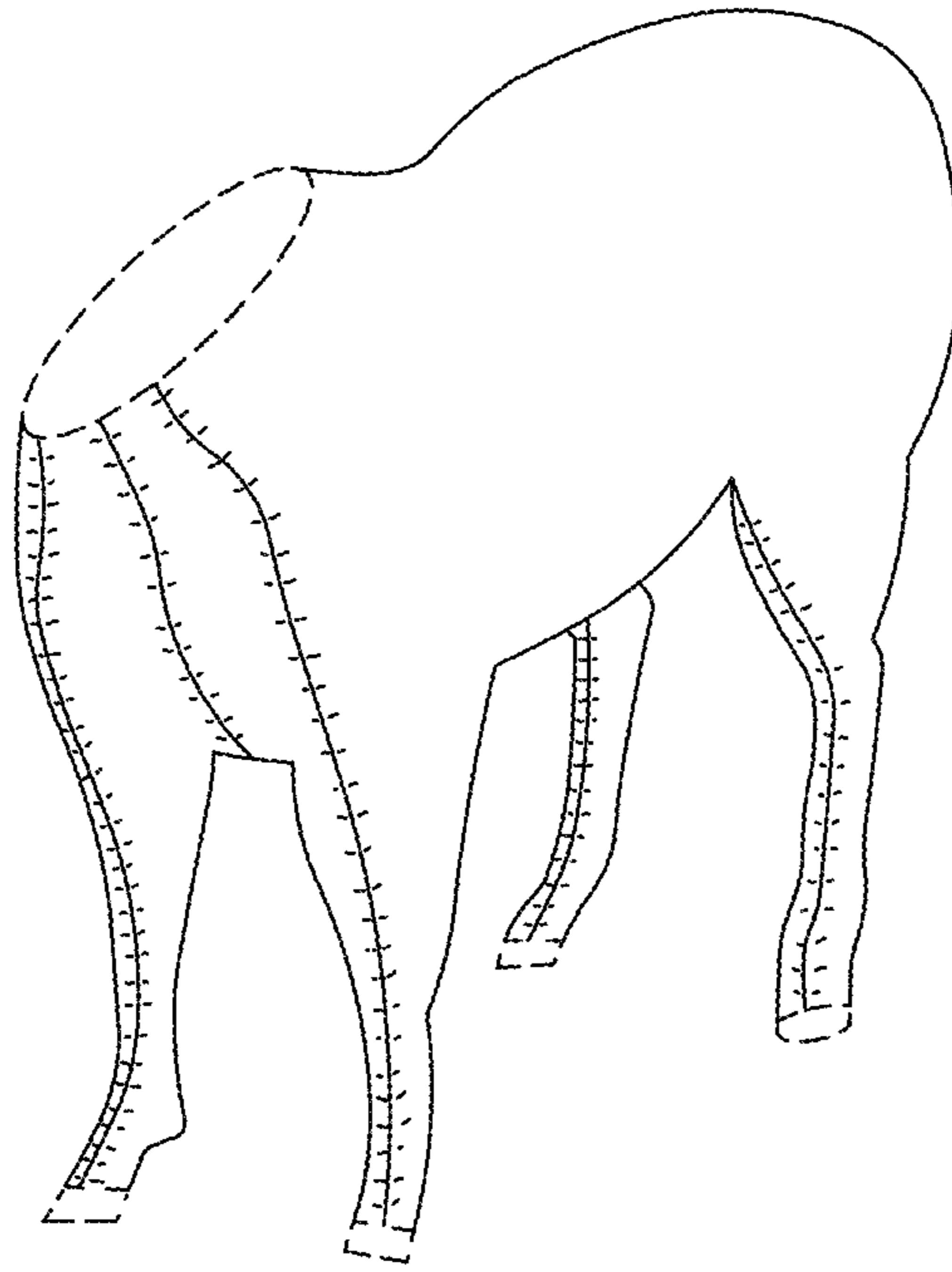


FIG. 1

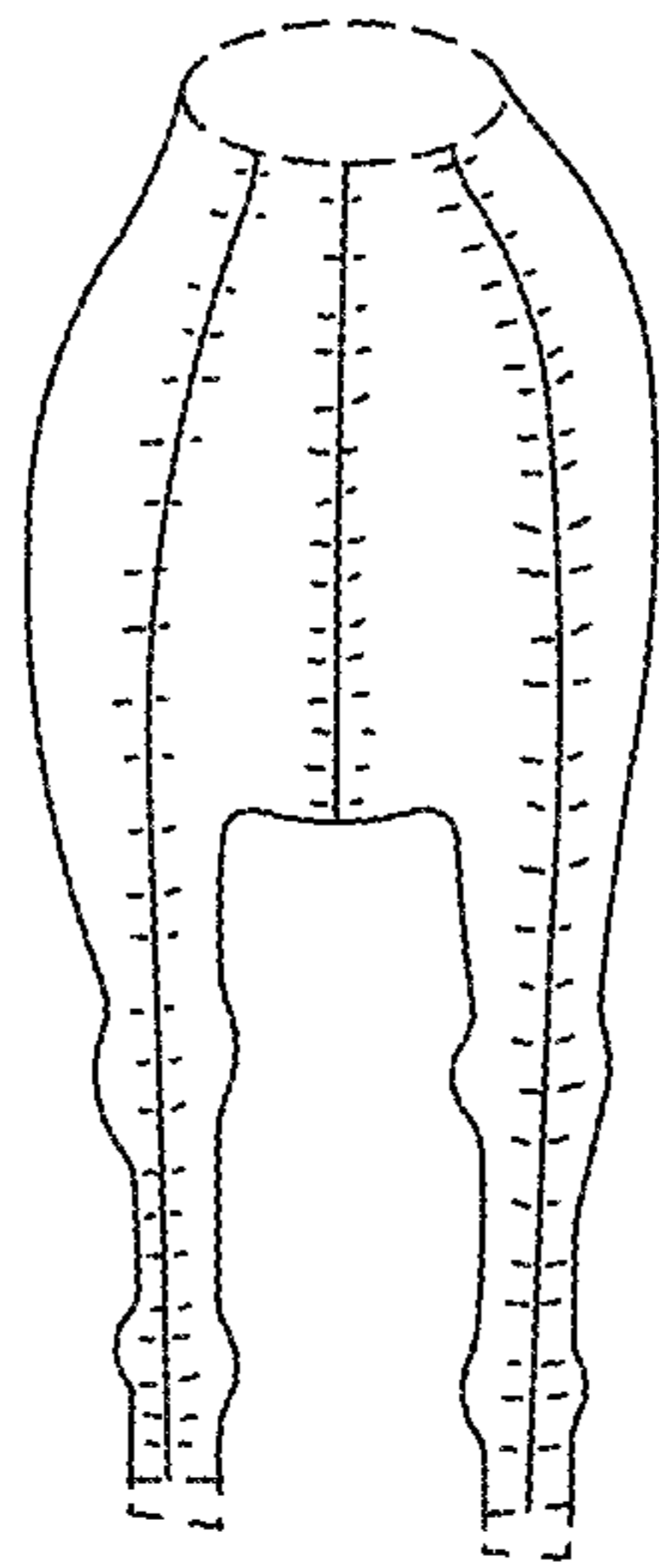


FIG. 2

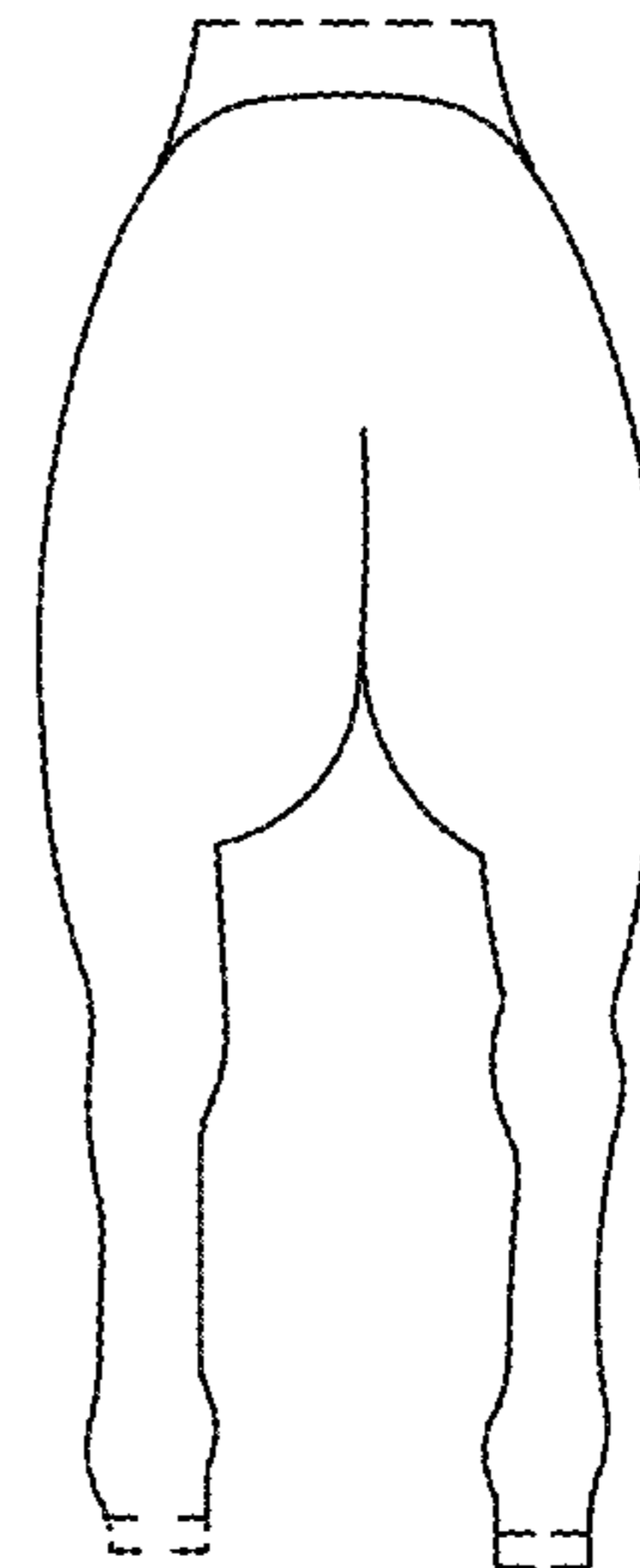


FIG. 3




FIG. 4