



US00D759310S

(12) **United States Design Patent**
Van Maanen

(10) **Patent No.:** **US D759,310 S**
(45) **Date of Patent:** **** Jun. 14, 2016**

(54) **HANDLE OF PRECISION TRIMMER**

(71) Applicant: **KONINKLIJKE PHILIPS N.V.**,
Eindhoven (NL)

(72) Inventor: **Suzette Van Maanen**, Utrecht (NL)

(73) Assignee: **KONINKLIJKE PHILIPS N.V.**,
Eindhoven (NL)

(**) Term: **14 Years**

(21) Appl. No.: **29/515,066**

(22) Filed: **Jan. 20, 2015**

(30) **Foreign Application Priority Data**

Jul. 23, 2014 (EM) 002507442-0001

(51) **LOC (10) Cl.** **28-03**

(52) **U.S. Cl.**
USPC **D28/54**

(58) **Field of Classification Search**
USPC D28/44.1, 49-54, 76, 85-90;
D4/100-102; D9/503-505, 529, 537,
D9/540, 543

CPC B26B 19/00; B26B 19/02-19/107;
B26B 21/10-21/12

See application file for complete search history.

(56) **References Cited**

U.S. PATENT DOCUMENTS

3,842,498 A * 10/1974 Mizobata B26B 19/28
30/216
D305,162 S * 12/1989 Mockovak D28/53
D388,543 S * 12/1997 Eguchi D28/53
D400,301 S * 10/1998 Wong D19/123
D400,303 S * 10/1998 Tanaka D28/49
D405,669 S * 2/1999 Suh D28/36
D421,319 S * 2/2000 Smith D28/35
6,067,714 A * 5/2000 Taylor B26B 19/148
30/29.5
D437,453 S * 2/2001 Pinchuk D28/44

6,272,752 B1 * 8/2001 Pino B26B 19/16
30/29.5
D447,602 S * 9/2001 Dumler D28/76
D455,229 S * 4/2002 Lau D28/50
D455,863 S * 4/2002 Lau D28/53
D457,984 S * 5/2002 Lau D28/53
D488,260 S * 4/2004 Khubani D28/53
D506,392 S * 6/2005 Dedancourt D28/85
D509,626 S * 9/2005 Yiu D28/54
D513,092 S * 12/2005 Ajootian D28/53
D566,337 S * 4/2008 Althoff D28/76
D574,731 S * 8/2008 Py D9/521
D674,145 S * 1/2013 Ino D28/51
D674,558 S * 1/2013 Ino D28/53
D674,559 S * 1/2013 Ino D28/54
D675,378 S * 1/2013 Boulanger D28/46
D696,460 S * 12/2013 Prat-Pfister D28/53
D696,461 S * 12/2013 Prat-Pfister D28/53
D728,159 S * 4/2015 Szymanski D28/49
D728,160 S * 4/2015 Szymanski D28/49

OTHER PUBLICATIONS

Google image search—"Philips precision trimmer" dated restricted to before 2012.*

* cited by examiner

Primary Examiner — Jennifer Rivard


(57) **CLAIM**

The ornamental design for a handle of precision trimmer, as shown.

DESCRIPTION

FIG. 1 is a perspective view showing my design;
FIG. 2 is a front elevational view thereof;
FIG. 3 is a rear elevational view thereof;
FIG. 4 is a right side elevational view thereof;
FIG. 5 is a left side elevational view thereof;
FIG. 6 is a top plan view thereof; and,
FIG. 7 is a bottom plan view thereof.
The broken lines illustrate a portion of the handle and form no part of the claimed design.

1 Claim, 3 Drawing Sheets






FIG. 1




FIG. 2




FIG. 3

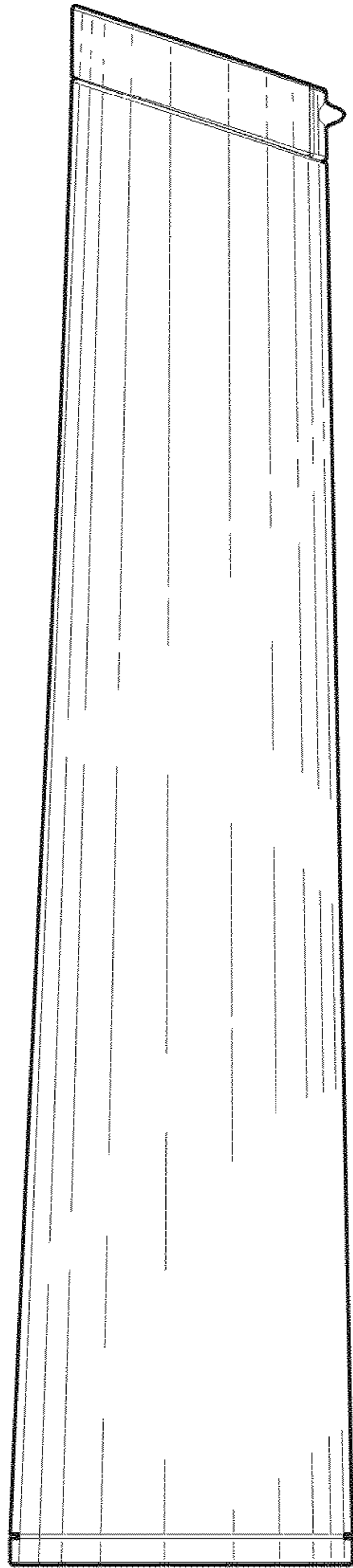


FIG. 4




FIG. 5

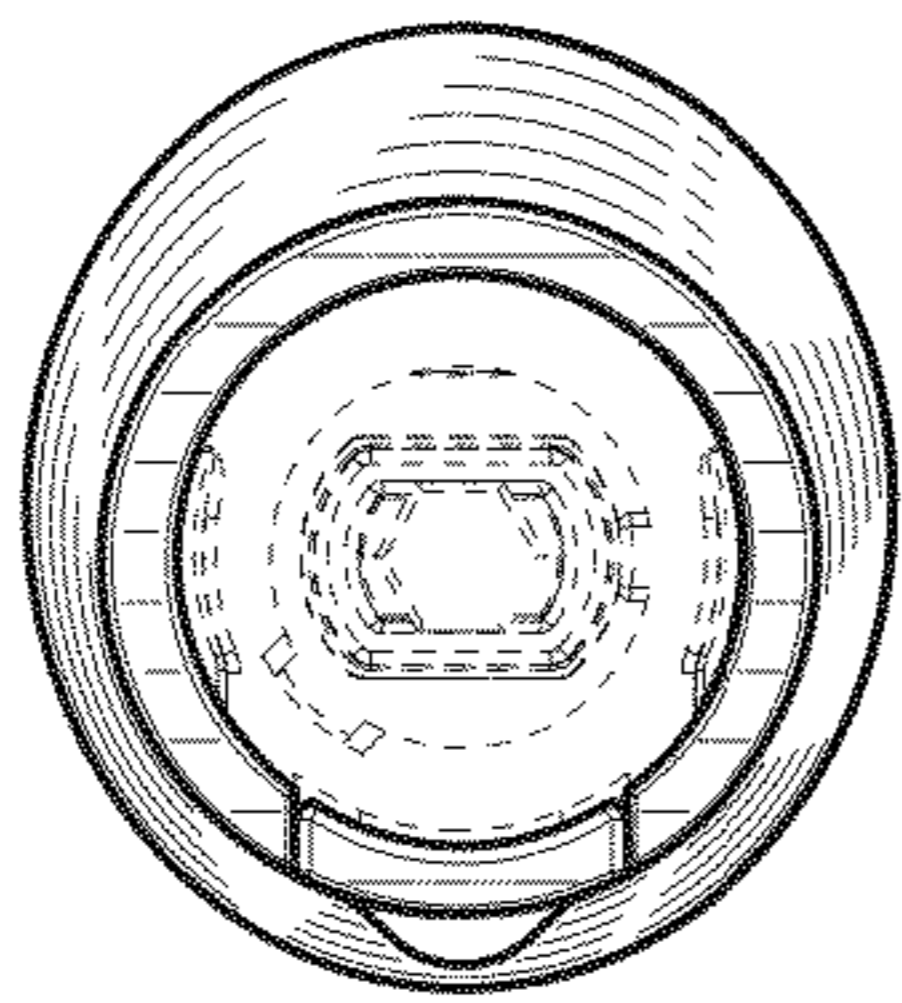


FIG. 6

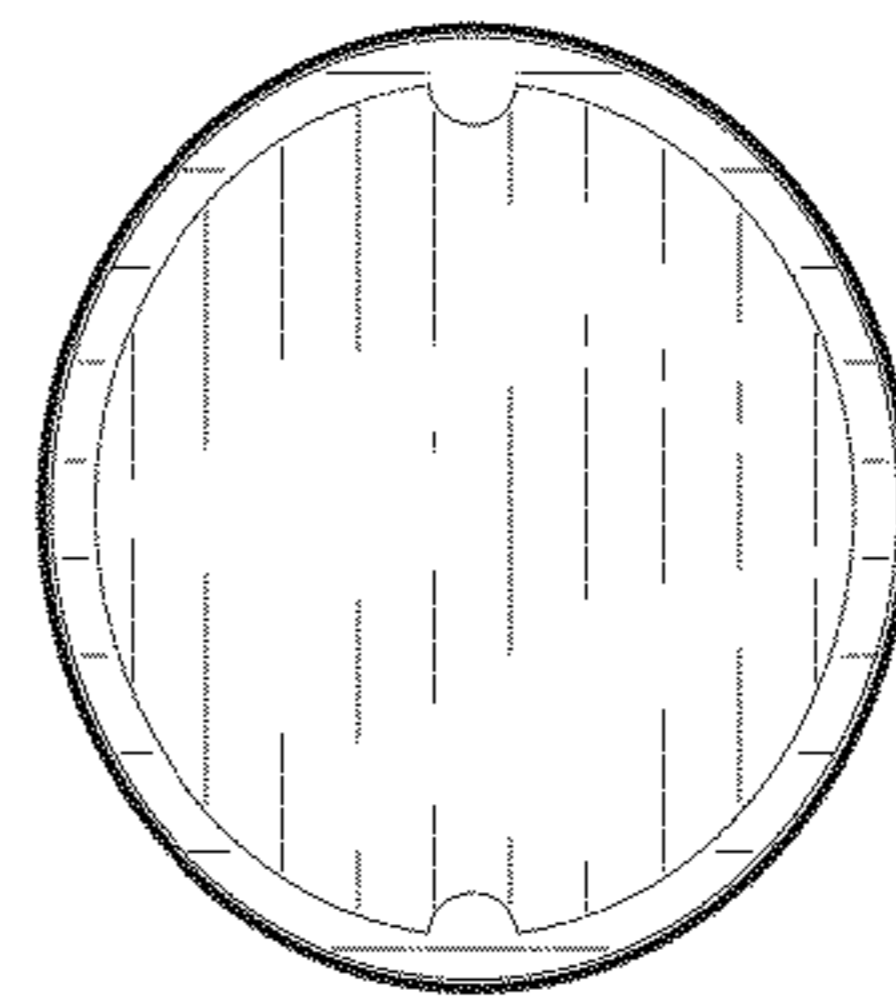


FIG. 7