



US00D759308S

(12) **United States Design Patent**
Reuter et al.

(10) **Patent No.:** **US D759,308 S**
(45) **Date of Patent:** **** *Jun. 14, 2016**

(54) **HAIR CUTTING MACHINE**

(71) Applicant: **WAHL GMBH**, Unterkirnach (DE)

(72) Inventors: **Frank Reuter**, St. Georgen (DE);
Tobias Hauser, Koenigsfeld (DE);
Bastian Schultes, Delft (NL)

(73) Assignee: **Wahl GmbH**, Unterkirnach (DE)

(*) Notice: This patent is subject to a terminal disclaimer.

(**) Term: **14 Years**

(21) Appl. No.: **29/497,924**

(22) Filed: **Jul. 30, 2014**

(30) **Foreign Application Priority Data**

Feb. 20, 2014 (EM) 002409284

(51) **LOC (10) Cl.** **28-03**

(52) **U.S. Cl.**
USPC **D28/53**

(58) **Field of Classification Search**
USPC D28/44, 49-54
CPC B26B 19/00-19/107; B26B 19/12-19/22;
B26B 19/28-19/36; B26B 19/3806-19/3826;
B26B 19/384; B26B 19/3846; B26B
19/3853-19/3866; B26B 19/3886; B26B
19/42; B26B 19/38

See application file for complete search history.

(56) **References Cited**

U.S. PATENT DOCUMENTS

D573,756	S	*	7/2008	Nielsen	D28/53
D586,955	S	*	2/2009	Eigenstetter	D28/53
D604,907	S	*	11/2009	Emminger	D28/53
D606,259	S	*	12/2009	Emminger	D28/53
D655,862	S	*	3/2012	Scheunert	D28/53
D675,781	S	*	2/2013	Whittaker	D28/53
D681,276	S	*	4/2013	Colle	D28/53
D720,888	S	*	1/2015	Colle	D28/53
D721,205	S	*	1/2015	Colle	D28/53
2012/0233865	A1	*	9/2012	Kammer	B26B 19/3846 30/201

* cited by examiner

Primary Examiner — Jennifer Rivard

(74) *Attorney, Agent, or Firm* — Muirhead and Saturnelli, LLC

(57) **CLAIM**

The ornamental design for a hair cutting machine, as shown and described.

DESCRIPTION

FIG. 1 is a perspective view showing a new design for a hair cutting machine.

FIG. 2 is a front elevational view thereof.

FIG. 3 is a back elevational view thereof.

FIG. 4 is a right side elevational view thereof.

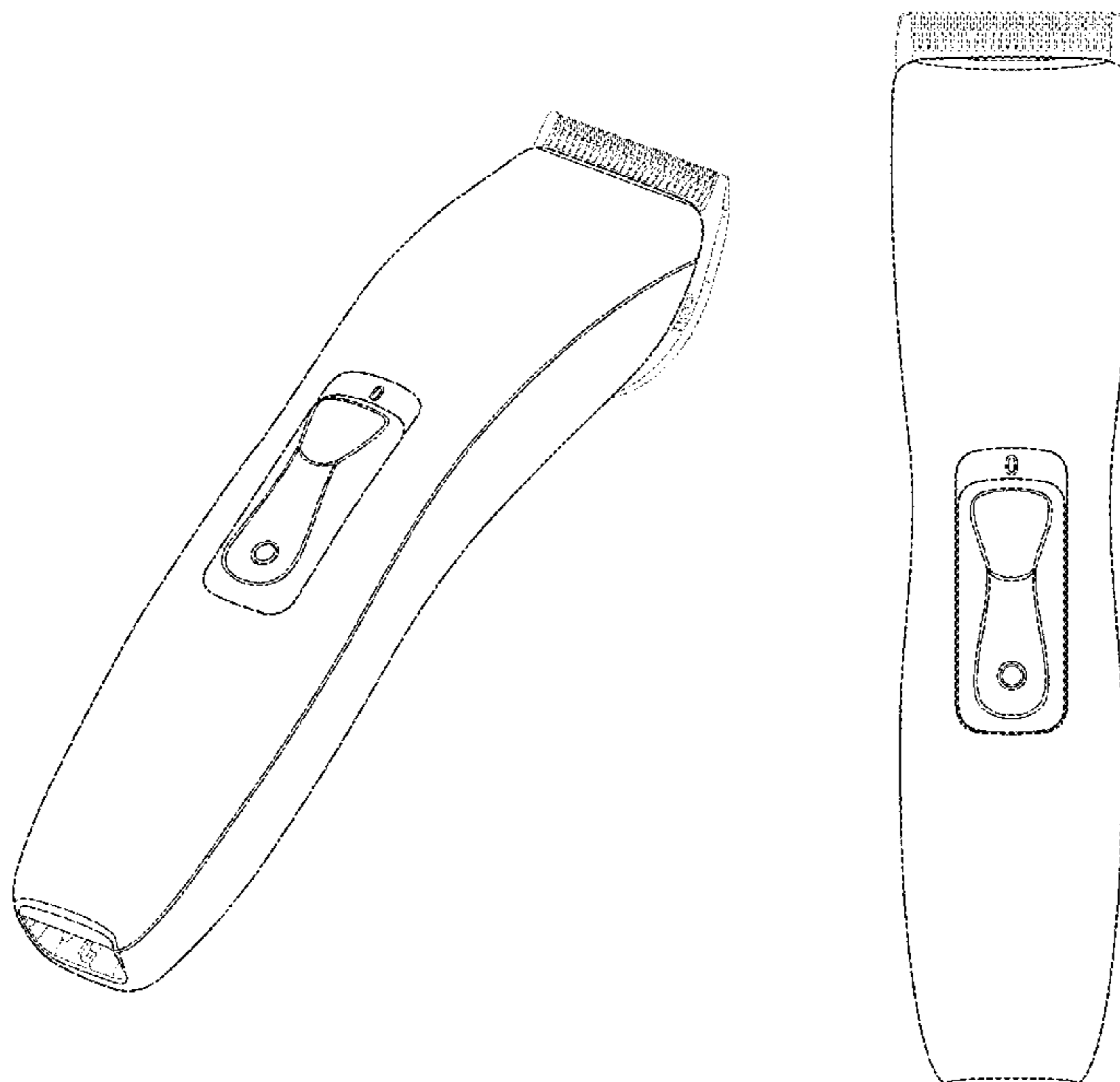
FIG. 5 is a left side elevational view thereof.

FIG. 6 is a top plan view thereof; and,

FIG. 7 is a bottom plan view thereof.

The broken lines shown in the drawings illustrate portions of the hair cutting machine and form no part of the claimed design.

1 Claim, 7 Drawing Sheets



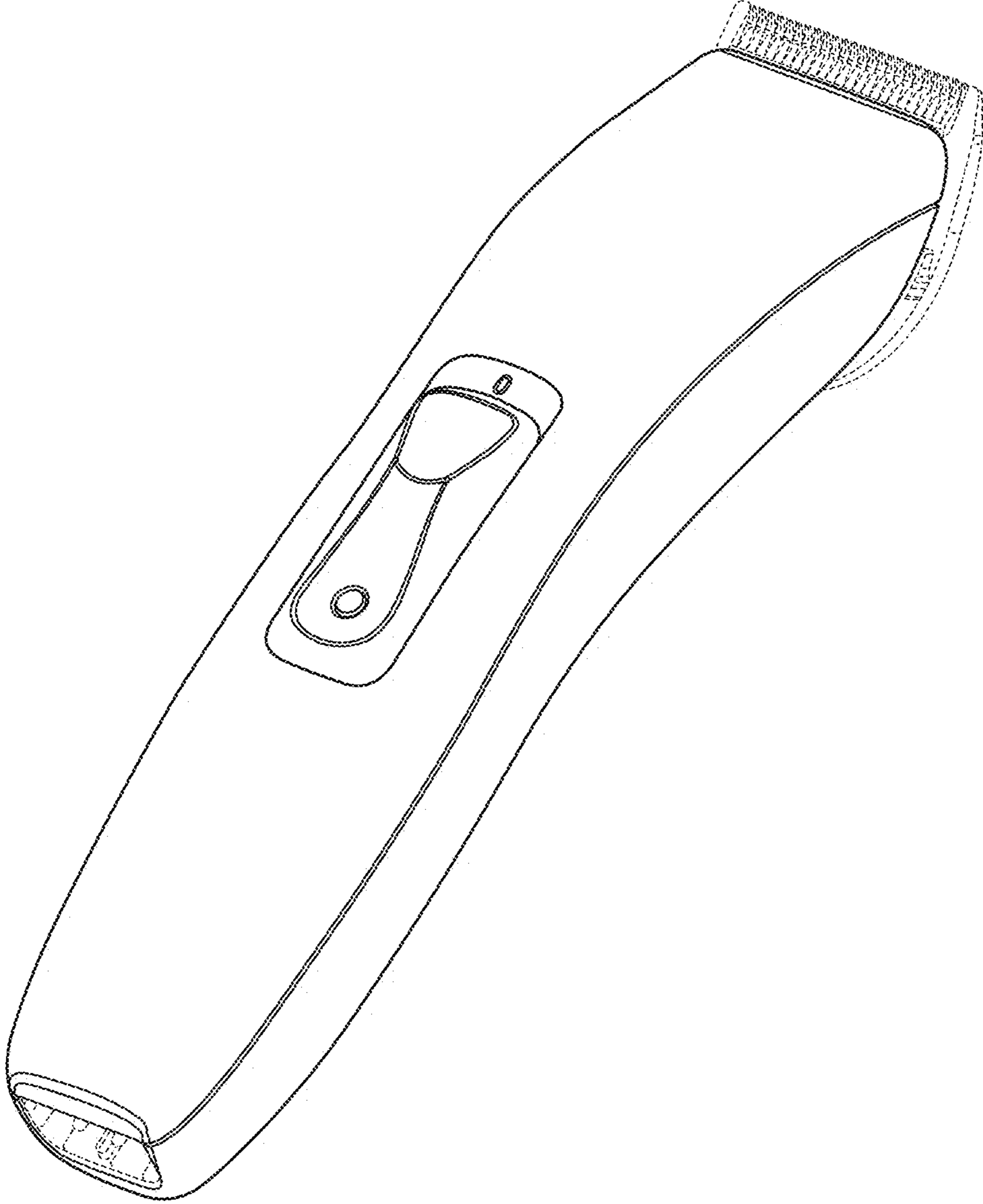


FIG. 1

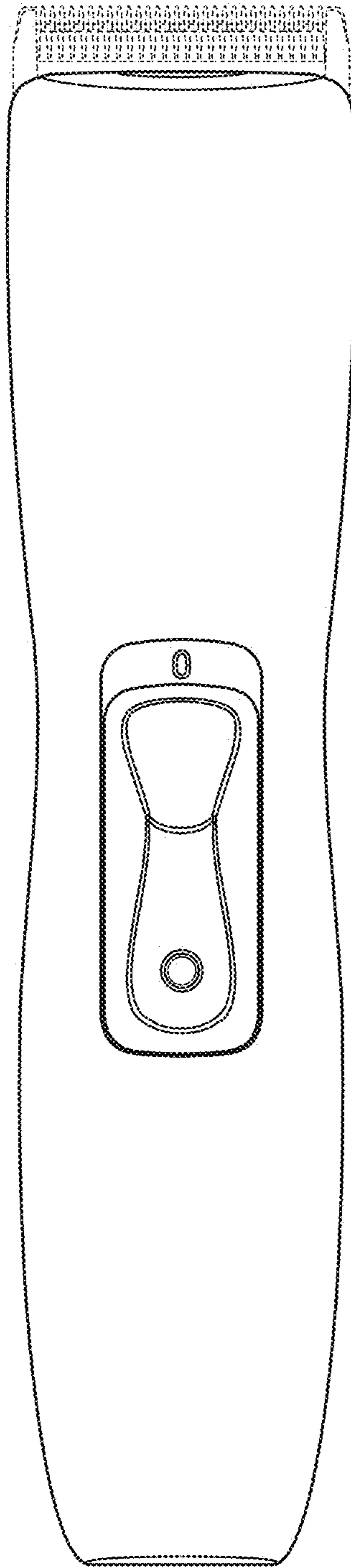


FIG. 2

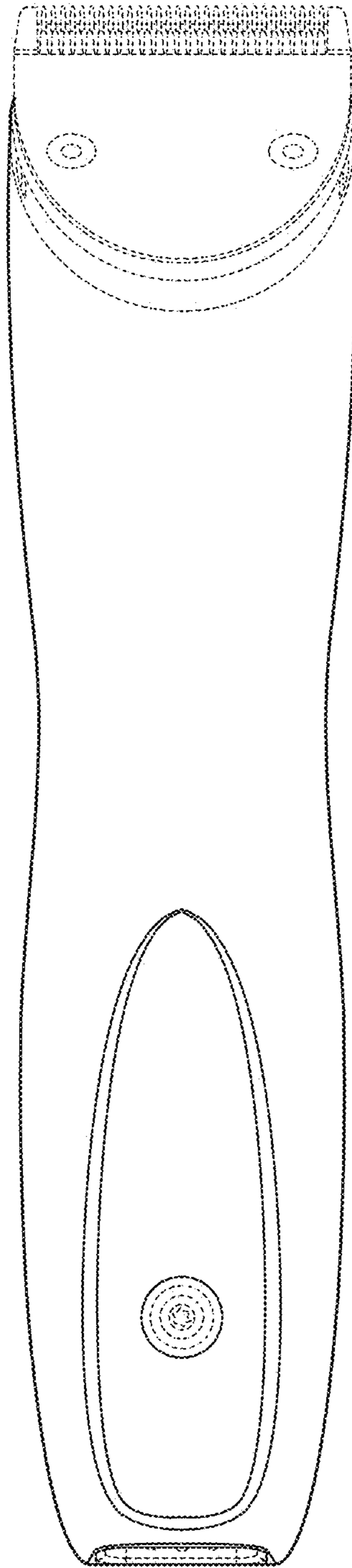


FIG. 3

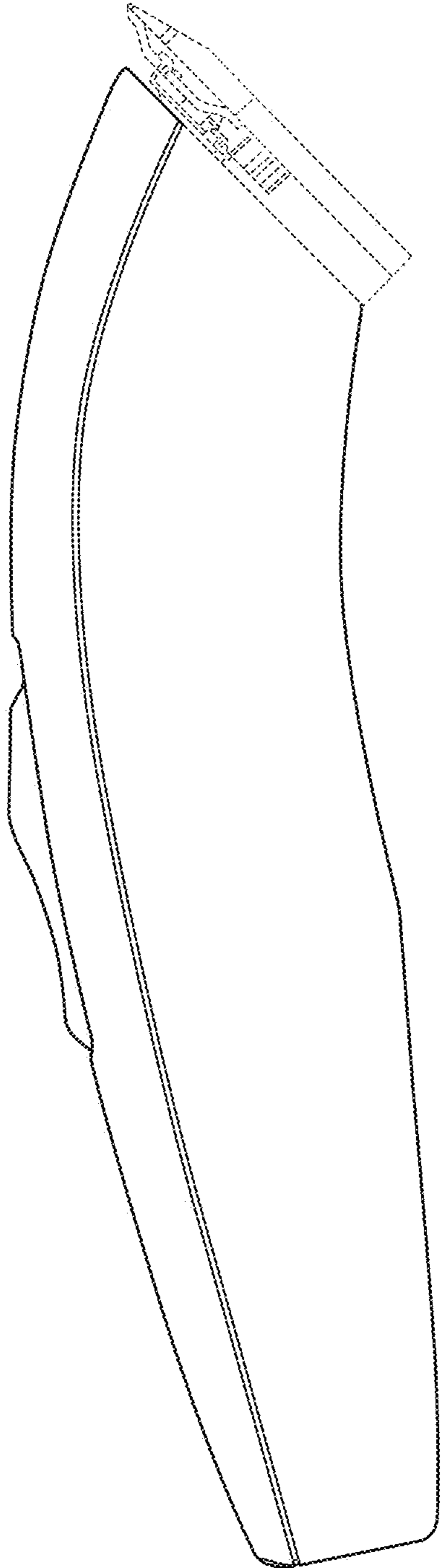


FIG. 4

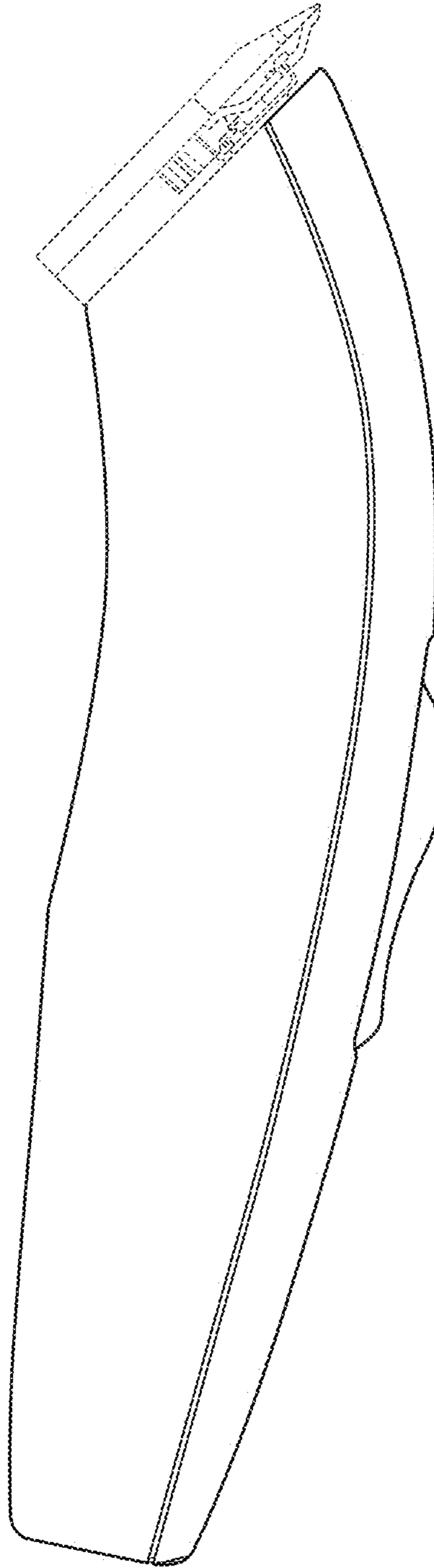


FIG. 5

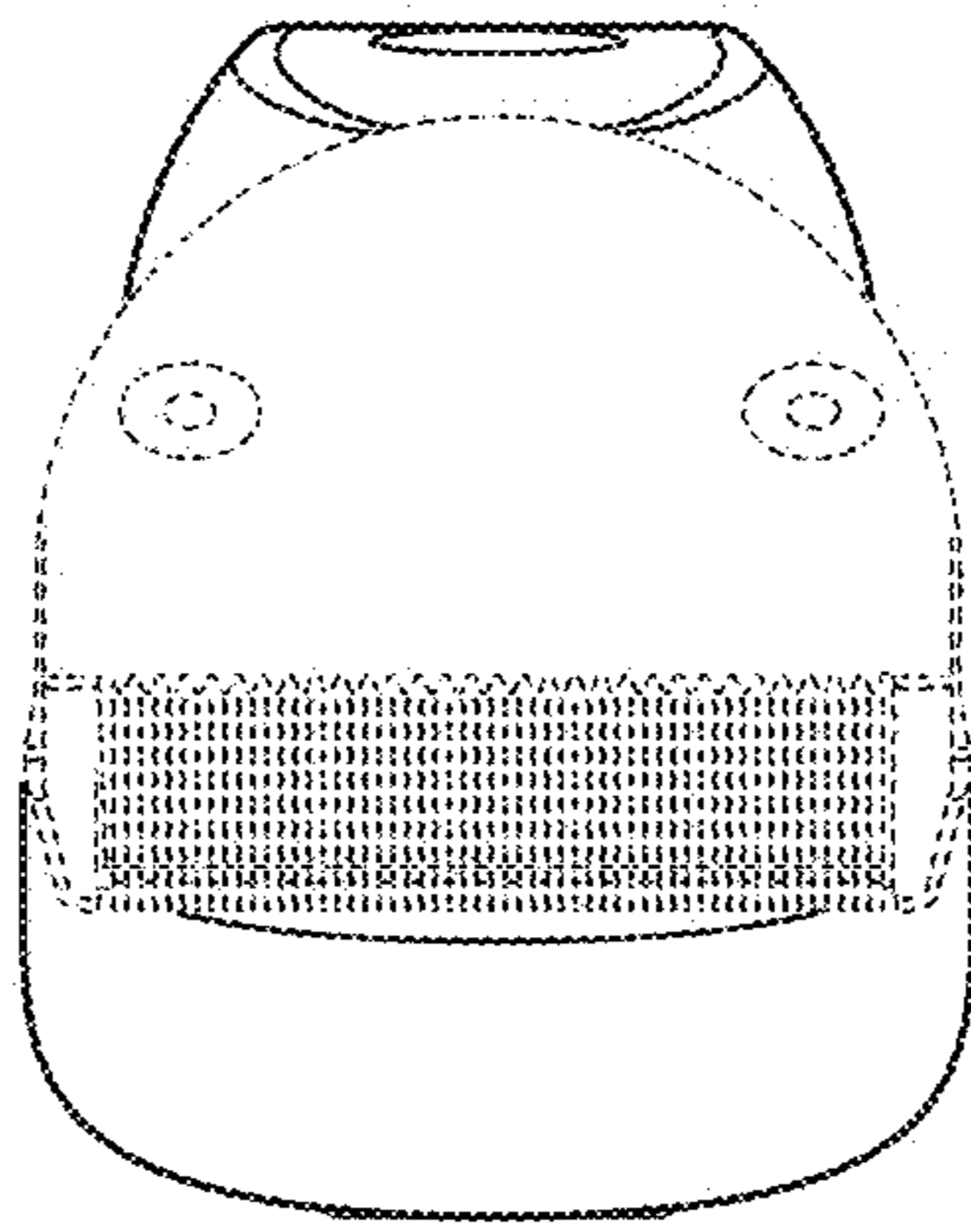


FIG. 6

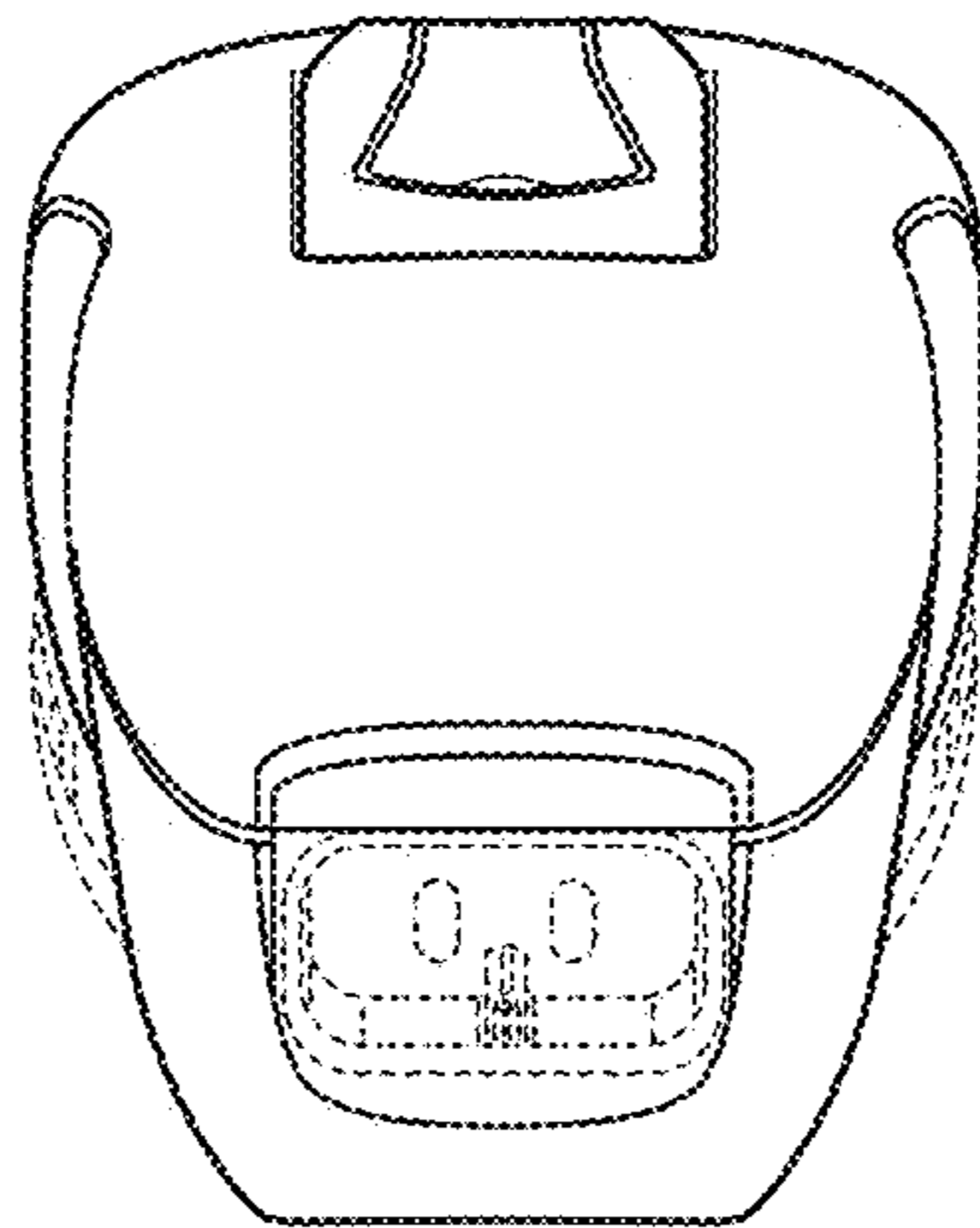


FIG. 7