



US00D759286S

(12) **United States Design Patent**
Chen

(10) **Patent No.:** **US D759,286 S**
(45) **Date of Patent:** **** Jun. 14, 2016**

(54) **LIGHT FIXTURE INCLUDING NON-OPAQUE LIGHT COVER**

(71) Applicant: **Honesty Lighting, Inc.**, New Taipei (TW)

(72) Inventor: **Paul Chen**, New Taipei (TW)

(73) Assignee: **Honesty Lighting, Inc.**, New Taipei (TW)

(**) Term: **14 Years**

(21) Appl. No.: **29/523,497**

(22) Filed: **Apr. 10, 2015**

Related U.S. Application Data

(62) Division of application No. 29/477,508, filed on Dec. 23, 2013, now Pat. No. Des. 730,570.

(51) **LOC (10) Cl.** **26-03**

(52) **U.S. Cl.**
USPC **D26/89**

(58) **Field of Classification Search**
USPC D26/28, 72, 85, 89, 128, 135; 362/147, 362/287, 373, 453-456
CPC F21S 8/03; F21S 8/033; F21S 8/04; F21S 8/043; F21V 3/0418; F21V 3/0427; F21V 3/0436; F21V 4/0445; F21V 4/049; F21V 21/02; F21V 21/03; F21V 29/506; F21V 5/045

See application file for complete search history.

(56) **References Cited**

U.S. PATENT DOCUMENTS

D4,295 S 8/1870 Letchworth
D38,747 S 8/1907 Johnson
1,505,559 A 8/1924 Grant
1,508,184 A 9/1924 Harrison

D77,320 S 12/1928 Kopp
D120,767 S 5/1940 Williams
D169,972 S 7/1953 Glatthar et al.
D170,084 S 7/1953 Glatthar et al.
D232,376 S 8/1974 Yahraus et al.
4,071,749 A 1/1978 Balogh
D249,291 S 9/1978 Pemberton
D263,761 S 4/1982 Glassman
4,827,386 A 5/1989 Mackiewicz
D301,628 S 6/1989 Fuller
D309,956 S 8/1990 Sikora et al.
5,174,648 A 12/1992 Clary et al.
D343,251 S 1/1994 Fouke et al.
D352,797 S 11/1994 Mehaffey
D375,379 S 11/1996 DiCola et al.

(Continued)

OTHER PUBLICATIONS

Plizzy 4-light flushmount wall sconce shown on p. 144 of the Eurofase Illuminations Catalog #MKT-CAT-EF09. (2 pages, including rear cover of catalog.)

Primary Examiner — Clare E Heflin

(74) *Attorney, Agent, or Firm* — Senniger Powers LLP

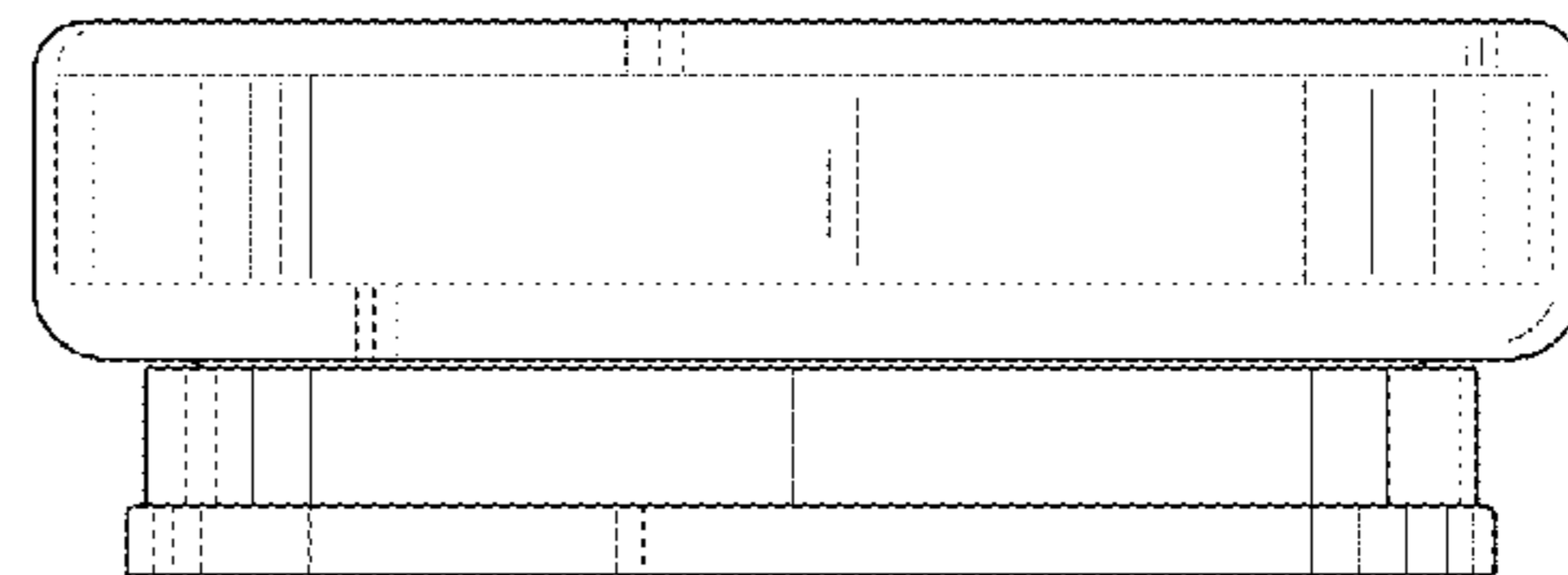
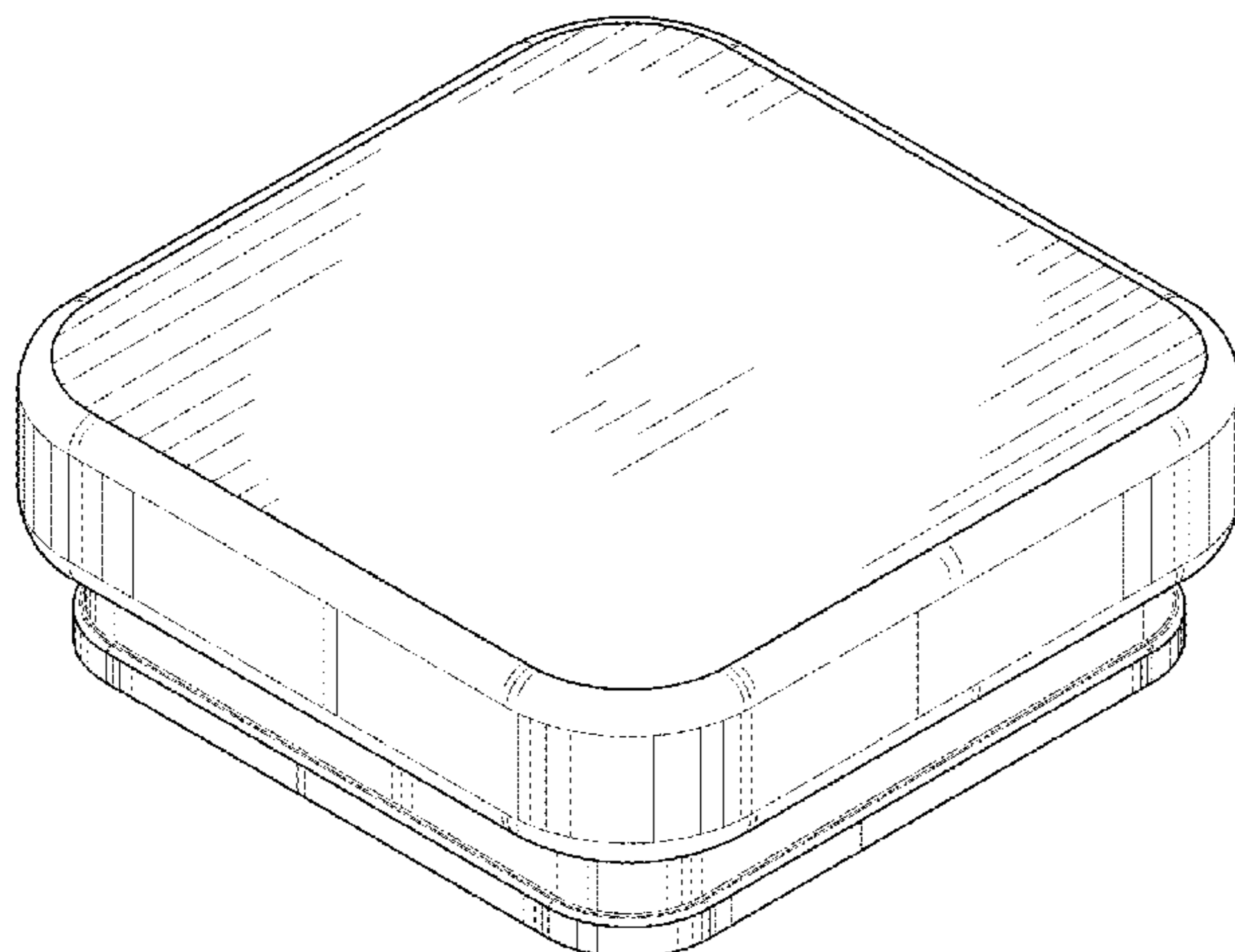
(57) **CLAIM**

The ornamental design for a light fixture including a non-opaque light cover, as shown and described.

DESCRIPTION

FIG. 1 is a perspective view of a light fixture including non-opaque light cover showing the new design; FIG. 2 is a front elevational view of the light fixture, the back, left, and right elevational views being identical to the front elevational view; FIG. 3 is a top plan view of the light fixture; and, FIG. 4 is a bottom plan view of the light fixture, openings in a bottom of the light fixture body being shown in broken lines. The broken lines shown on the drawings depict portions of the light fixture that form no part of the claimed design.

1 Claim, 4 Drawing Sheets



(56)

References Cited

U.S. PATENT DOCUMENTS

D376,220 S	12/1996	Pearce et al.	D629,146 S	12/2010	van den Akker	
5,662,407 A	9/1997	Fischer et al.	D633,644 S	3/2011	Sprengers	
D405,207 S	2/1999	Mora	D634,055 S	3/2011	Hokazono et al.	
D427,713 S	7/2000	Dolan	D641,517 S	7/2011	Sprengers	
D444,903 S	7/2001	Wang	D655,853 S	3/2012	Kim et al.	
D456,931 S	5/2002	Shimada	D656,654 S	3/2012	Wauters	
6,394,628 B1	5/2002	Wang	D656,655 S	3/2012	Wauters	
D477,104 S	7/2003	Wang	D668,375 S	10/2012	Daniels	
D496,487 S	9/2004	Rhee	D669,624 S	10/2012	Daniels	
D499,505 S	12/2004	Benensohn	D671,259 S	11/2012	Chen	
D505,721 S	5/2005	Pickett	D696,451 S	12/2013	Chen	
D509,617 S	9/2005	Benghozi	D730,570 S *	5/2015	Chen	D26/128
D533,292 S	12/2006	Hidalgo	D731,111 S *	6/2015	Chen	D26/128
D608,044 S	1/2010	Pickett	D742,056 S *	10/2015	Yang	D26/134
			D747,534 S *	1/2016	Guercio	D26/89
			D748,316 S *	1/2016	Sakurai	D26/89

* cited by examiner

FIG. 1

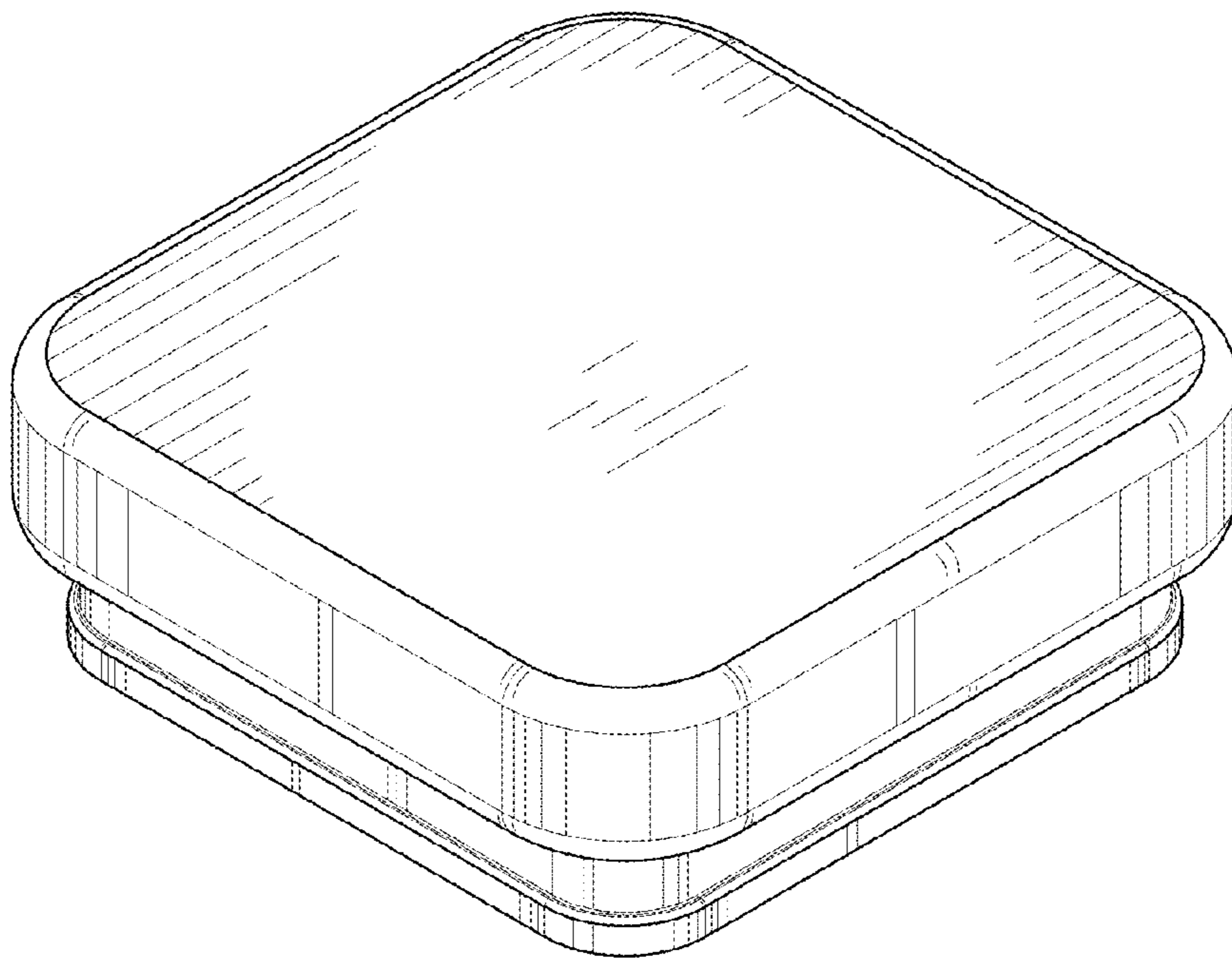


FIG. 2




FIG. 3

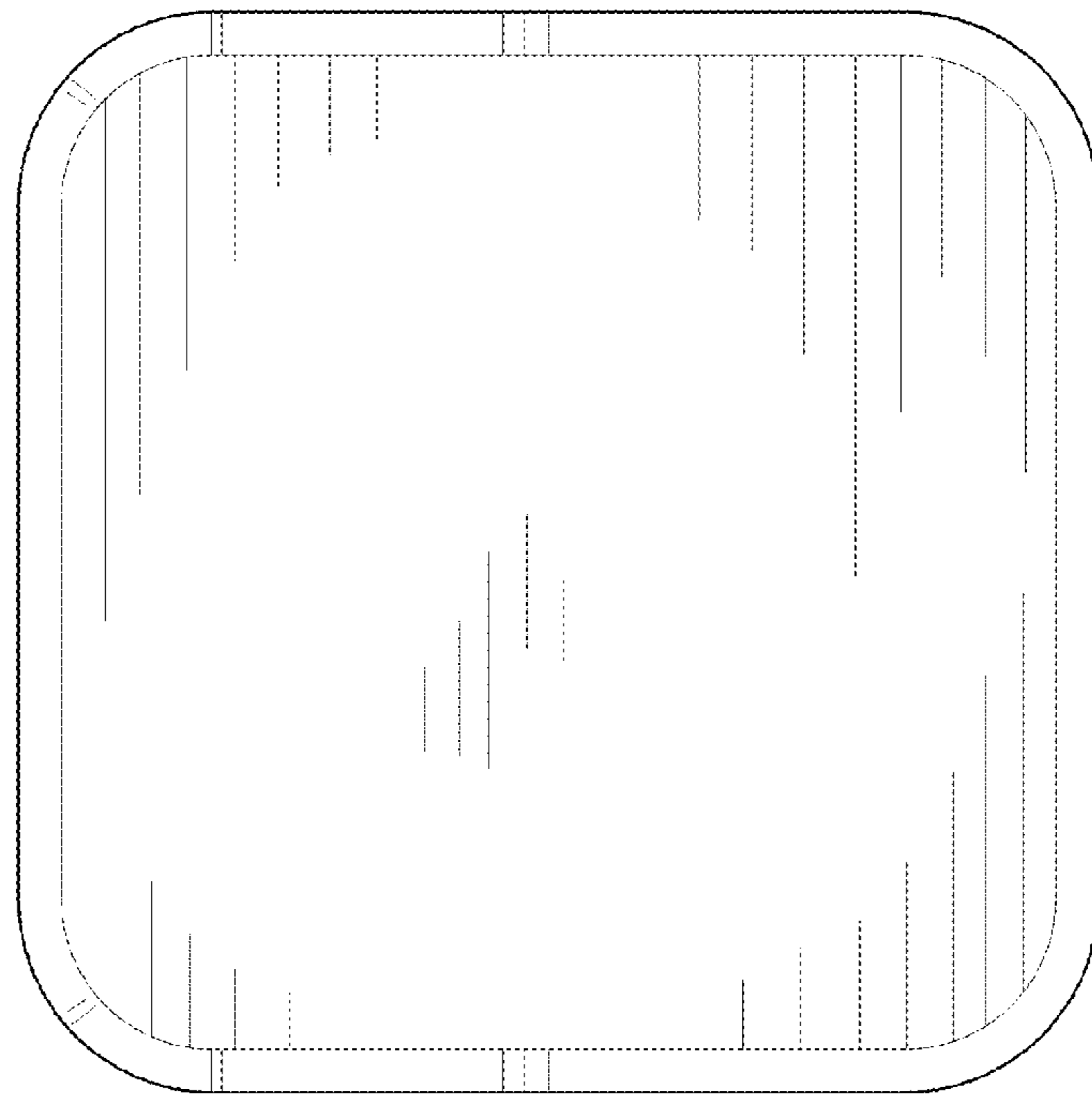


FIG. 4

