



US00D759277S

(12) **United States Design Patent**  
**Nishimoto et al.**

(10) **Patent No.:** **US D759,277 S**  
(45) **Date of Patent:** **\*\* Jun. 14, 2016**

(54) **REAR COMBINATION LAMP FOR A MOTOR SCOOTER**

(71) Applicant: **HONDA MOTOR CO., LTD.**, Tokyo (JP)

(72) Inventors: **Taro Nishimoto**, Wako (JP); **Genichi Kito**, Wako (JP); **Daisuke Kuriki**, Wako (JP); **Eiji Ashihara**, Tokyo (JP)

(73) Assignee: **HONDA MOTOR CO., LTD.**, Tokyo (JP)

(\*\*) Term: **14 Years**

(21) Appl. No.: **29/519,230**

(22) Filed: **Mar. 3, 2015**

(30) **Foreign Application Priority Data**

Sep. 9, 2014 (JP) ..... 2014-019989

(51) **LOC (10) Cl.** ..... **26-06**

(52) **U.S. Cl.**  
USPC ..... **D26/28**

(58) **Field of Classification Search**  
USPC ..... D26/28-36; 362/459-468, 475-478, 362/485-487, 61, 80-83, 267  
CPC ..... F21S 48/00; F21S 48/10; F21S 48/115; F21S 48/225; F21S 48/1233; F21S 48/1266; F21S 48/1388; F21S 48/2268; F21V 21/04  
See application file for complete search history.

(56) **References Cited**

U.S. PATENT DOCUMENTS

D552,274 S *	10/2007	Tanaka	.....	D26/28
D568,501 S *	5/2008	Nakazawa	.....	D26/28
D569,015 S *	5/2008	Tsukui	.....	D26/28
D573,734 S *	7/2008	Watanabe	.....	D26/28
D617,020 S *	6/2010	Ishiguri	.....	D26/28

\* cited by examiner

*Primary Examiner* — Marcus Jackson

(74) *Attorney, Agent, or Firm* — Birch, Stewart, Kolasch & Birch, LP

(57) **CLAIM**

The ornamental design for a rear combination lamp for a motor scooter, as shown and described.

**DESCRIPTION**

FIG. 1 is a perspective view from the front side of a rear combination lamp for a motor scooter.  
FIG. 2 is a perspective view from the front side thereof.  
FIG. 3 is a front elevation view thereof.  
FIG. 4 is a right side elevation view thereof.  
FIG. 5 is a top plan view thereof; and,  
FIG. 6 is a bottom plan view thereof.  
The broken lines shown in the drawings illustrate portions of the rear combination lamp for a motor scooter that form no part of claimed design.

**1 Claim, 6 Drawing Sheets**

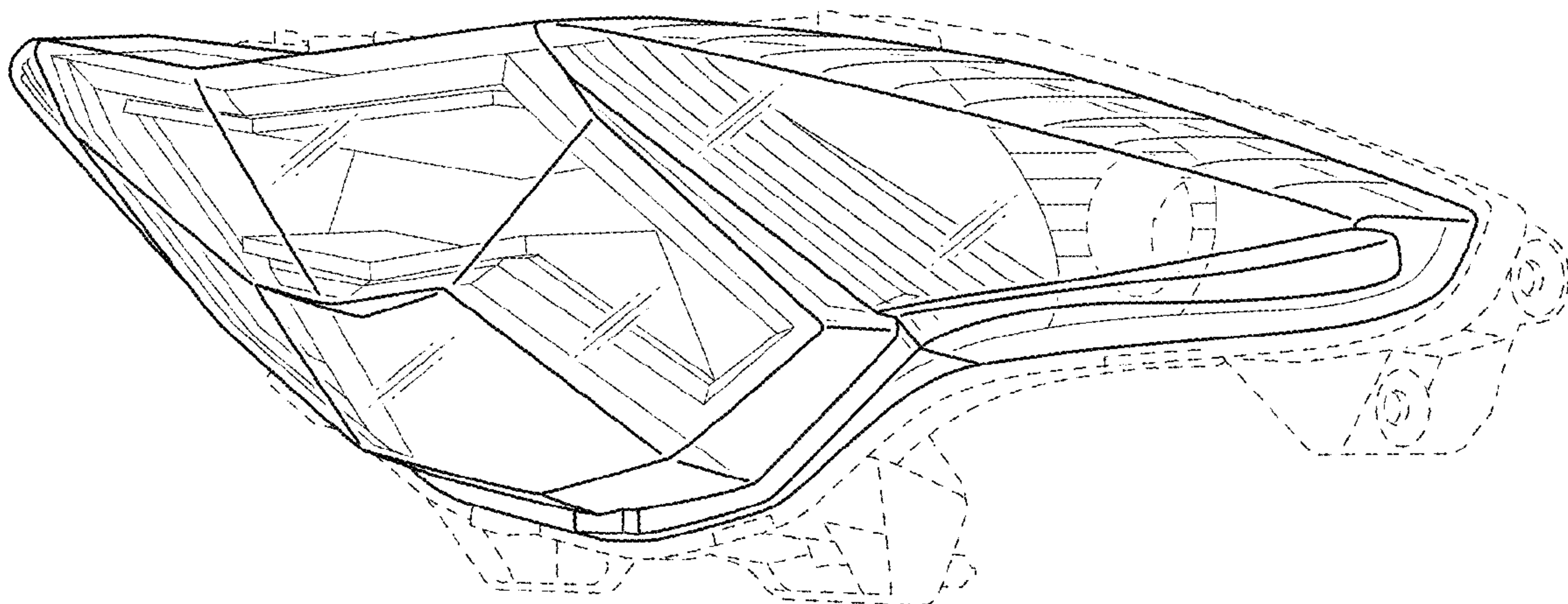


FIG. 1

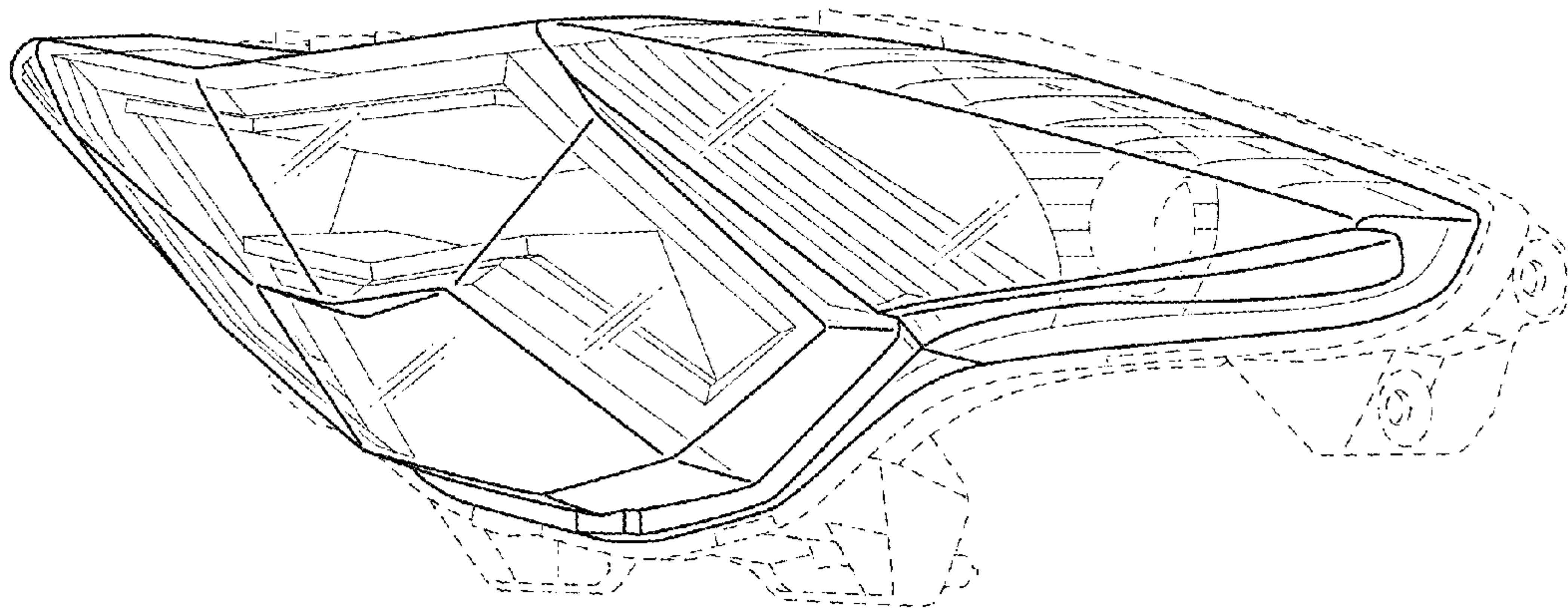


FIG. 2

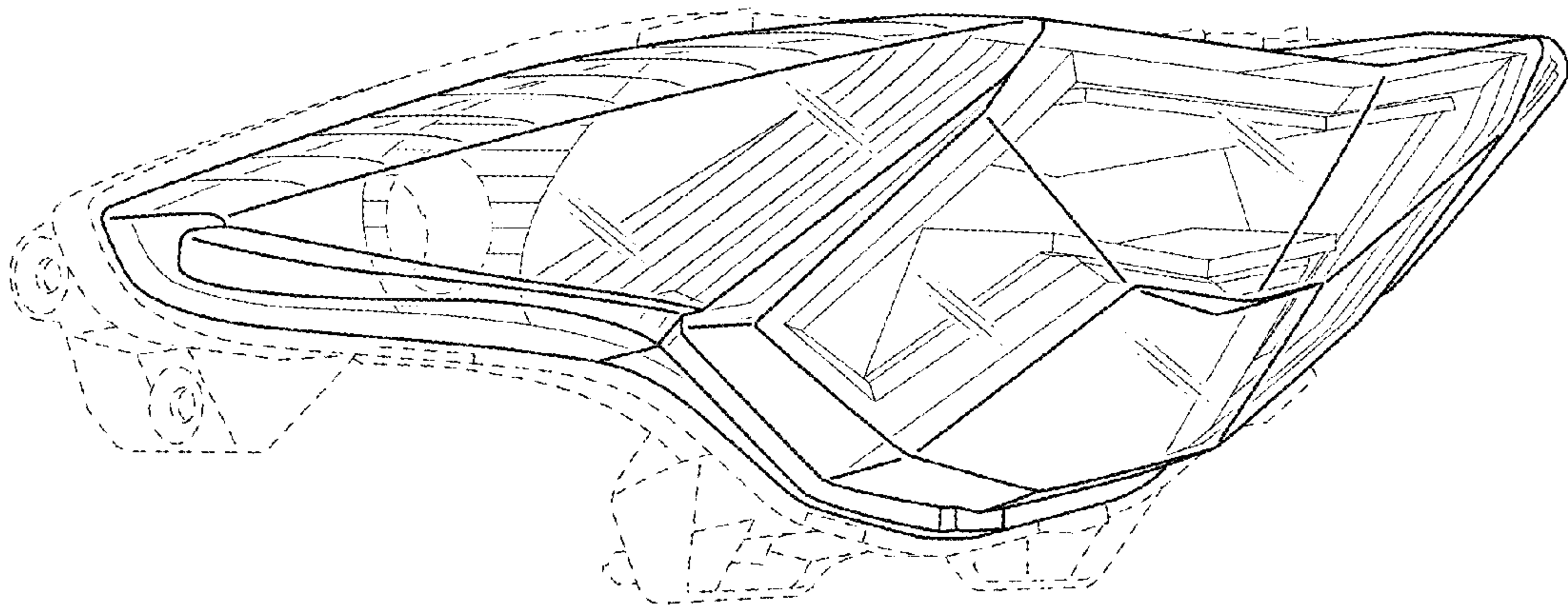


FIG. 3

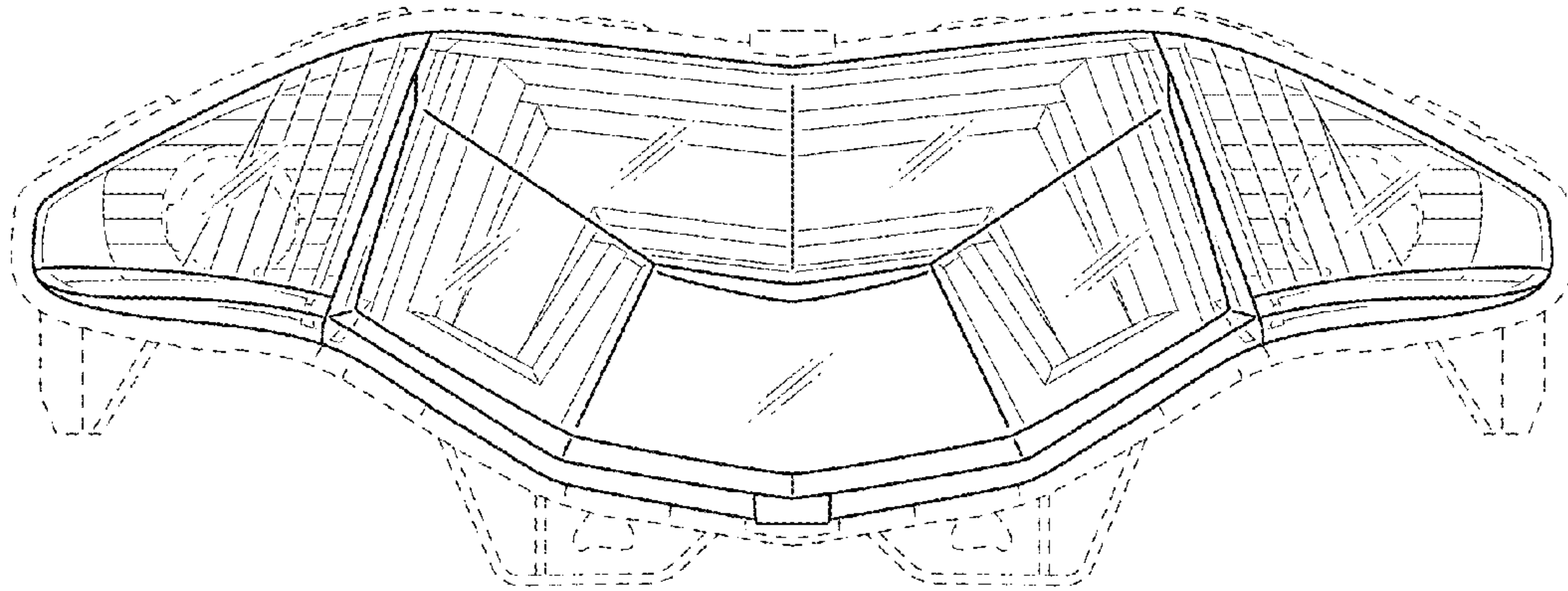




FIG. 4

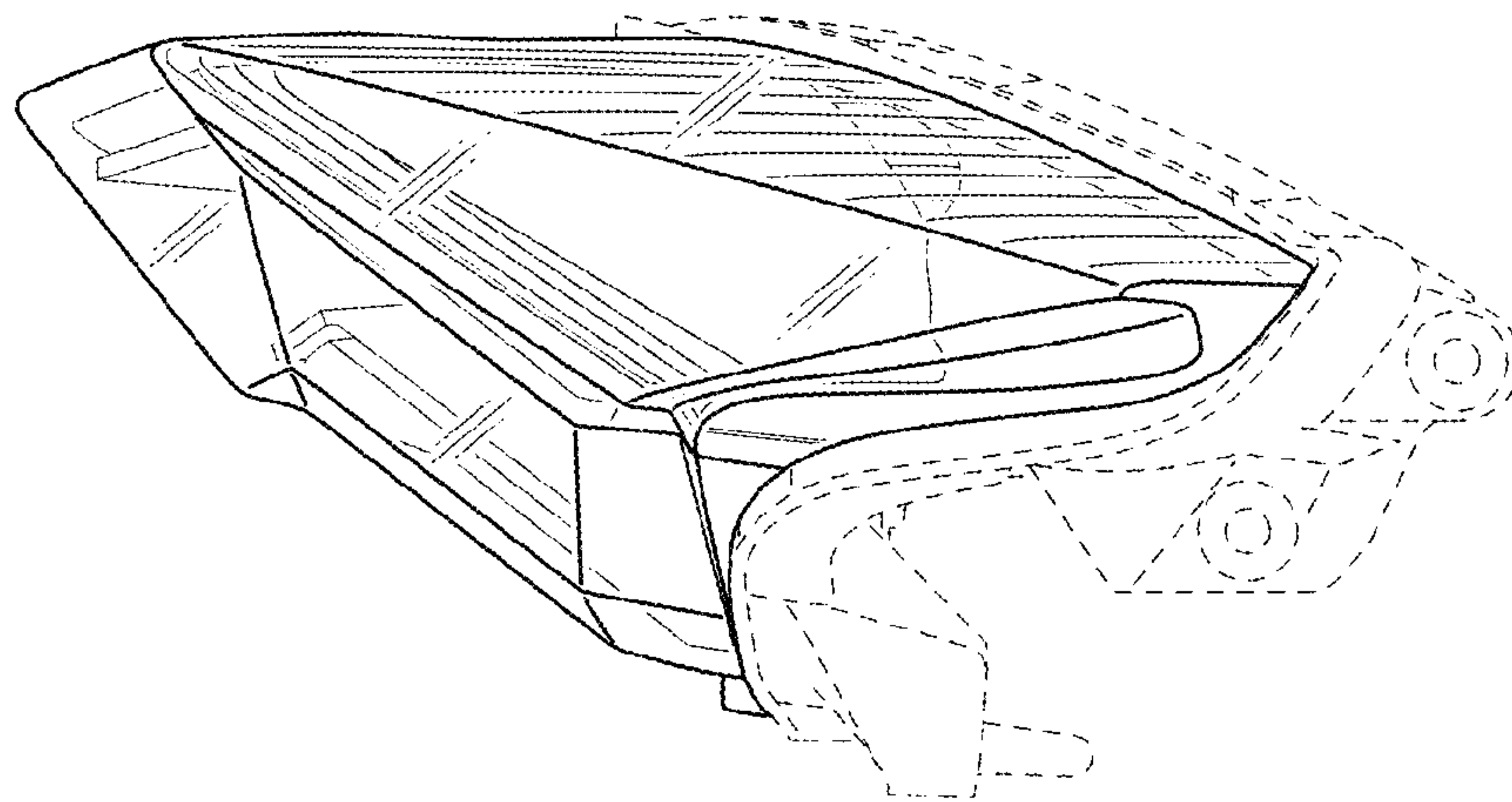


FIG. 5

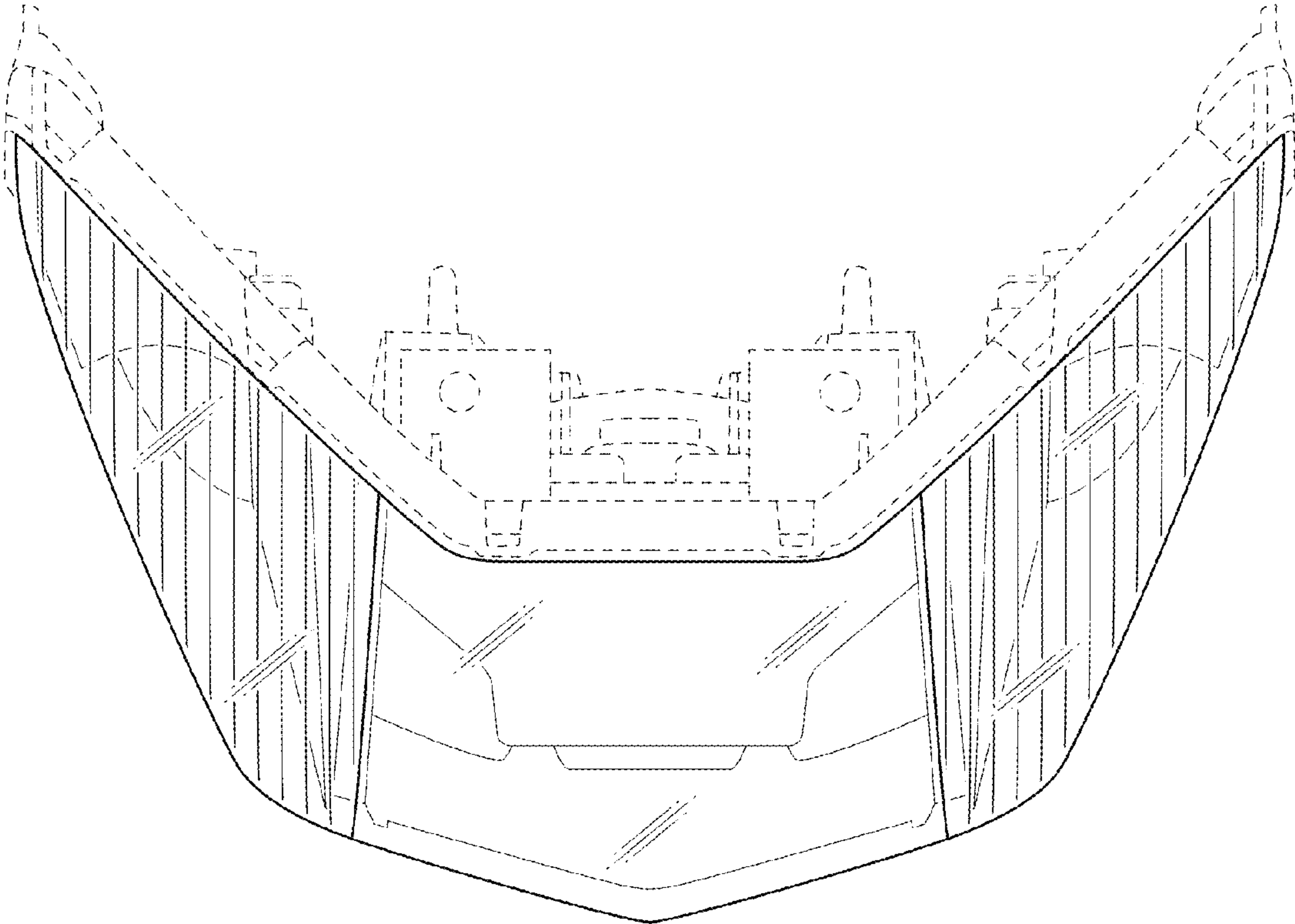


FIG. 6

