



US00D759275S

(12) **United States Design Patent**
Hwang et al.

(10) **Patent No.:** **US D759,275 S**
(45) **Date of Patent:** **** Jun. 14, 2016**

(54) **LED HEADLIGHT**

(71) Applicants: **Woody Hwang**, City of Industry, CA
(US); **Chen Chin Chou**, Lu Kang
Township (TW)

(72) Inventors: **Woody Hwang**, City of Industry, CA
(US); **Chen Chin Chou**, Lu Kang
Township (TW)

(**) Term: **14 Years**

(21) Appl. No.: **29/514,760**

(22) Filed: **Jan. 15, 2015**

(51) **LOC (10) Cl.** **26-04**

(52) **U.S. Cl.**
USPC **D26/28**

(58) **Field of Classification Search**
USPC D26/28-36; 362/459-468, 475-478,
362/485-487
CPC F21S 48/00; F21S 48/10; F21S 48/115;
F21S 48/225; F21S 48/1233; F21S 48/1266;
F21S 48/1388; F21S 48/2268; F21V 21/04
See application file for complete search history.

(56) **References Cited**

U.S. PATENT DOCUMENTS

D506,842 S * 6/2005 Nagura D26/28
D507,361 S * 7/2005 Wood D26/28

D524,466 S * 7/2006 Essig D26/28
D529,208 S * 9/2006 Ikeda D26/28
D538,954 S * 3/2007 Pfeiffer D26/28
D542,442 S * 5/2007 Matsunami D26/28
D552,768 S * 10/2007 Leclercq D26/28
D570,007 S * 5/2008 Hsu D26/28

* cited by examiner

Primary Examiner — Marcus Jackson

(74) *Attorney, Agent, or Firm* — Robert J. Lauson; Lauson &
Tarver LLP

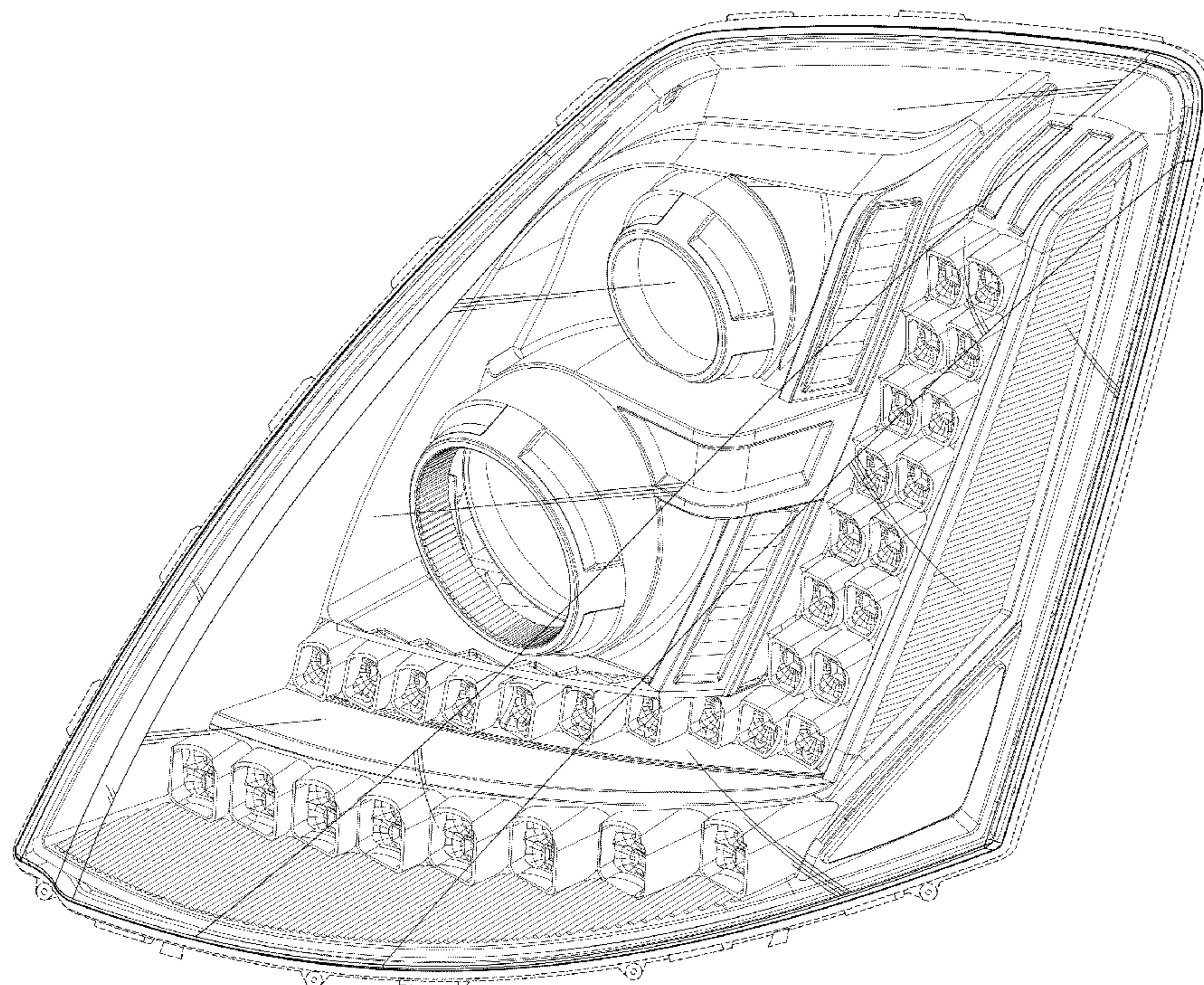
(57) **CLAIM**

We claim an ornamental design for the LED headlight, as
shown and described.

DESCRIPTION

FIG. 1 is a perspective front view of a driver side LED head-
light, the passenger side being a mirror image thereof.
FIG. 2 is a front view of the driver side LED headlight, the
passenger side being a mirror image thereof.
FIG. 3 is a side elevation view of the driver side LED head-
light, the passenger side being a mirror image thereof; and,
FIG. 4 is a top plan view of the driver side LED headlight, the
passenger side view being a mirror image thereof.
Portions of the drawings shown in broken lines are for illus-
trative purposes only and form no part of the claimed design.

1 Claim, 4 Drawing Sheets



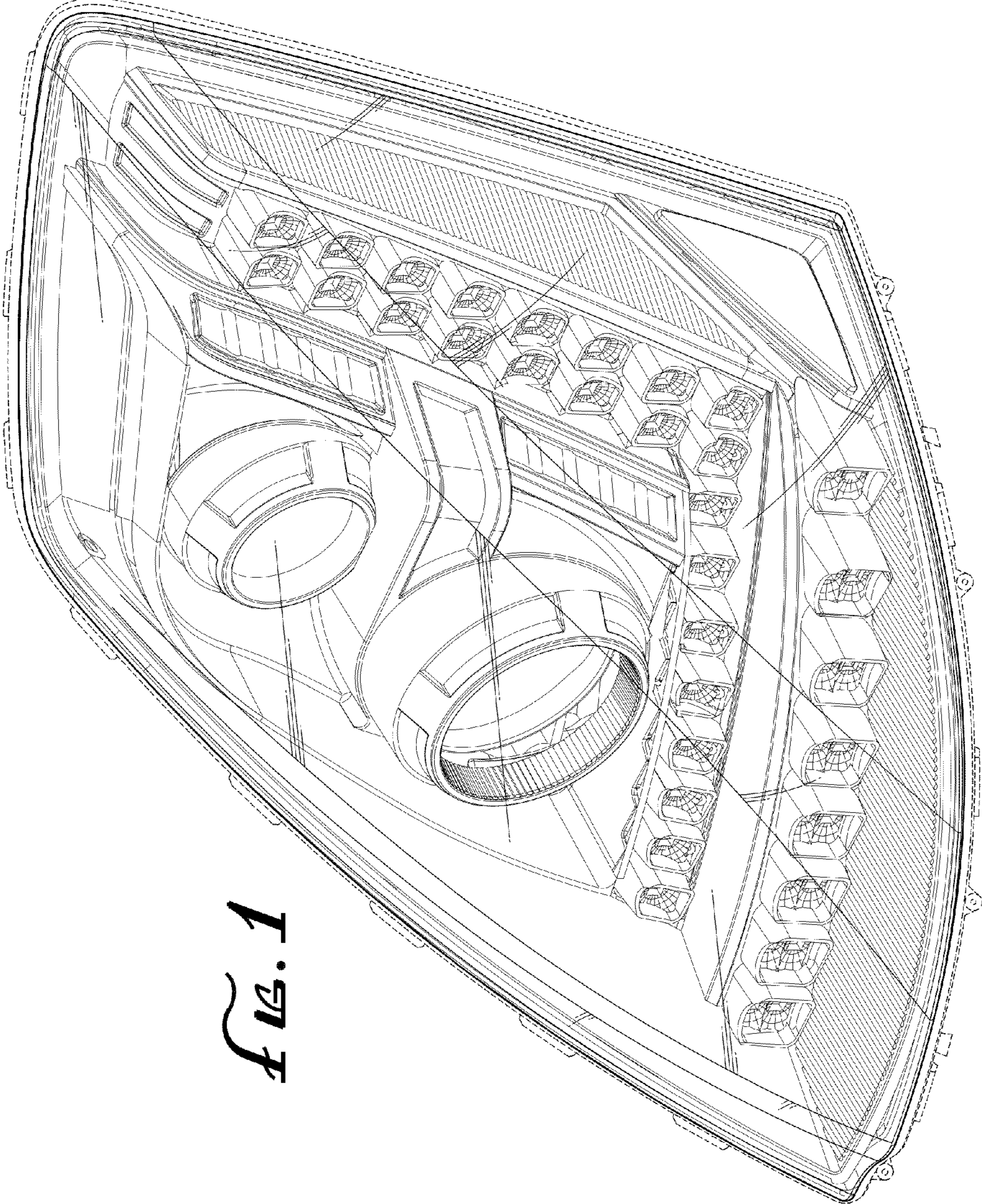


FIG. 1

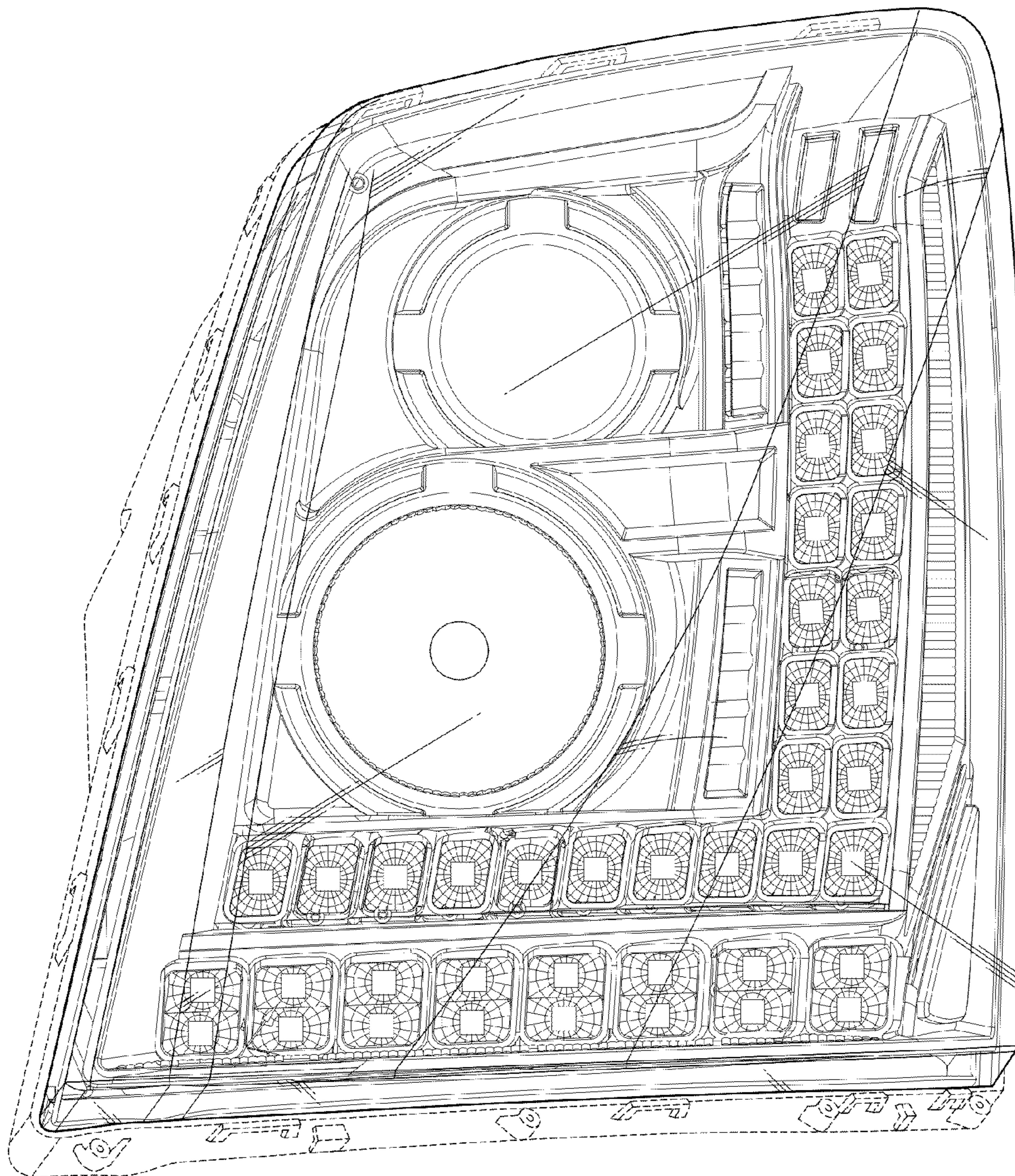


FIG. 2

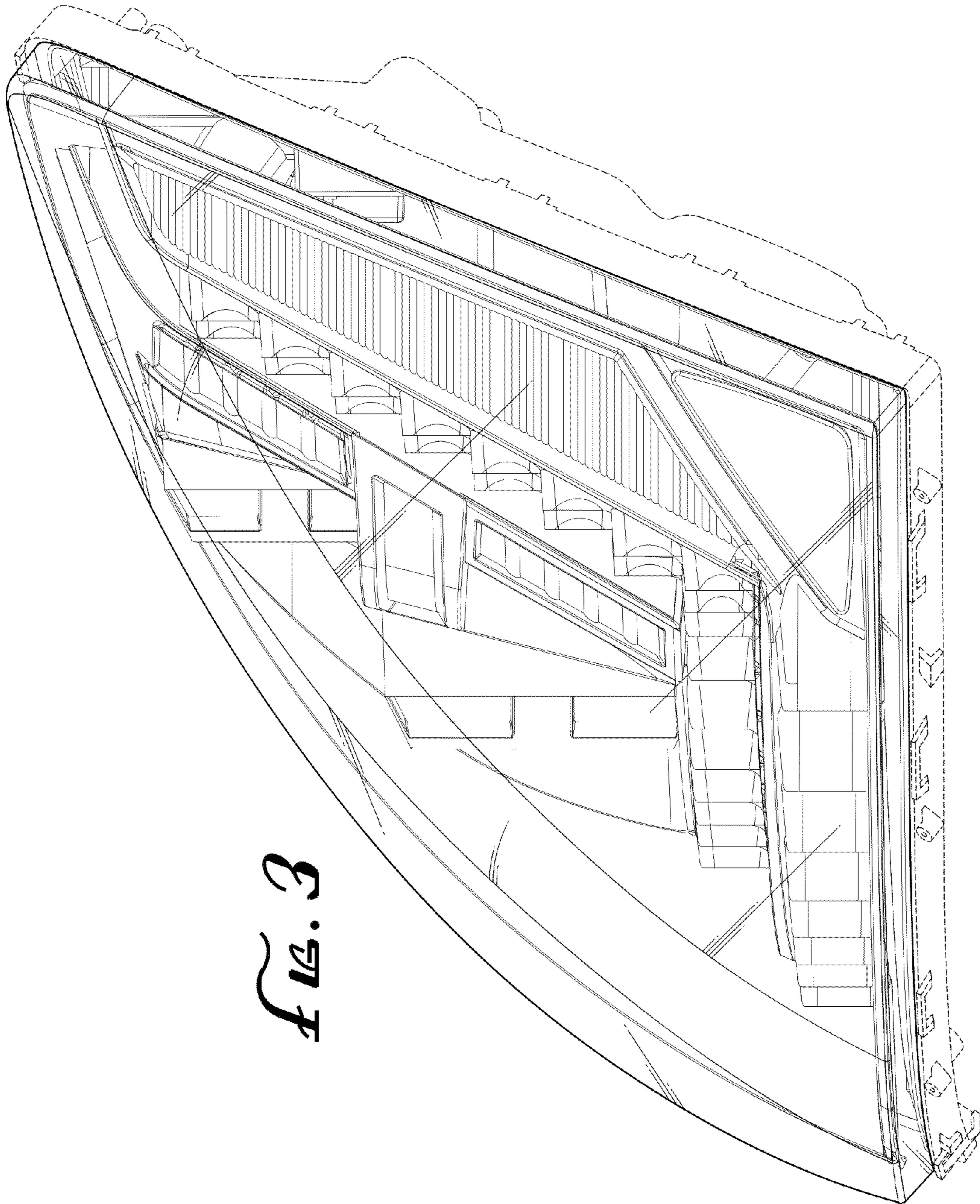


FIG. 3

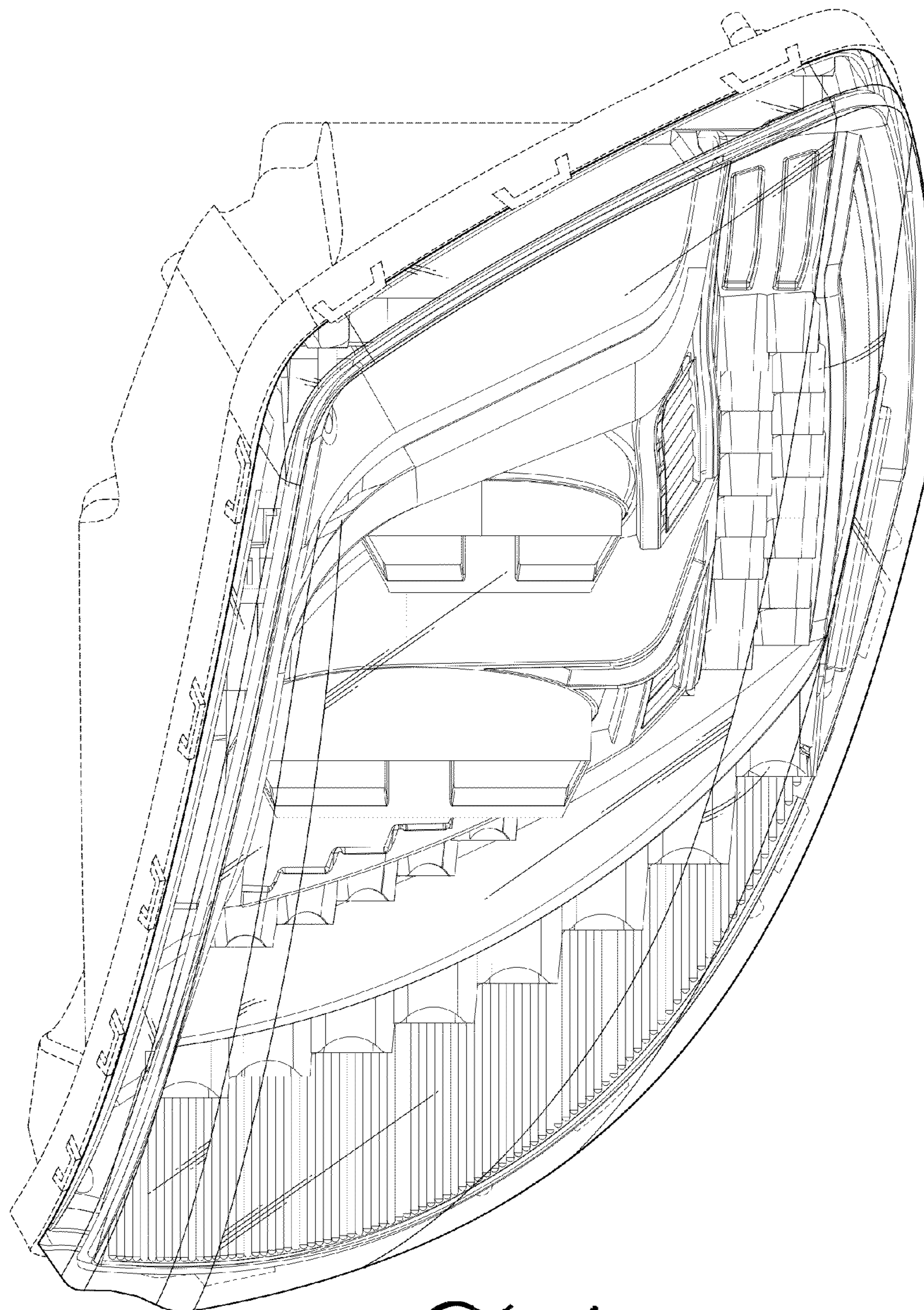


FIG. 4