



US00D759260S

(12) **United States Design Patent**
Topolovac et al.

(10) **Patent No.:** **US D759,260 S**
(45) **Date of Patent:** **** *Jun. 14, 2016**

- (54) **PENDANT FOR SEXUAL STIMULATION**
- (71) Applicant: **Crave Innovations, Inc.**, San Francisco, CA (US)
- (72) Inventors: **Michael Topolovac**, San Francisco, CA (US); **Tian Yi Chang**, San Francisco, CA (US)
- (73) Assignee: **Crave Innovations, Inc.**, San Francisco, CA (US)
- (*) Notice: This patent is subject to a terminal disclaimer.
- (**) Term: **14 Years**
- (21) Appl. No.: **29/514,223**
- (22) Filed: **Jan. 9, 2015**

Related U.S. Application Data

- (63) Continuation of application No. 29/496,745, filed on Jul. 16, 2014, now Pat. No. Des. 723,709.
- (51) **LOC (10) Cl.** **28-03**
- (52) **U.S. Cl.**
USPC **D24/215**
- (58) **Field of Classification Search**
USPC D24/200, 211, 212, 213, 214, 215;
601/19, 27-32, 46, 49, 52, DIG. 12,
601/DIG. 14, DIG. 15, DIG. 16, DIG. 17, 48;
D9/719; D11/7, 79
CPC A61H 2201/0153; A61H 2201/0207;
A61H 2201/0263; A61H 2201/0111; A61H
2201/1253; A61H 2205/082; A61H 2205/085;
A61H 15/0085; A61H 19/00; A61H 19/30;
A61H 19/32; A61H 19/40; A61H 19/44;
A61H 19/50
See application file for complete search history.

- (56) **References Cited**
- U.S. PATENT DOCUMENTS
- 1,749,632 A 3/1930 Ferris
- D272,649 S * 2/1984 Bloch D24/211
- D273,990 S 5/1984 Lamsam
- D346,866 S * 5/1994 Lotuaco D24/200
- D347,898 S 6/1994 Belcher
- D361,507 S 8/1995 Langemann
- D371,442 S * 7/1996 Semyonova D24/214
- D374,084 S 9/1996 Chen
- D382,342 S * 8/1997 Rosen D24/142
- D385,965 S 11/1997 Wallesen
- D428,488 S * 7/2000 Bloch D24/141
- D433,225 S 11/2000 Deiss et al.
- D446,308 S 8/2001 Schmitmeyer
- D465,852 S * 11/2002 Bloch D24/211

(Continued)

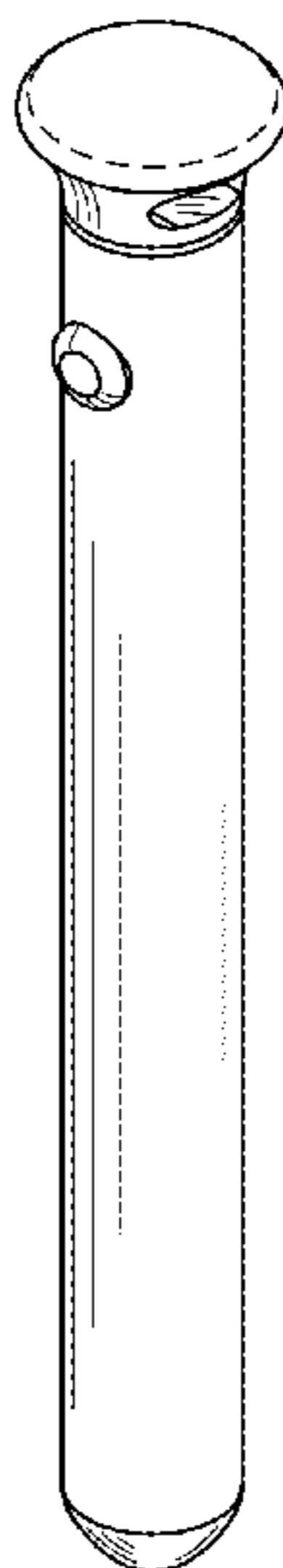
Primary Examiner — Sandra Snapp
(74) *Attorney, Agent, or Firm* — Jeffrey Schox; Diana Lin

(57) **CLAIM**
We claim the ornamental design for a pendant for sexual stimulation, as shown and described.

DESCRIPTION

FIG. 1 is an isometric view, from the back left, of the pendant for sexual stimulation; and,
FIG. 2 is an elevation view of the front of the pendant for sexual stimulation;
FIG. 3 is an elevation view of the right side of the pendant for sexual stimulation;
FIG. 4 is an elevation view of the back of the pendant for sexual stimulation;
FIG. 5 is an elevation view of the left side of the pendant for sexual stimulation;
FIG. 6 is a plan view of the top of the pendant for sexual stimulation; and,
FIG. 7 is a plan view of the bottom of the pendant for sexual stimulation.
The broken line disclosures are understood to be for illustrative purposes only and forms no part of the claimed design.

1 Claim, 2 Drawing Sheets



(56)

References Cited

U.S. PATENT DOCUMENTS

D468,659 S * 1/2003 Rauber D11/81
D485,910 S * 1/2004 Chan D24/215
D488,232 S * 4/2004 Nan D24/215
D530,822 S * 10/2006 Inubushi D24/214
D585,276 S * 1/2009 Hsu D9/444
D586,253 S 2/2009 Forster
D606,447 S 12/2009 West et al.

D636,888 S * 4/2011 Nikitezuk et al. D24/215
D669,997 S * 10/2012 Crockford D24/215
D682,436 S 5/2013 Lowsky
D685,105 S * 6/2013 Marshall D24/215
D688,382 S * 8/2013 Marshall D24/215
D691,063 S * 10/2013 Torregrossa D11/79
D712,564 S * 9/2014 Nan D24/215
D715,955 S * 10/2014 Hsu D24/215
D723,709 S * 3/2015 Topolovac et al. D24/215
2005/0085749 A1 4/2005 Baerwalde et al.

* cited by examiner

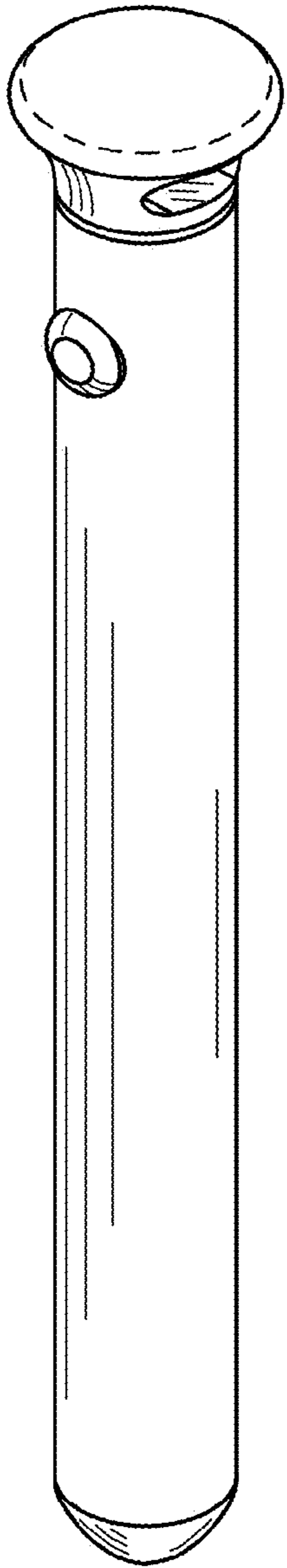


FIG. 1

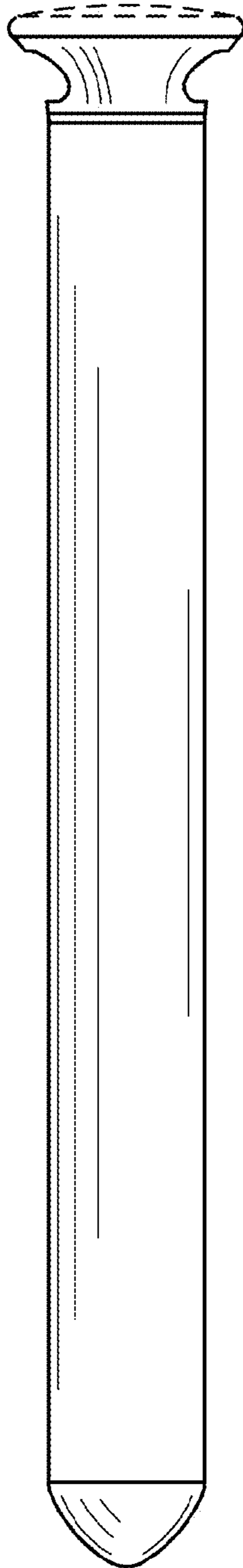


FIG. 2

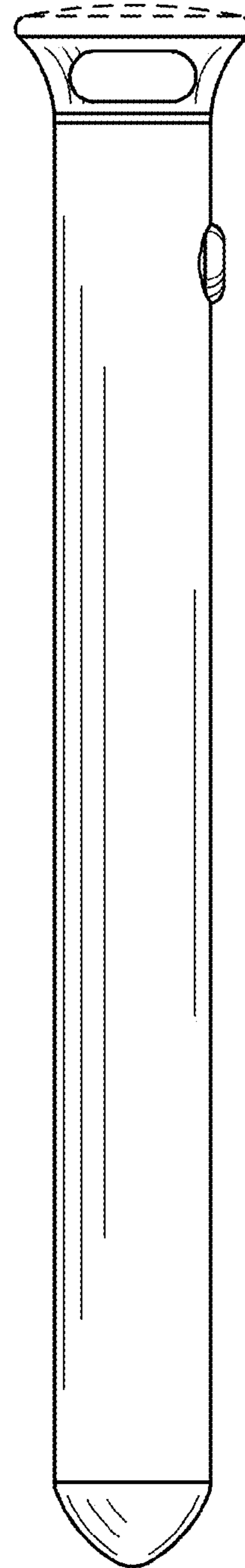


FIG. 3

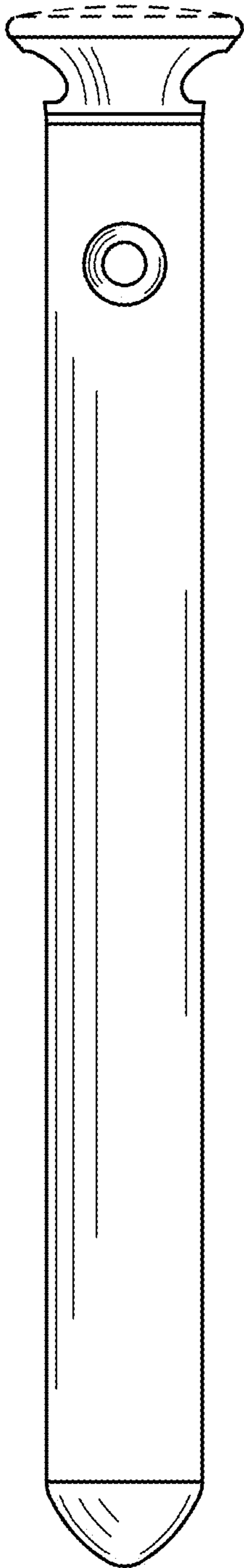


FIG. 4

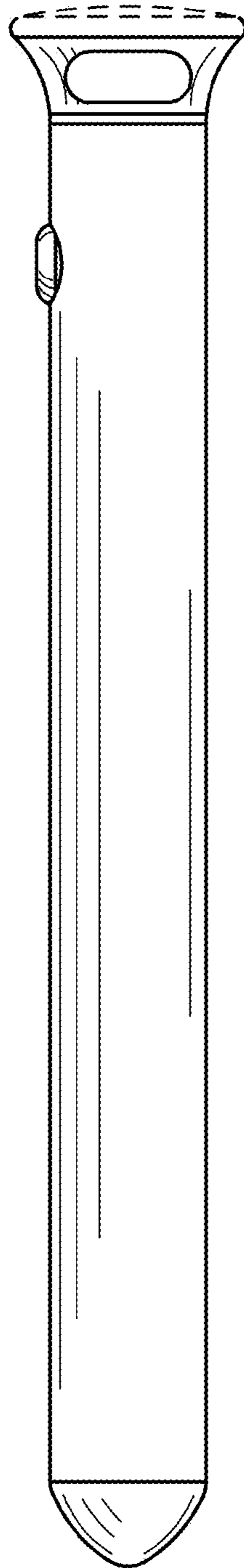


FIG. 5

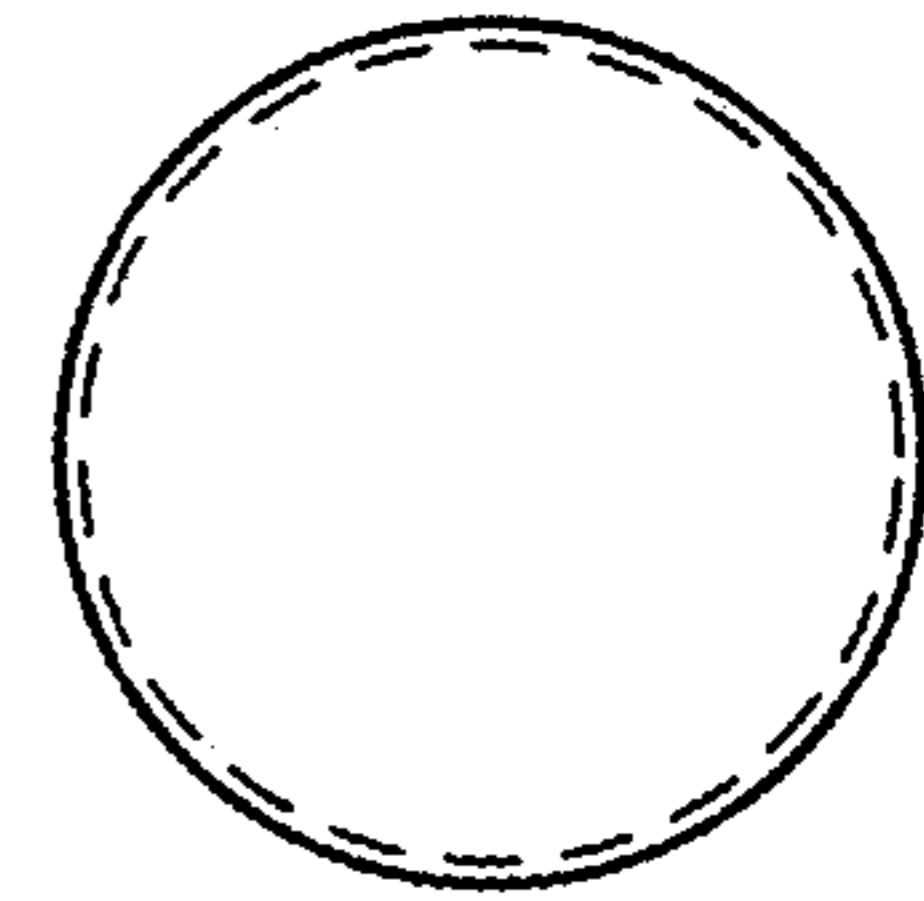


FIG. 6

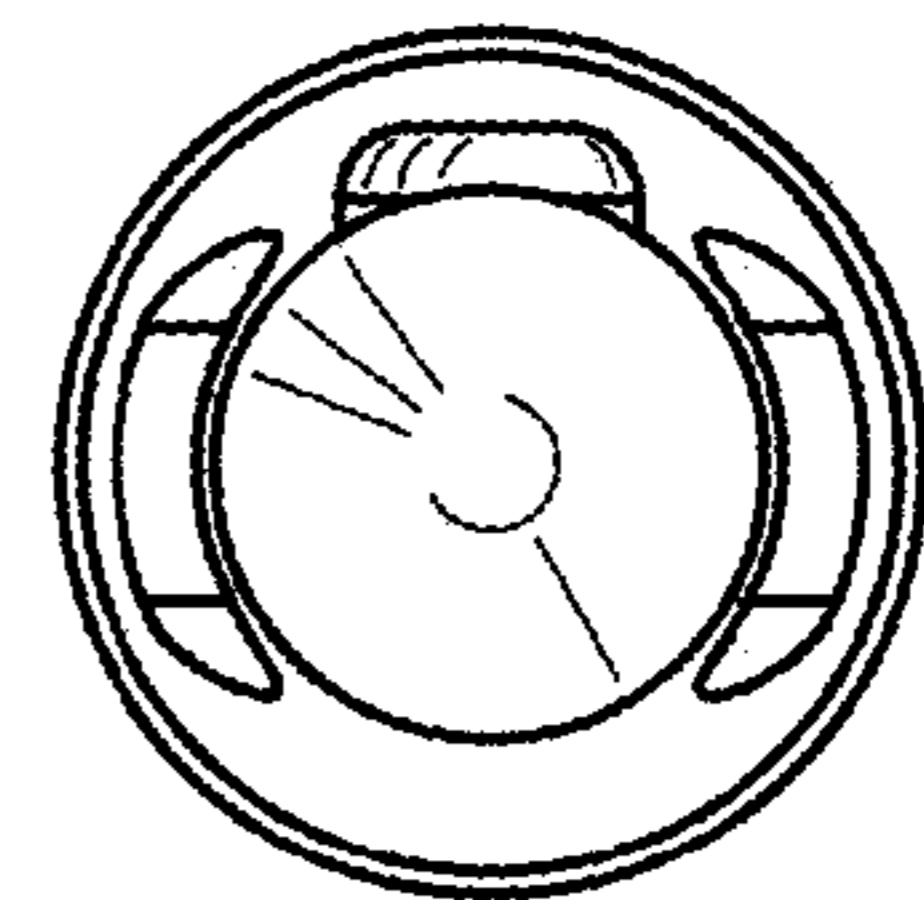


FIG. 7