



US00D759255S

(12) **United States Design Patent**  
**Bradley et al.**

(10) **Patent No.:** **US D759,255 S**  
(45) **Date of Patent:** **\*\* Jun. 14, 2016**

(54) **ORTHOPEdic SHOe**

(71) Applicants: **Anne C. Bradley**, East Sandwich, MA (US); **Linda L. Dillon**, Yarmouthport, MA (US)

(72) Inventors: **Anne C. Bradley**, East Sandwich, MA (US); **Linda L. Dillon**, Yarmouthport, MA (US)

(\*\*) Term: **14 Years**

(21) Appl. No.: **29/495,217**

(22) Filed: **Jun. 27, 2014**

**Related U.S. Application Data**

(63) Continuation of application No. 14/274,739, filed on May 11, 2014, which is a continuation of application No. 12/781,104, filed on May 17, 2010, now abandoned.

(51) **LOC (10) Cl.** ..... **24-01**

(52) **U.S. Cl.**  
USPC ..... **D24/192**

(58) **Field of Classification Search**  
USPC ..... D2/896, 916, 943; D24/190, 192  
See application file for complete search history.

(56) **References Cited**

**U.S. PATENT DOCUMENTS**

1,086,289	A	3/1914	Gilbert	
1,894,561	A	10/1931	Giuffre	
D86,390	S *	3/1932	Miller	D2/931
D91,483	S *	2/1934	Ellington	D2/932
D98,757	S *	3/1936	Ellington	D2/930
D99,483	S *	4/1936	Sholtz	D2/930
D102,234	S *	12/1936	Samuels	D2/931
D108,112	S	1/1938	Biel	
2,126,094	A	8/1938	Daniels	
D115,874	S *	7/1939	Elkin	D2/933
D119,325	S *	3/1940	Fein et al.	D2/927
2,404,083	A *	7/1946	Murray	A43B 7/00 36/11.5

D151,304	S	10/1948	Walsh	
3,905,135	A *	9/1975	Debusk	A43B 3/16 36/110
4,178,703	A *	12/1979	Pols	A61F 5/0195 36/105
D254,457	S *	3/1980	Finn	D2/927
4,265,033	A *	5/1981	Pols	A43B 7/00 36/110
D262,580	S *	1/1982	Munschy	D24/192
D273,628	S	5/1984	Huberman	
4,967,750	A	11/1990	Cherniak	
D352,784	S *	11/1994	Cohen	D24/192
5,452,527	A *	9/1995	Gaylord, Jr.	A61F 5/0195 36/11.5
D376,429	S *	12/1996	Antar	D24/192
D385,039	S *	10/1997	Kesting	D24/190
5,687,492	A	11/1997	Muraoka	
5,694,703	A	12/1997	Diaz	
5,787,608	A	8/1998	Greenawalt	
6,606,803	B1	8/2003	Ritter	
D509,586	S *	9/2005	Lee	D24/192
D556,436	S	12/2007	Wilkenfeld	
D704,846	S *	5/2014	Daizade	D24/192
2002/0178621	A1	12/2002	Darby	

\* cited by examiner

*Primary Examiner* — Dominic Simone

(74) *Attorney, Agent, or Firm* — Steven N. Fox, Esq.

(57) **CLAIM**

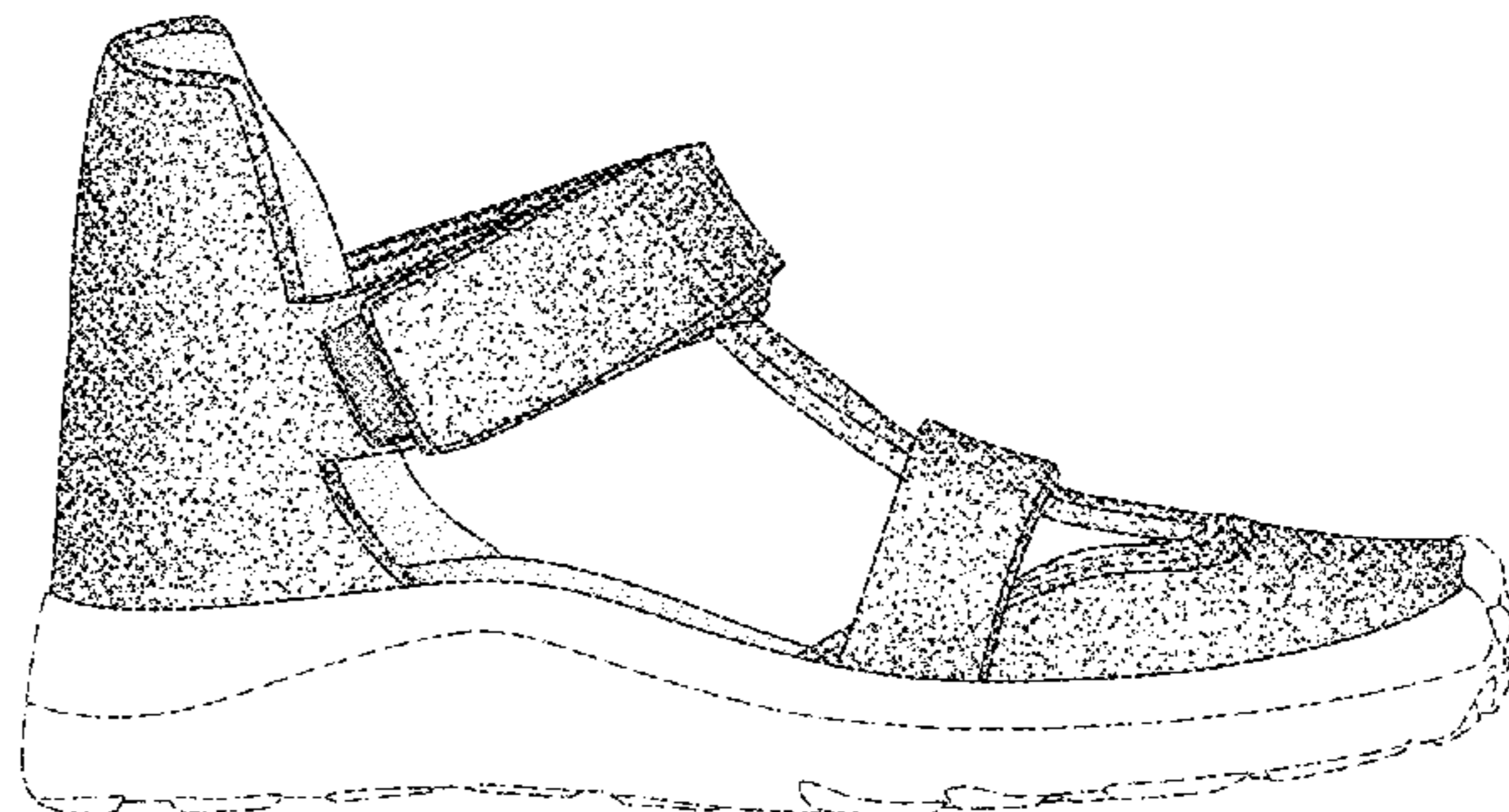

The ornamental design for an orthopedic shoe, as shown and described.

**DESCRIPTION**

FIG. 1 is a top perspective view of an orthopedic shoe showing our new design;  
FIG. 2 is a top view thereof;  
FIG. 3 is a left side view thereof;  
FIG. 4 is a right side view thereof;  
FIG. 5 is a bottom view thereof;  
FIG. 6 is a front view thereof; and,  
FIG. 7 is a rear view thereof.

The broken lines in the drawings showing the shoe sole are environmental and form no part of the claimed design.

**1 Claim, 4 Drawing Sheets**



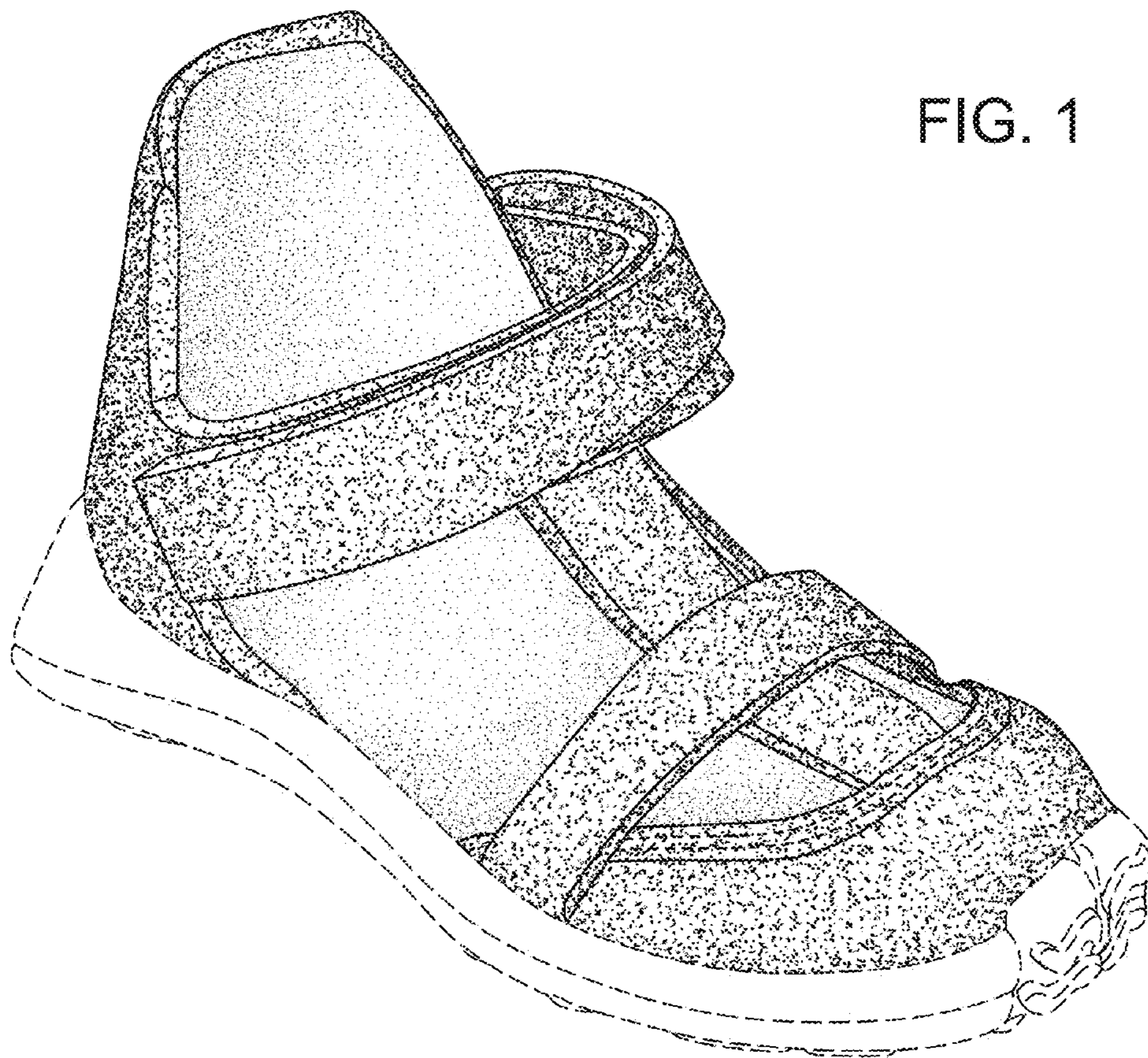


FIG. 1

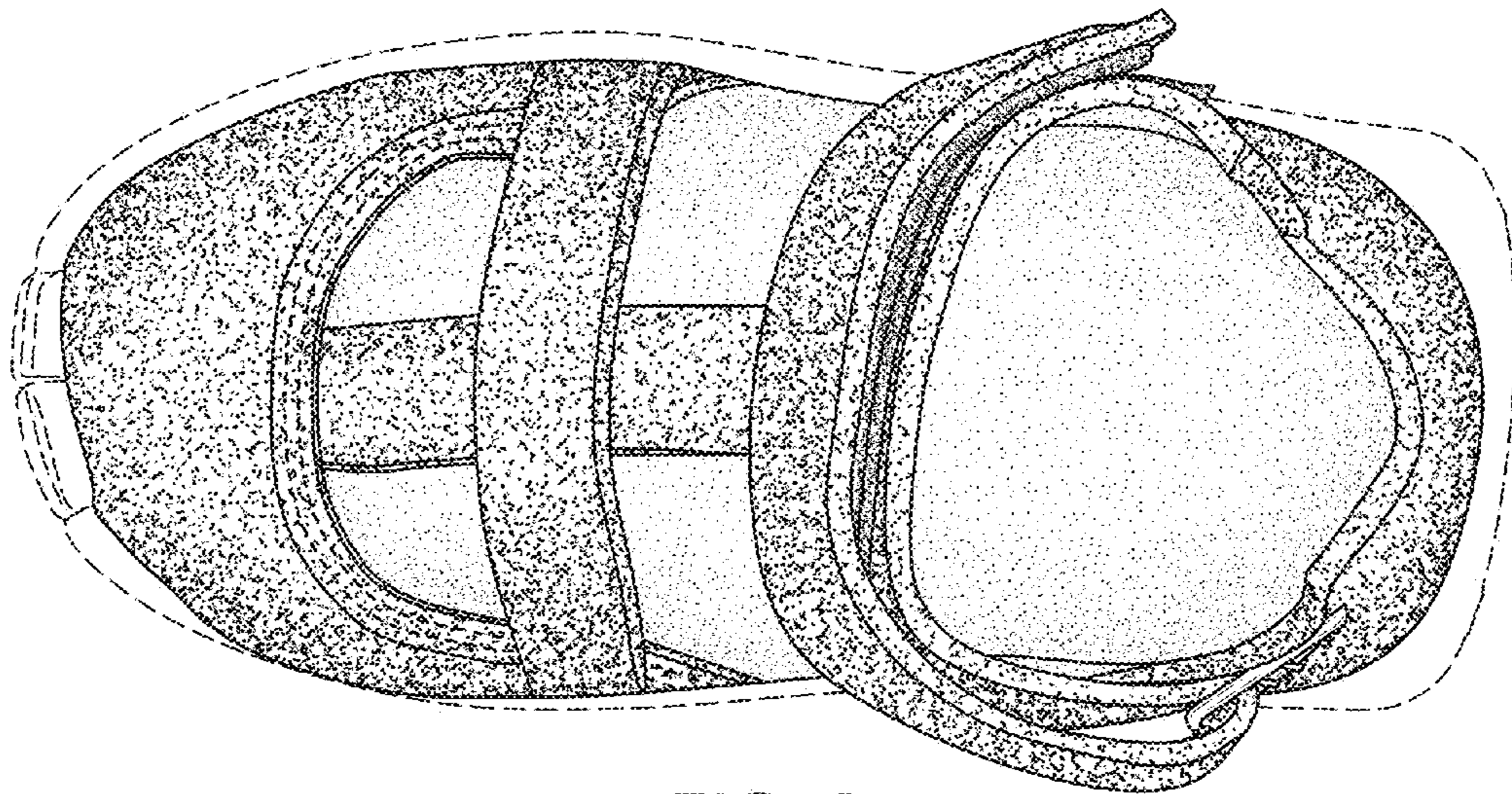


FIG. 2




FIG. 3

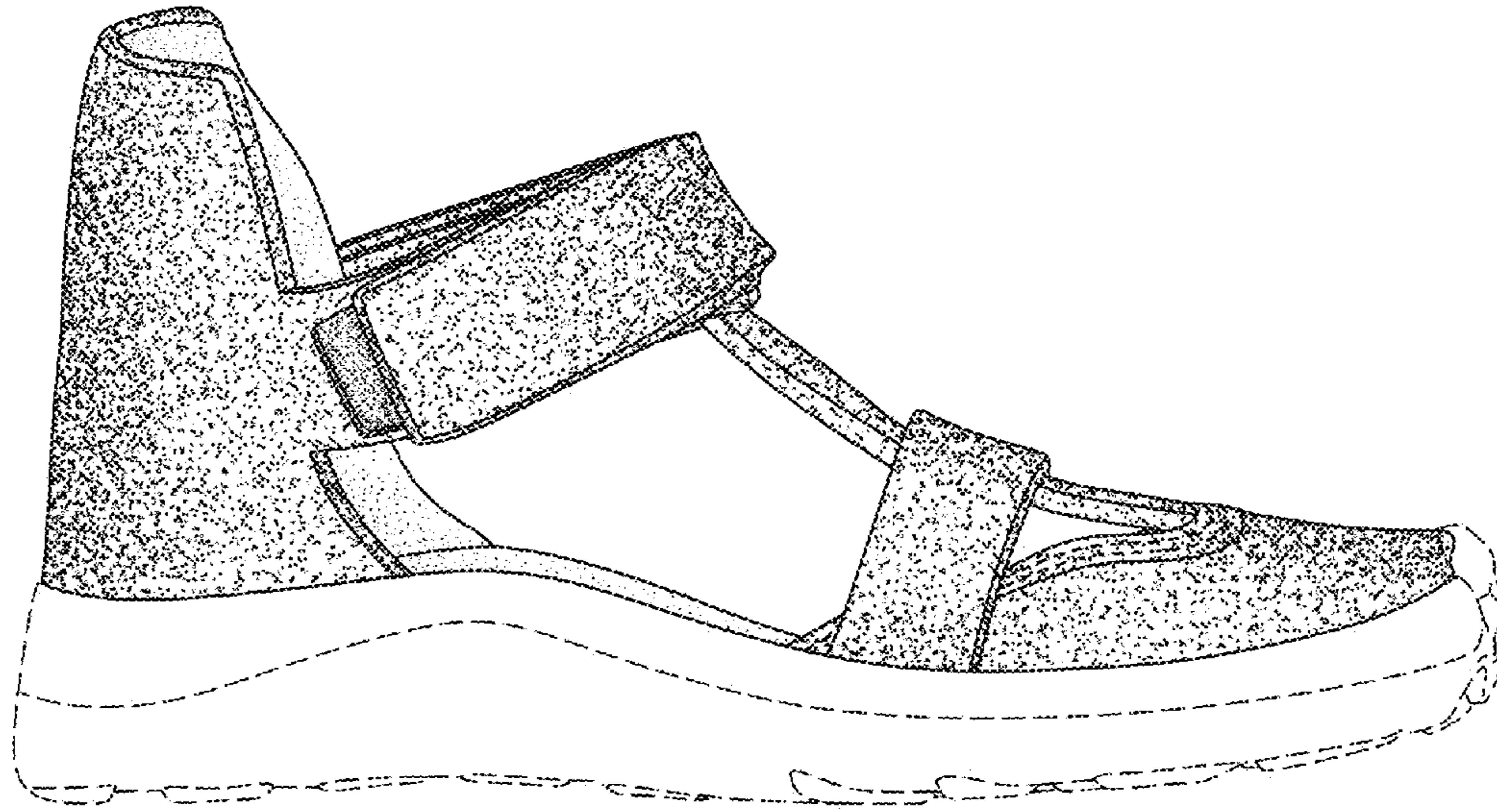


FIG. 4

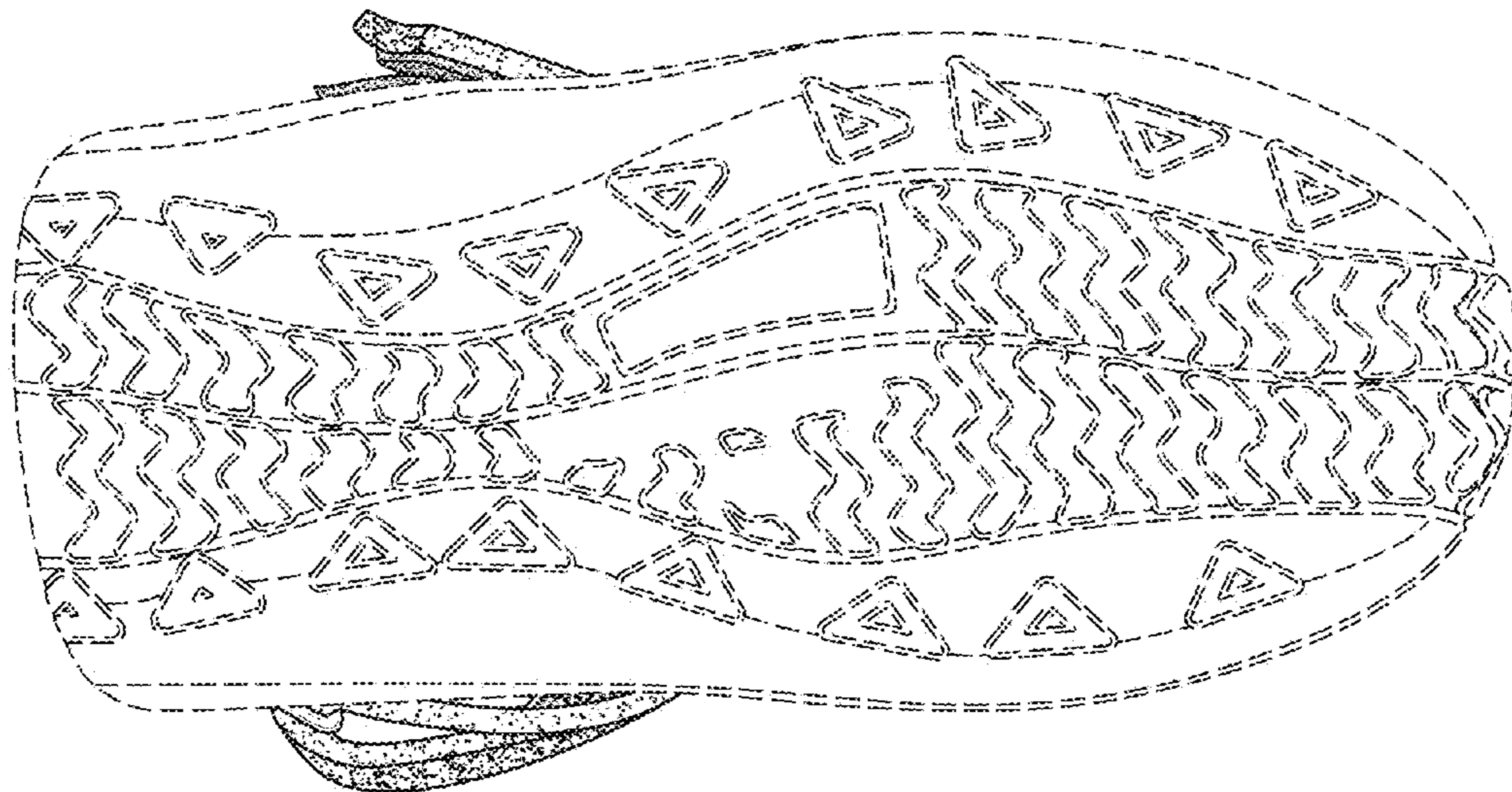


FIG. 5

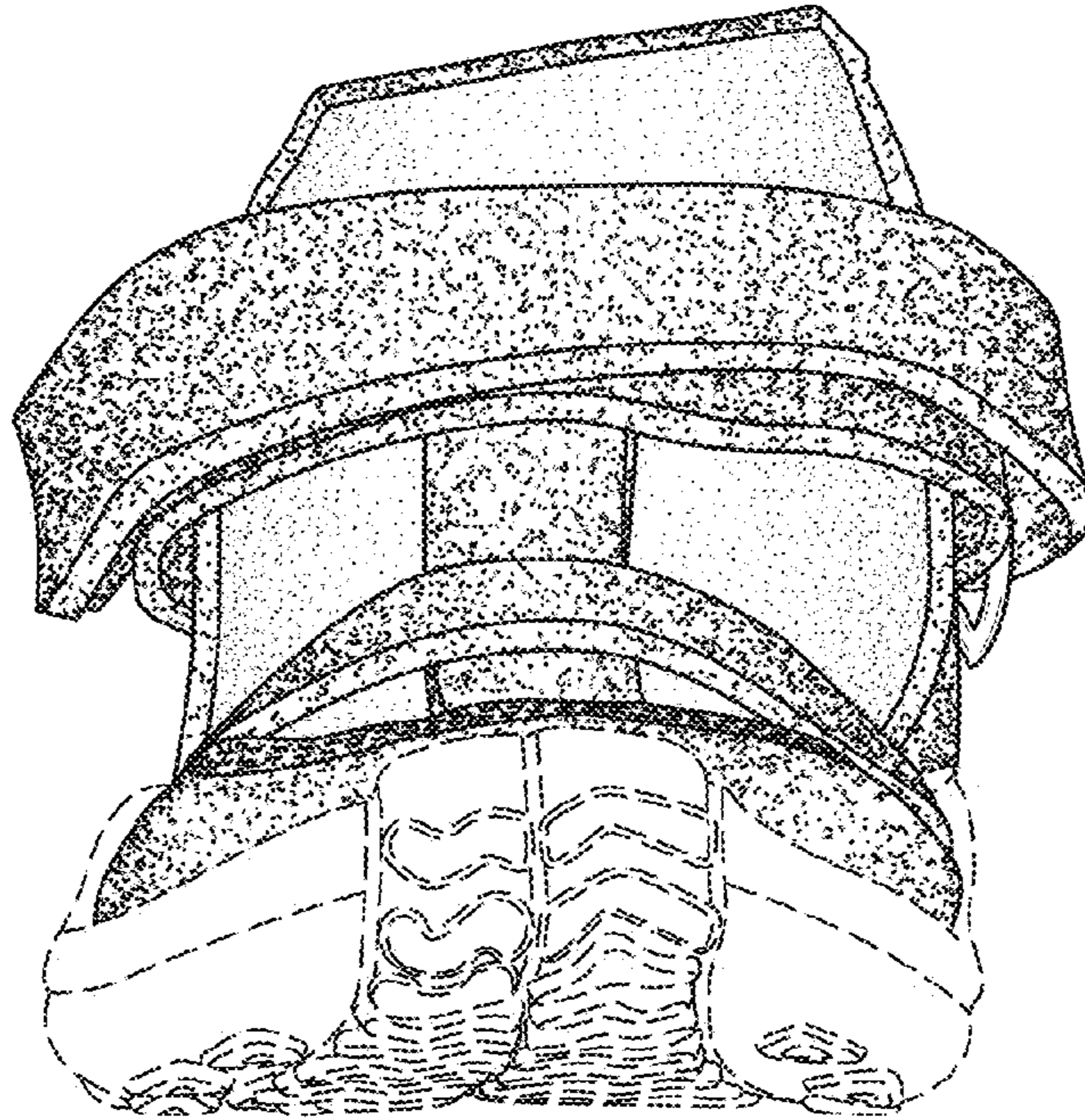


FIG. 6

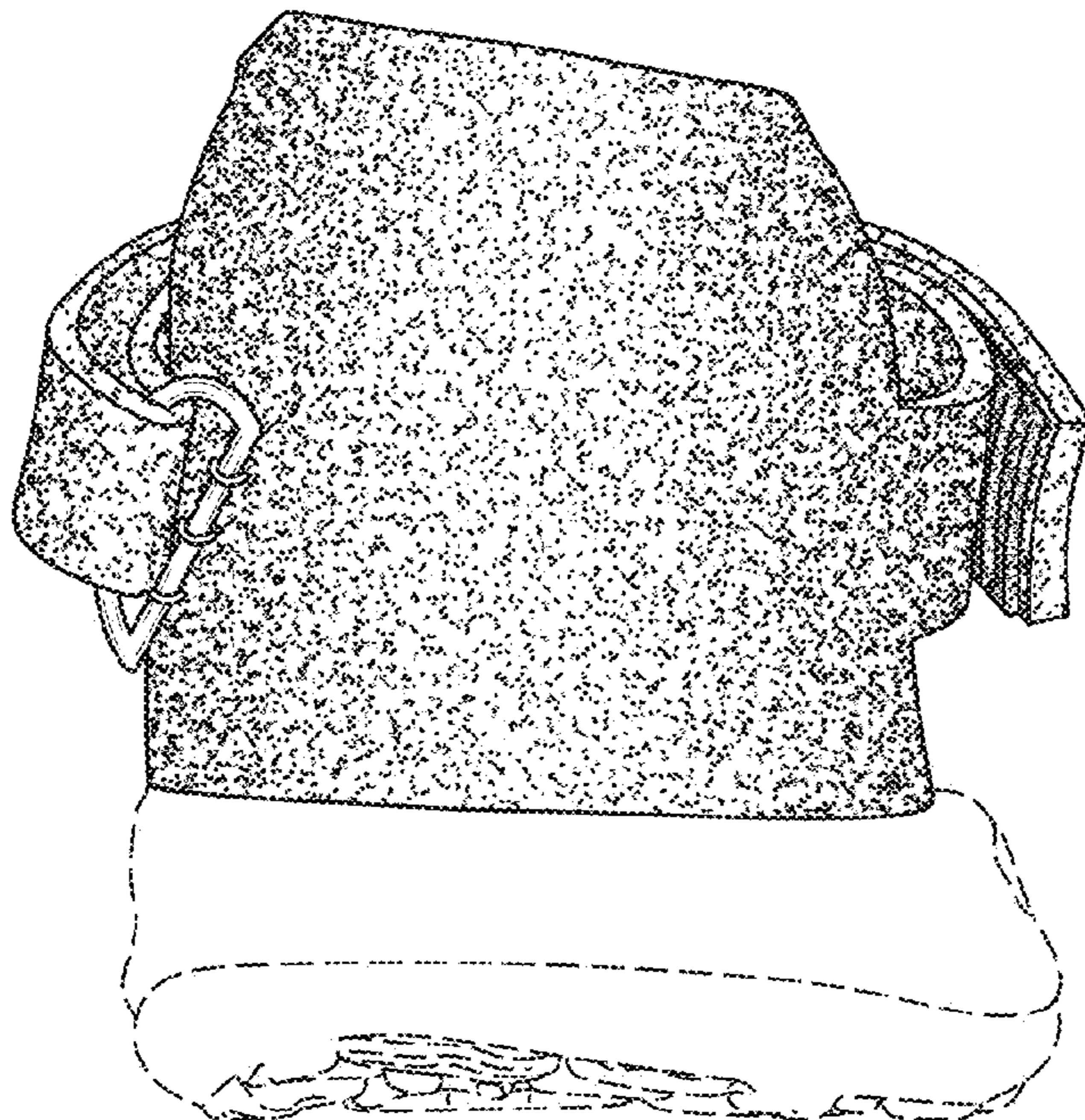


FIG. 7