



US00D759224S

(12) **United States Design Patent**  
**Kosuge**

(10) **Patent No.:** **US D759,224 S**

(45) **Date of Patent:** **\*\* Jun. 14, 2016**

(54) **AIR CONDITIONER**

(71) Applicant: **Hiroyasu Kosuge**, Kusatsu (JP)

(72) Inventor: **Hiroyasu Kosuge**, Kusatsu (JP)

(73) Assignee: **DAIKIN INDUSTRIES LTD.**,  
Osaka-Shi, Osaka-Fu (JP)

(\*\*) Term: **14 Years**

(21) Appl. No.: **29/503,074**

(22) Filed: **Sep. 23, 2014**

(30) **Foreign Application Priority Data**

Jun. 6, 2014 (JP) ..... 2014-012314

(51) **LOC (10) Cl.** ..... **23-04**

(52) **U.S. Cl.**  
USPC ..... **D23/351**

(58) **Field of Classification Search**  
USPC ..... D23/324–327, 332–334, 342–344,  
D23/351–354, 370, 385, 388; 165/121;  
454/284; 62/259.1, 298, 407

CPC ..... F24F 13/08; F24F 13/15; F24F 13/1413;  
F24F 1/00; F24F 1/27; F24F 2001/0048

See application file for complete search history.

(56) **References Cited**

**U.S. PATENT DOCUMENTS**

D323,209 S *	1/1992	Fukumoto	.....	D23/351
D387,859 S *	12/1997	Ukai	.....	D23/370
D401,682 S *	11/1998	Galeazzi	.....	D23/351
D424,672 S *	5/2000	Nanjo	.....	D23/353
6,393,856 B1 *	5/2002	Gunji	.....	F24F 1/0011 62/259.1
D539,404 S *	3/2007	Nagahori	.....	D23/351
D539,887 S *	4/2007	Kato	.....	D23/351
D539,888 S *	4/2007	Tsuji	.....	D23/351
D553,720 S *	10/2007	Kato	.....	D23/351
D553,727 S *	10/2007	Kato	.....	D23/351
D579,094 S *	10/2008	Motonishi	.....	D23/351
D601,237 S *	9/2009	Nishio	.....	D23/354

D603,031 S *	10/2009	Kashimoto	.....	D23/351
D705,409 S *	5/2014	Hagiwara	.....	D23/351
D705,917 S *	5/2014	Hagiwara	.....	D23/351
D720,442 S *	12/2014	Kosuge	.....	D23/351
D720,443 S *	12/2014	Kosuge	.....	D23/351
D724,715 S *	3/2015	Isshiki	.....	D23/351
2002/0108391 A1 *	8/2002	Kim	.....	F24F 1/0011 62/407
2015/0007967 A1 *	1/2015	Jeong	.....	F24F 1/0011 165/121
2015/0038068 A1 *	2/2015	Matsunaga	.....	F24F 13/1413 454/284
2015/0096723 A1 *	4/2015	Jeong	.....	F24F 13/1426 165/121

**OTHER PUBLICATIONS**

India Mart [online]. Retrieved on Mar. 15, 2016 from URL: <http://www.indiamart.com/acr-services-pune/cassette-type-air-conditioner-unit.html>.\*

\* cited by examiner

*Primary Examiner* — Manpreet Matharu

*Assistant Examiner* — Keith Wilson

(74) *Attorney, Agent, or Firm* — Manabu Kanesaka

(57) **CLAIM**

The ornamental design for an air conditioner, as shown and described.

**DESCRIPTION**

FIG. 1 is a perspective view of an air conditioner showing my new design;

FIG. 2 is a front view thereof;

FIG. 3 is a rear view thereof;

FIG. 4 is a plan view thereof, a bottom view being symmetrical to the plan view;

FIG. 5 is a left side view thereof;

FIG. 6 is a right side view thereof; and,

FIG. 7 is a cross-sectional view thereof along the line 7-7 in FIG. 2.

The broken lines depict portions of the air conditioner that form no part of claimed design.

**1 Claim, 7 Drawing Sheets**

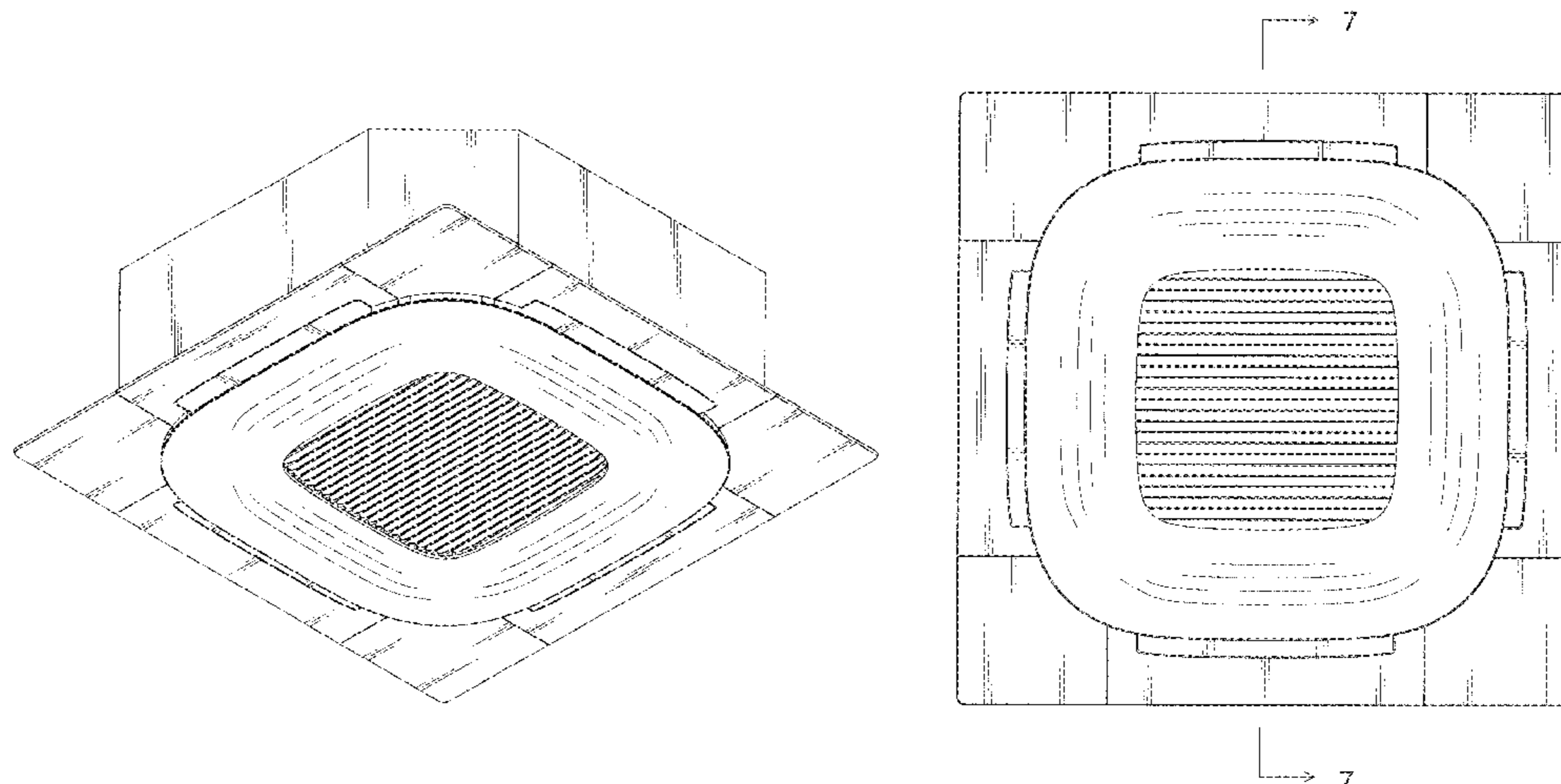


Fig.1

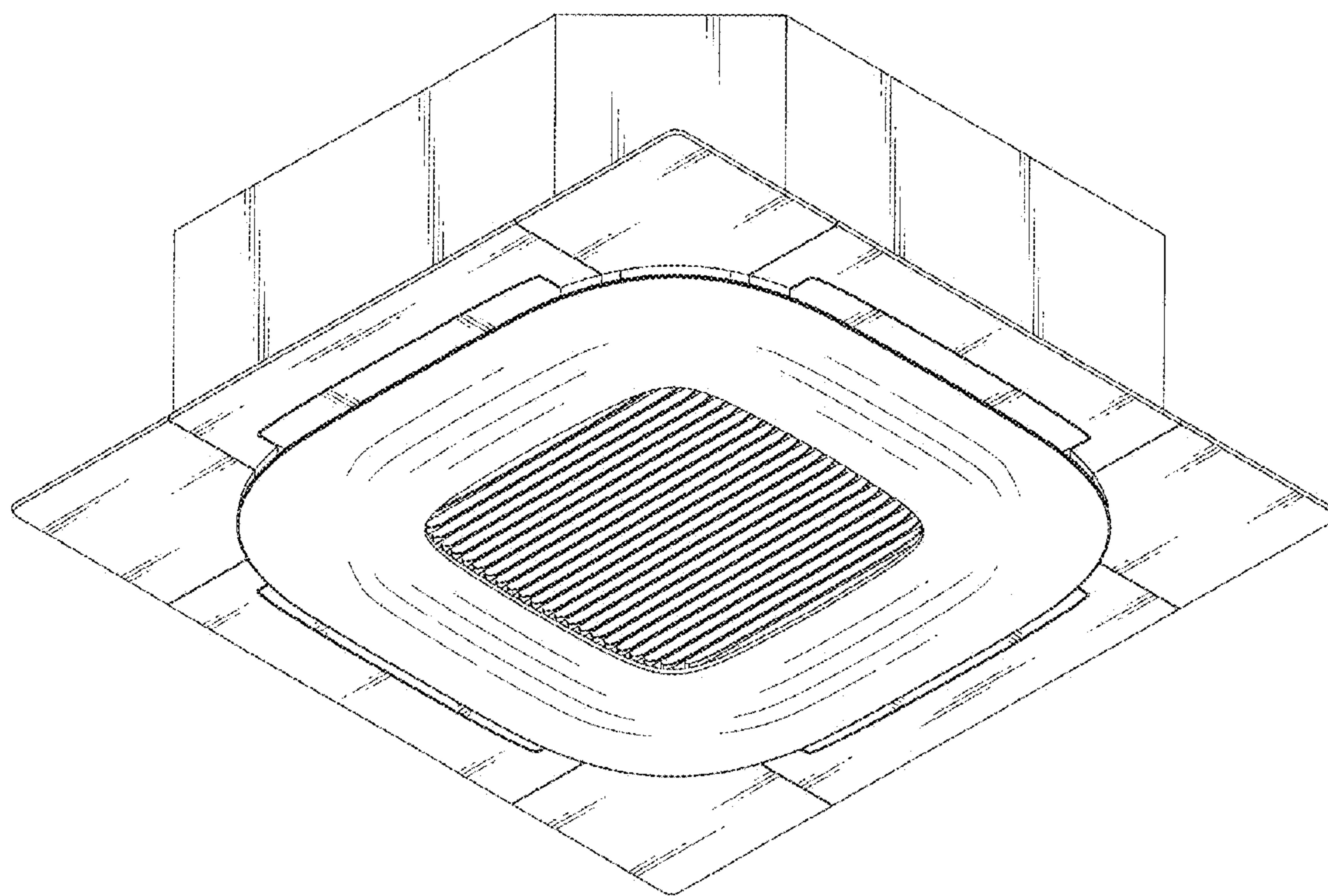


Fig.2

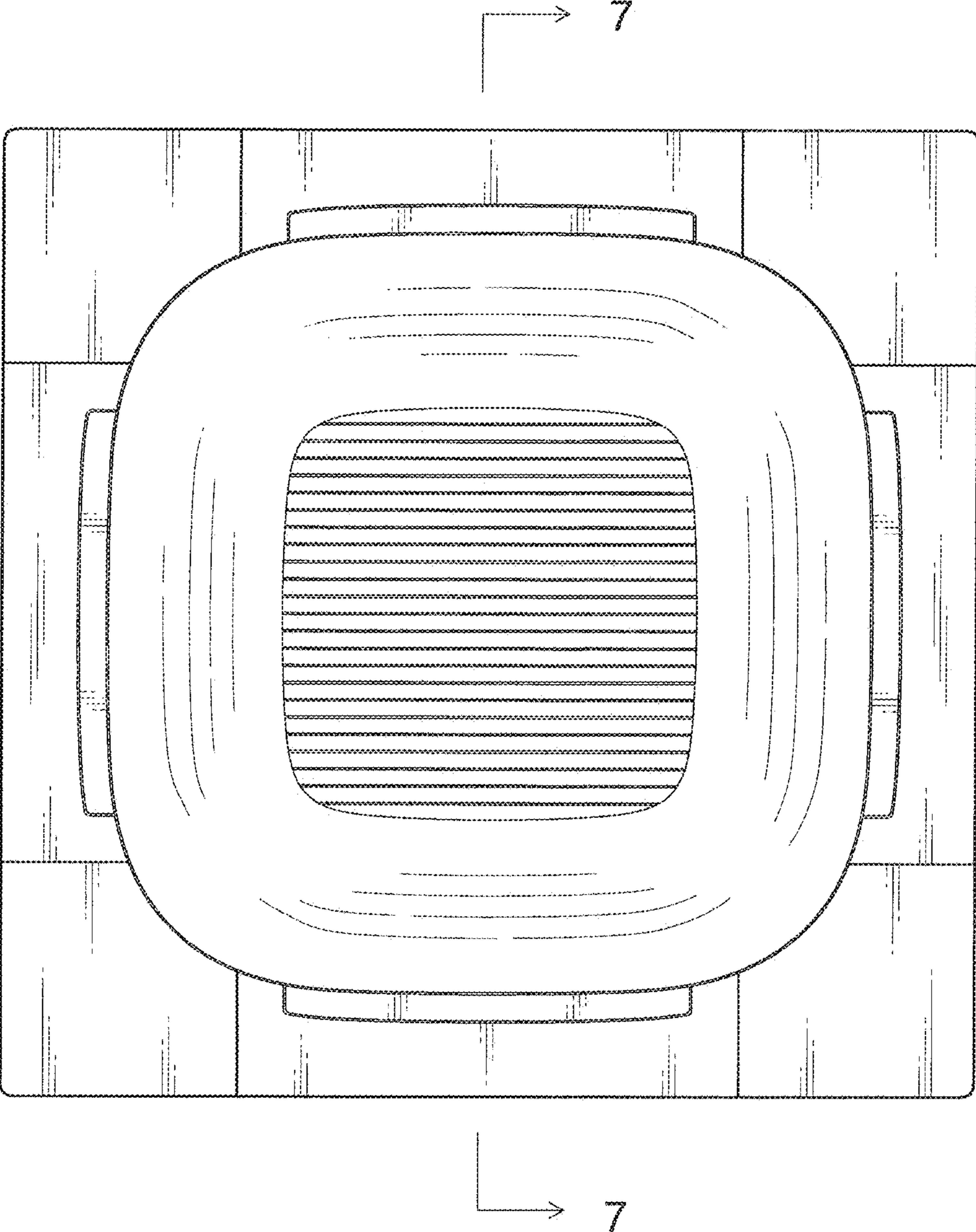


Fig.3

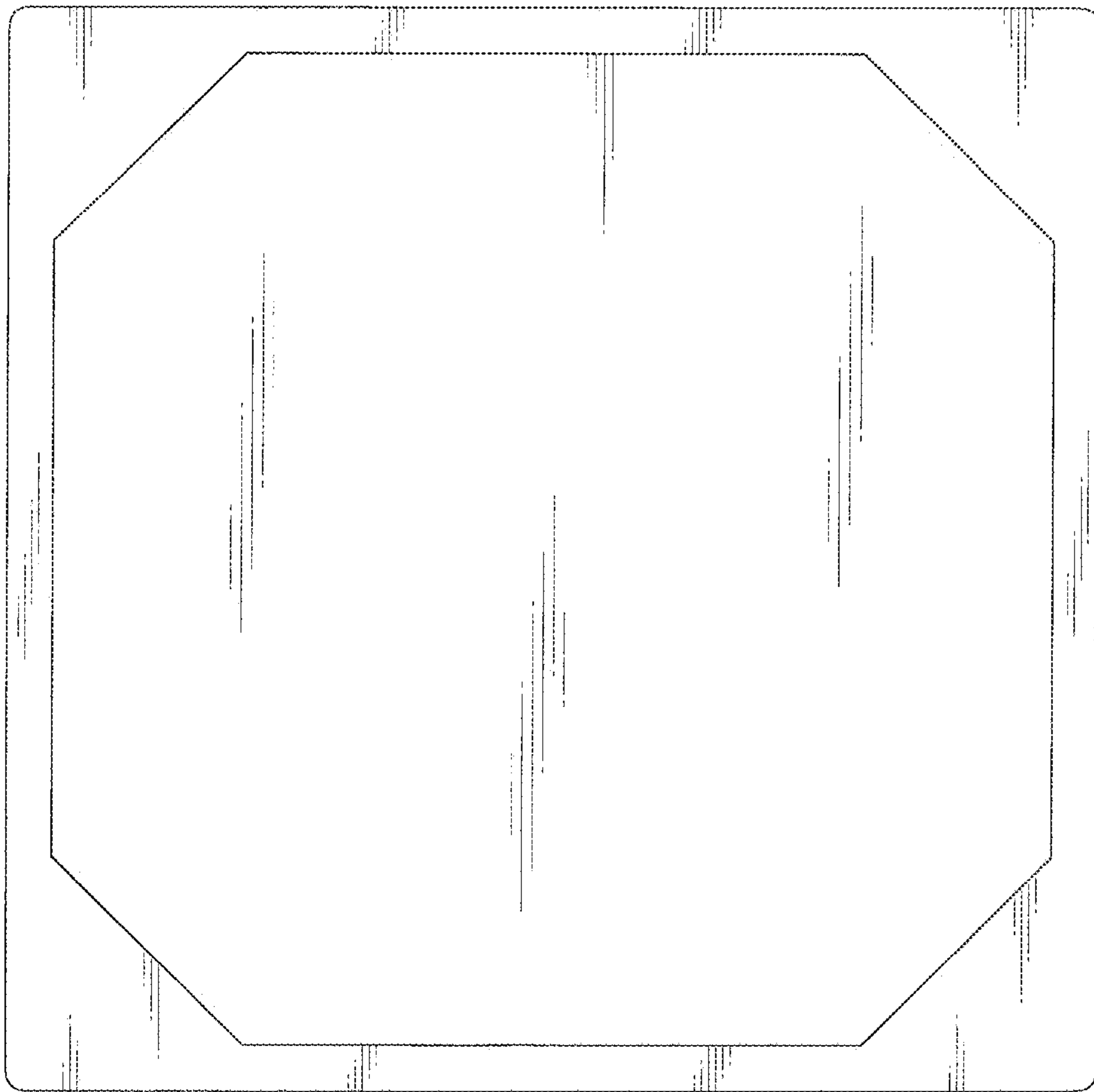


Fig.4

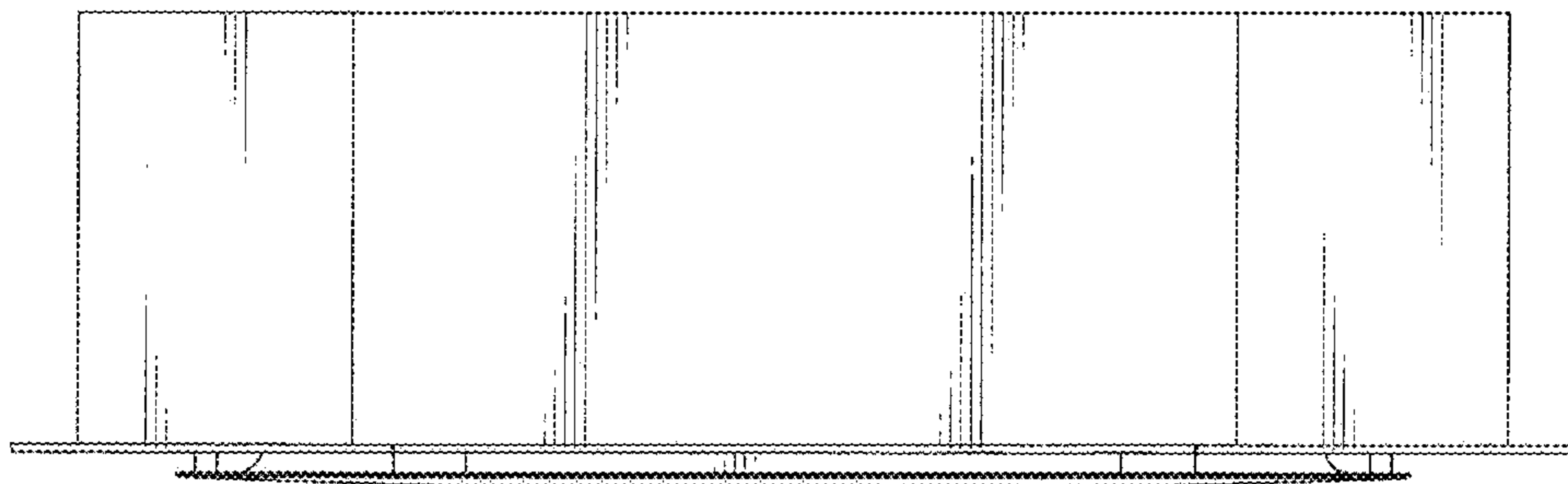


Fig.5




Fig.6




Fig.7

