



US00D759221S

(12) **United States Design Patent**
Salvani

(10) **Patent No.:** **US D759,221 S**
(45) **Date of Patent:** **** Jun. 14, 2016**

(54) **SHOWER WALL MOUNTED BACK SCRUBBER**

(71) Applicant: **Awino Salvani**, Garnerville, NY (US)

(72) Inventor: **Awino Salvani**, Garnerville, NY (US)

(**) Term: **14 Years**

(21) Appl. No.: **29/508,786**

(22) Filed: **Nov. 11, 2014**

(51) **LOC (10) Cl.** **23-02**

(52) **U.S. Cl.**
USPC **D23/304**; D28/63

(58) **Field of Classification Search**
USPC D23/304; D28/63, 20; D32/40, 43
CPC A47K 7/024; A47K 7/022; A47K 7/02
See application file for complete search history.

(56) **References Cited**

U.S. PATENT DOCUMENTS

| | | | | | |
|-----------|------|---------|---------------|-------|------------|
| 3,040,337 | A * | 6/1962 | Fjelstad | | A47K 7/024 |
| | | | | | D28/63 |
| 4,417,362 | A | 11/1983 | Walker | | |
| 5,277,389 | A * | 1/1994 | Ballares | | A47K 7/024 |
| | | | | | 248/206.3 |
| D354,587 | S * | 1/1995 | Bush, Sr. | | D28/63 |
| D400,658 | S * | 11/1998 | Mejia, Sr. | | D23/304 |
| 6,343,774 | B1 | 2/2002 | Thomas et al. | | |
| 6,526,618 | B1 * | 3/2003 | Bolton | | A47K 7/024 |
| | | | | | 15/104.92 |

| | | | | | |
|-----------|------|---------|-----------|-------|------------|
| D473,027 | S * | 4/2003 | Pecaut | | D28/63 |
| D508,147 | S * | 8/2005 | Pop | | D28/63 |
| 7,467,438 | B2 * | 12/2008 | Ryman | | A47K 7/024 |
| | | | | | 15/160 |
| D590,103 | S * | 4/2009 | Hunter | | D28/63 |
| D592,369 | S * | 5/2009 | Hitzemann | | D32/40 |
| D599,957 | S * | 9/2009 | Reggaro | | D28/63 |
| 8,191,196 | B2 * | 6/2012 | Aguilar | | A47K 7/024 |
| | | | | | 15/160 |
| D713,600 | S * | 9/2014 | Chesser | | D28/63 |

* cited by examiner

Primary Examiner — Robert Delehanty

(74) *Attorney, Agent, or Firm* — Crossley & Stevenson IP Law


(57) **CLAIM**

The ornamental design for a shower wall mounted back scrubber, as shown and described.

DESCRIPTION

FIG. 1 is a front elevation view of a shower wall mounted back scrubber showing my new design;
 FIG. 2 is a rear elevation view thereof;
 FIG. 3 is a left side elevation view thereof, each of the opposite side, the top side, and the bottom side being a mirror image of the shown; and,
 FIG. 4 is an isometric view thereof.
 The broken lines in FIG. 4 of the drawings depict a shower wall as environmental subject matter only and form no part of the claimed design.

1 Claim, 4 Drawing Sheets






FIG. 1




FIG. 2



FIG. 3

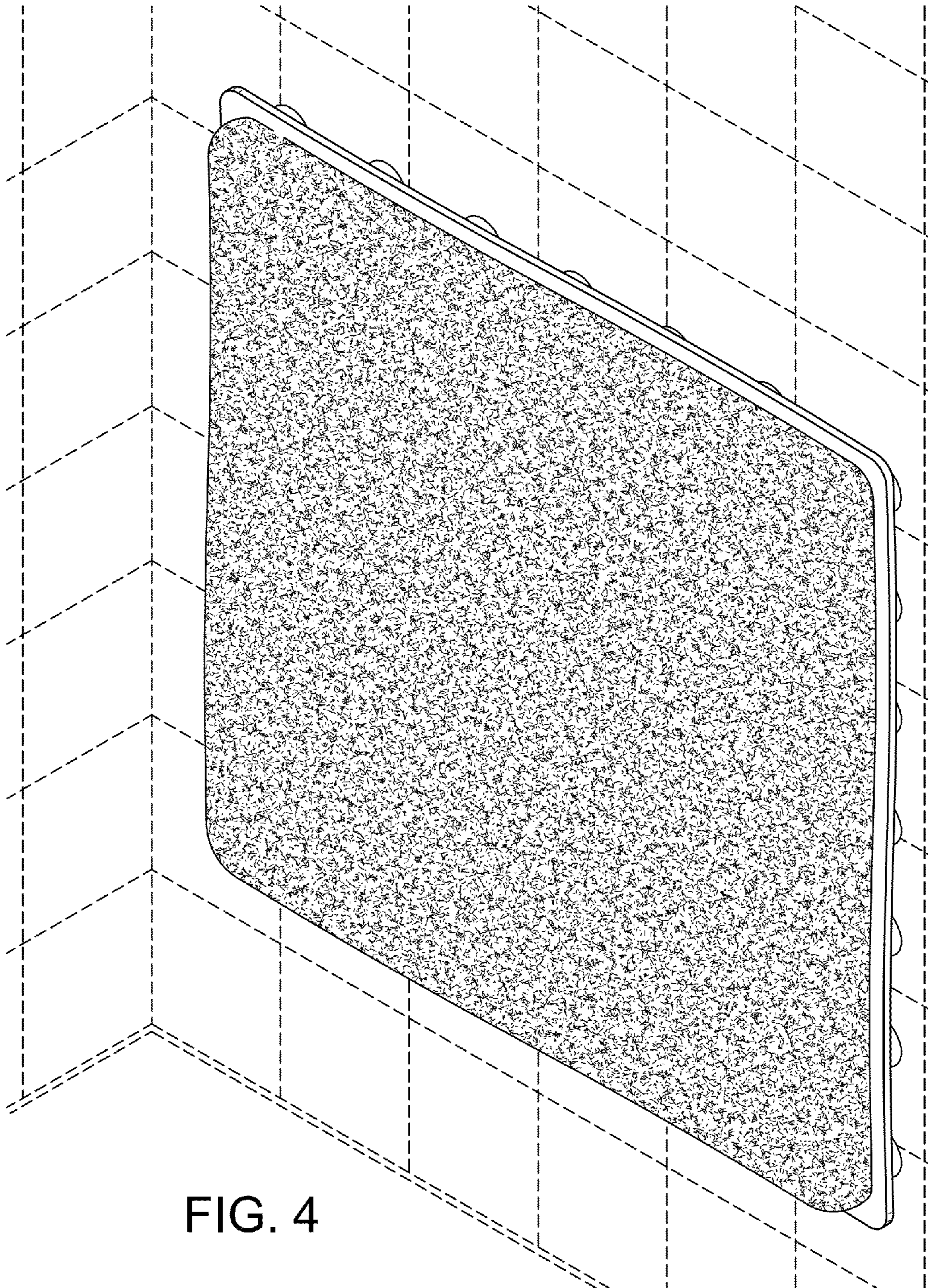


FIG. 4