



US00D759175S

(12) **United States Design Patent**
Trahan et al.

(10) **Patent No.:** **US D759,175 S**
(45) **Date of Patent:** **** Jun. 14, 2016**

- (54) **GOLF CLUB HEAD**
- (71) Applicant: **DUNLOP SPORTS CO., LTD.**,
Kobe-shi (JP)
- (72) Inventors: **Nick Trahan**, Huntington Beach, CA
(US); **Mika Becktor**, Costa Mesa, CA
(US); **Keith Dolezel**, West Covina, CA
(US); **Phillip C. Seagram**, Long Beach,
CA (US)
- (73) Assignee: **DUNLOP SPORTS CO. LTD.**, Kobe
(JP)
- (**) Term: **14 Years**
- (21) Appl. No.: **29/515,320**
- (22) Filed: **Jan. 21, 2015**

Related U.S. Application Data

- (63) Continuation-in-part of application No. 29/494,378,
filed on Jun. 19, 2014.
- (51) **LOC (10) Cl.** **21-02**
- (52) **U.S. Cl.**
USPC **D21/759**
- (58) **Field of Classification Search**
USPC D21/733-752, 759
CPC A63B 53/00; A63B 53/04; A63B 53/0466;
A63B 2053/00; A63B 2053/0404; A63B
2053/0433
See application file for complete search history.

(56) **References Cited**

U.S. PATENT DOCUMENTS

D349,934 S *	8/1994	Feche	D21/733
D396,512 S *	7/1998	Besnard	D21/733
D430,244 S *	8/2000	Besnard	D21/733
D437,905 S *	2/2001	Galloway	D21/759
D446,563 S *	8/2001	Besnard	D21/752

D446,834 S *	8/2001	Hocknell	D21/759
D457,585 S *	5/2002	Smith	D21/759
D476,388 S *	6/2003	Burnett	D21/759
D506,238 S *	6/2005	Rollinson	D21/759
D508,102 S *	8/2005	Poynor	D21/759
D510,396 S *	10/2005	Rollinson	D21/759
D526,693 S *	8/2006	Murray	D21/752
D527,780 S *	9/2006	Sanchez	D21/759
D538,870 S *	3/2007	Chick	D21/759
D544,935 S *	6/2007	Chick	D21/759
D544,936 S *	6/2007	Chick	D21/759
D545,390 S *	6/2007	Kuan	D21/759
D553,700 S *	10/2007	Rollinson	D21/759
D569,942 S *	5/2008	Jertson	D21/759
D708,278 S *	7/2014	Saliba	D21/759
8,932,149 B2 *	1/2015	Oldknow	A63B 53/0466 473/327
D730,467 S *	5/2015	Trahan	D21/759
D732,123 S *	6/2015	Trahan	D21/759

* cited by examiner

Primary Examiner — Mitchell Siegel

(74) *Attorney, Agent, or Firm* — Oliff PLC

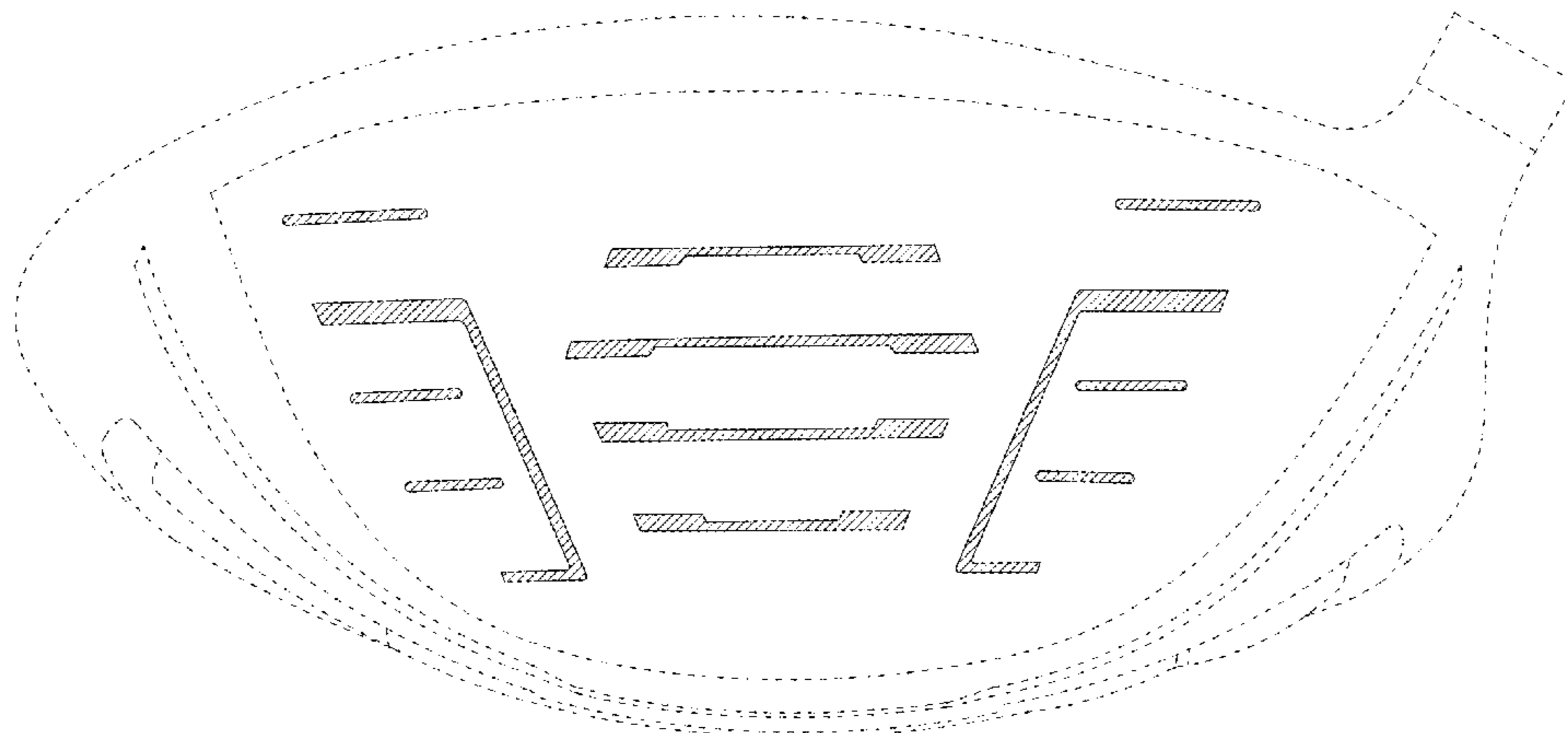
(57) **CLAIM**

The ornamental design for a golf club head, as shown and described.

DESCRIPTION

FIG. 1 is a bottom, heel-side, front perspective view of the golf club head;
 FIG. 2 is a top plan view thereof;
 FIG. 3 is a heel-side elevational view thereof;
 FIG. 4 is a front elevational view thereof;
 FIG. 5 is a toe-side elevational view thereof;
 FIG. 6 is a bottom plan view thereof; and,
 FIG. 7 is a rear elevational view thereof.
 The cross hatching indicates a surface treatment applied to the front face of the golf club head. The broken lines illustrate environmental structure and form no part of the claimed design.

1 Claim, 7 Drawing Sheets



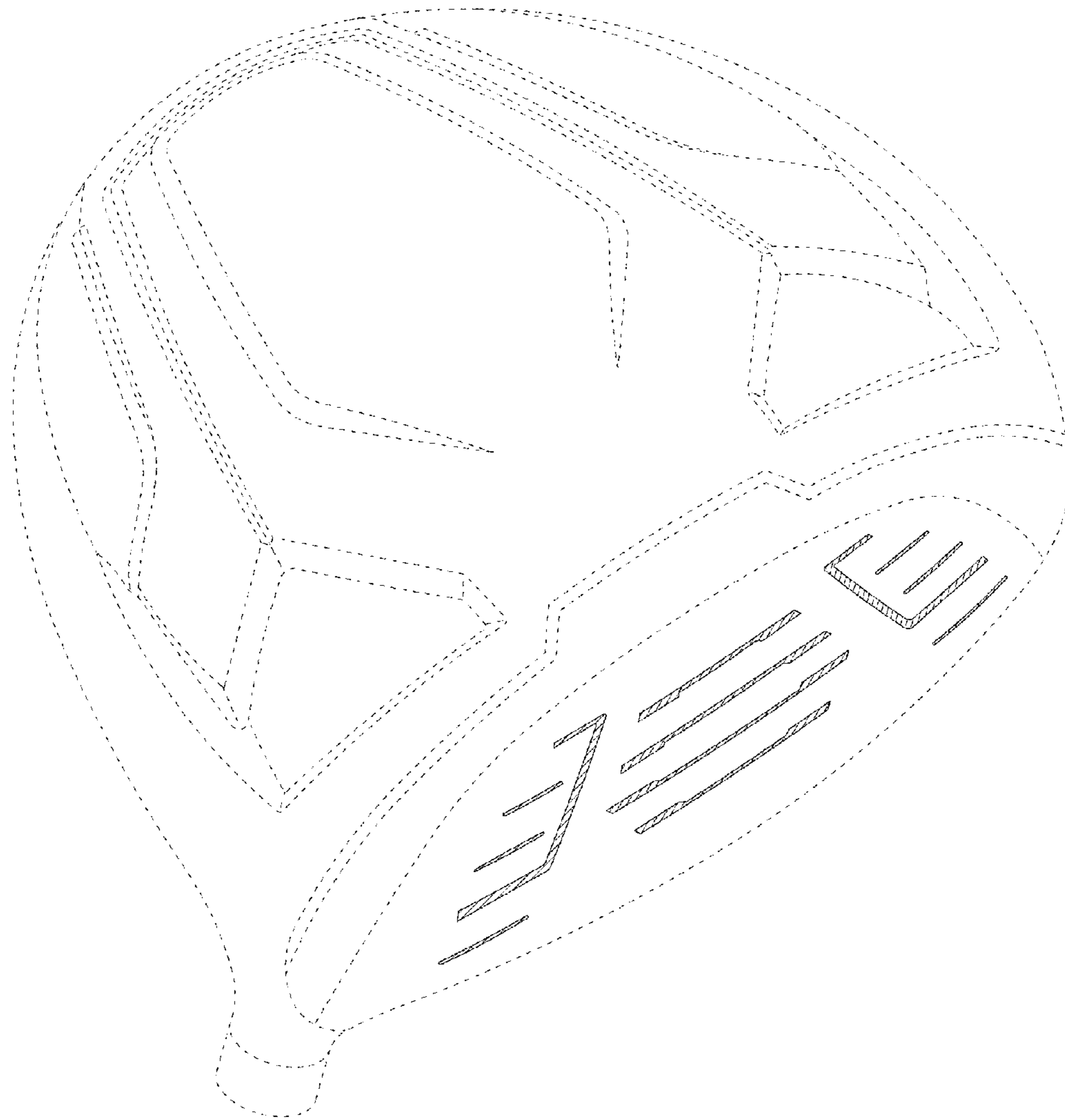


FIG. 1

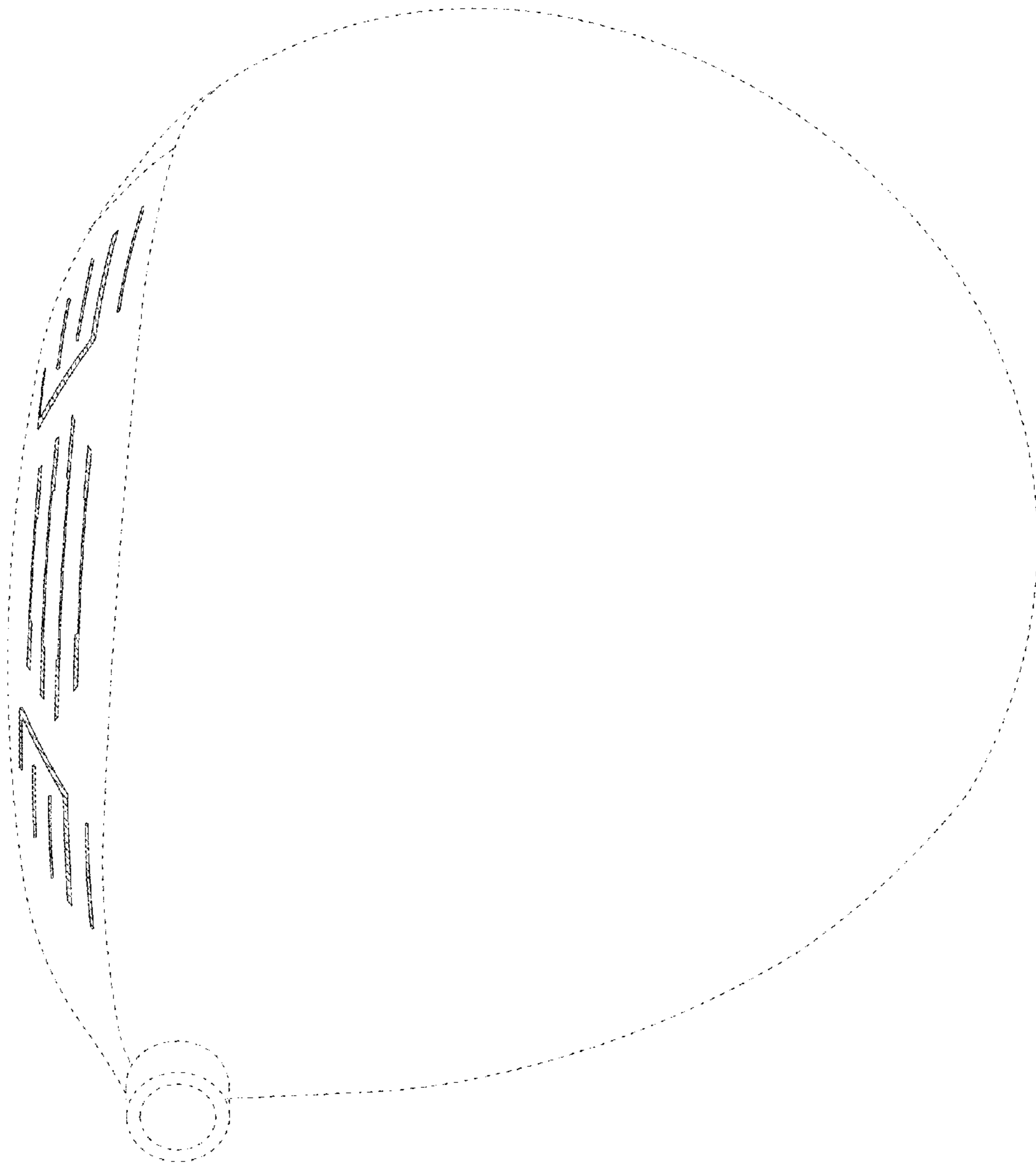


FIG. 2




FIG. 3

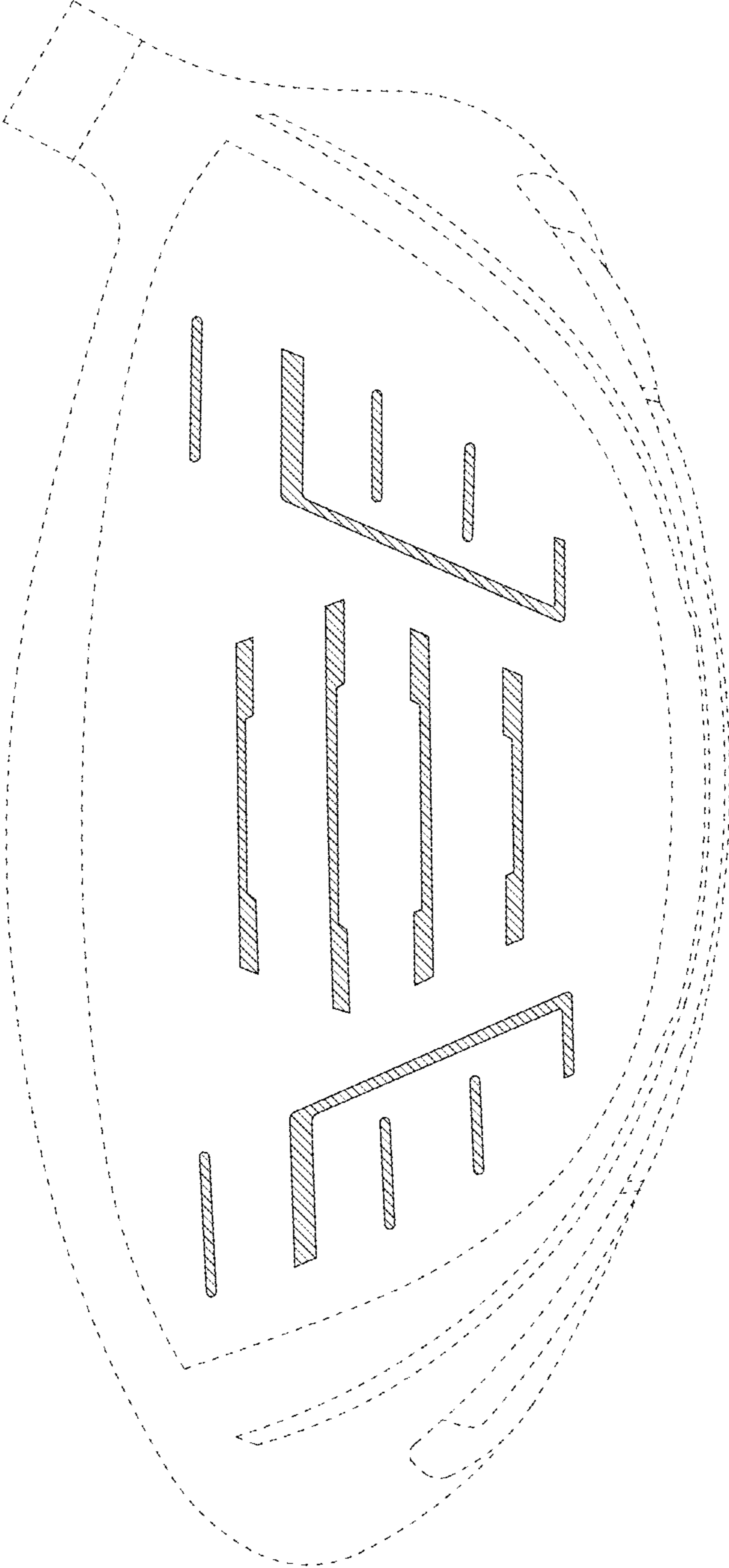


FIG. 4




FIG. 5

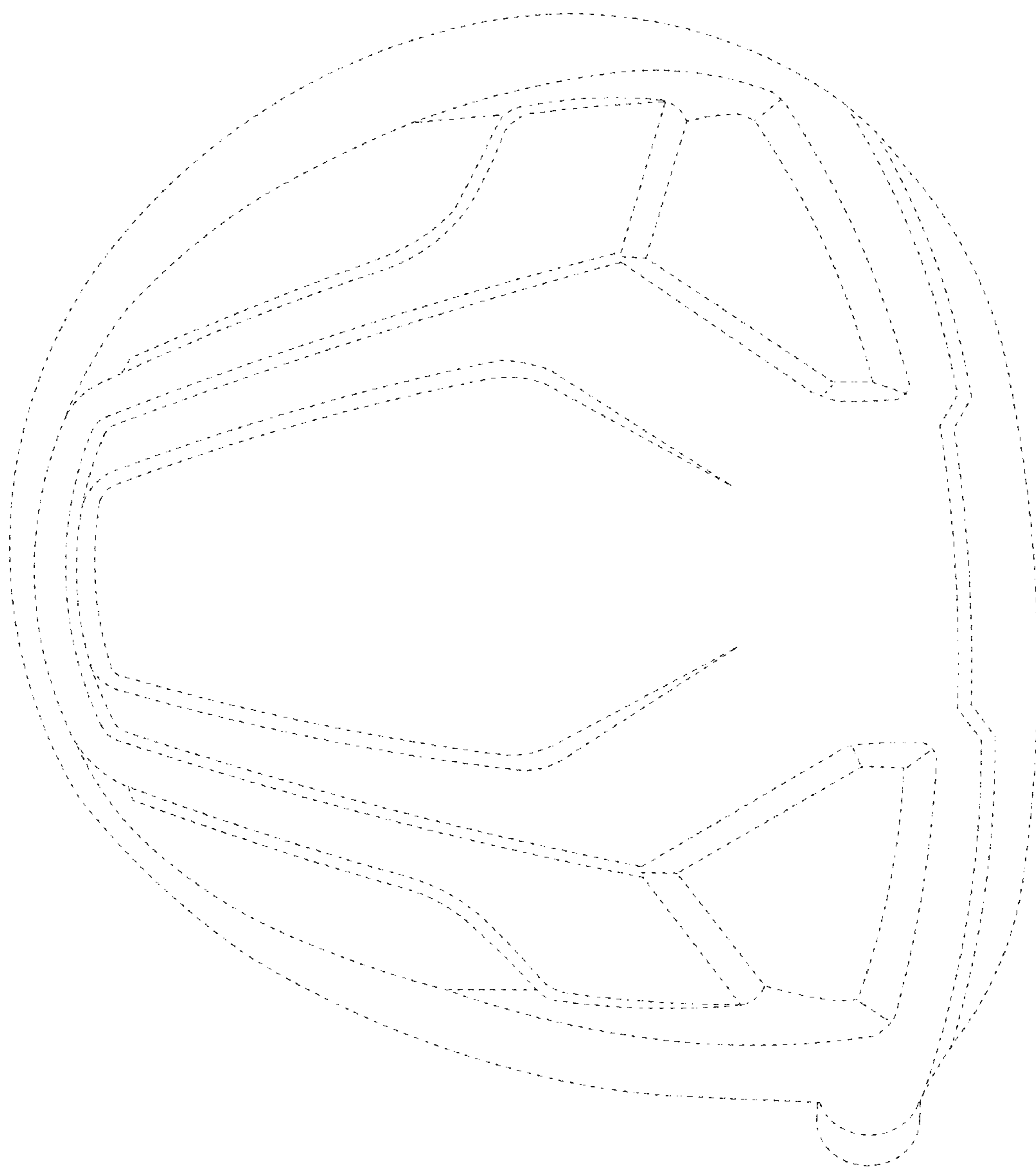


FIG. 6

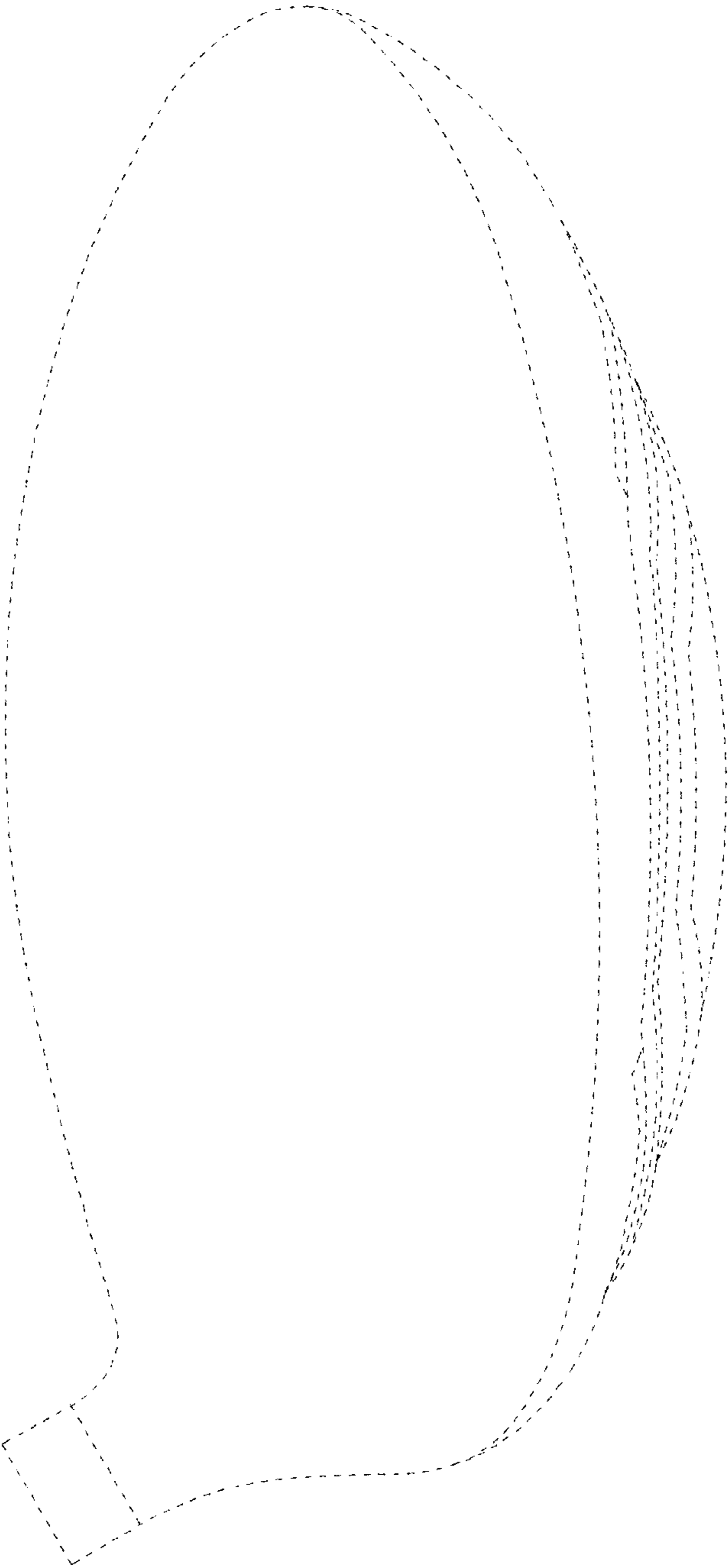


FIG. 7