



US00D759153S

(12) **United States Design Patent**
Butera

(10) **Patent No.:** **US D759,153 S**
(45) **Date of Patent:** **** Jun. 14, 2016**

(54) **ELECTRONIC INSTRUMENT**

(71) Applicant: **Artiphon, Inc.**, Nashville, TN (US)
(72) Inventor: **Michael V. Butera**, Nashville, TN (US)
(73) Assignee: **ARTIPHON, INC.**, Nashville, TN (US)
(**) Term: **14 Years**
(21) Appl. No.: **29/518,913**

(22) Filed: **Feb. 27, 2015**
(51) **LOC (10) Cl.** **17-99**
(52) **U.S. Cl.**
USPC **D17/99**
(58) **Field of Classification Search**
USPC D14/218, 248; D17/1, 3, 4, 9, 12, 14,
D17/16, 20, 21, 23, 24, 99; D24/214;
984/100, 101, 107, 157, 158, 300
CPC G10D 1/00; G10D 15/00; G10D 17/00;
G10H 7/00; G10K 15/02
See application file for complete search history.

(56) **References Cited**

U.S. PATENT DOCUMENTS

3,833,751 A *	9/1974	Chapman	G10H 3/18 84/327
D249,182 S *	8/1978	Greer	D17/99
D310,091 S *	8/1990	Tatsumi	D17/14
D351,612 S *	10/1994	Eventoff	D17/1
D363,946 S *	11/1995	Eberlen	D17/14
D410,024 S *	5/1999	Eventoff	D17/14
D439,603 S *	3/2001	Laird	D17/99
D568,377 S *	5/2008	Kim	D17/14
D610,191 S *	2/2010	Lambert	D17/99
D620,043 S *	7/2010	Lambert	D17/99
D668,711 S *	10/2012	Nagels	D17/20
D673,601 S *	1/2013	Evans	D17/14
2013/0174717 A1 *	7/2013	Butera	G10H 1/32 84/609

OTHER PUBLICATIONS

Akai Professional EWI4000S Electronic Wind Controller, posted at Amazon.com, posting date Oct. 31, 2006, © 1996-2015 Amazon.com, [online], [site visited Feb. 1, 2016]. Available from Internet, <URL: <http://www.amazon.com/Akai-Professional-EWI4000S-Electronic-Controller/dp/B000UTIJ00>>.*
Eigenharp, a new musical instrument for the digital age., posted at Examiner.com, posting date Jan. 31, 2010, © Examiner.com, [online], [site visited Feb. 1, 2016]. Available from Internet, <URL: <http://www.examiner.com/article/eigenharp-a-new-musical-instrument-for-the-digital-age>>.*

* cited by examiner

Primary Examiner — Manpreet Matharu
Assistant Examiner — Lisa A Grabenstetter

(74) *Attorney, Agent, or Firm* — Justin F. McNaughton;
Stites & Harbison PLLC

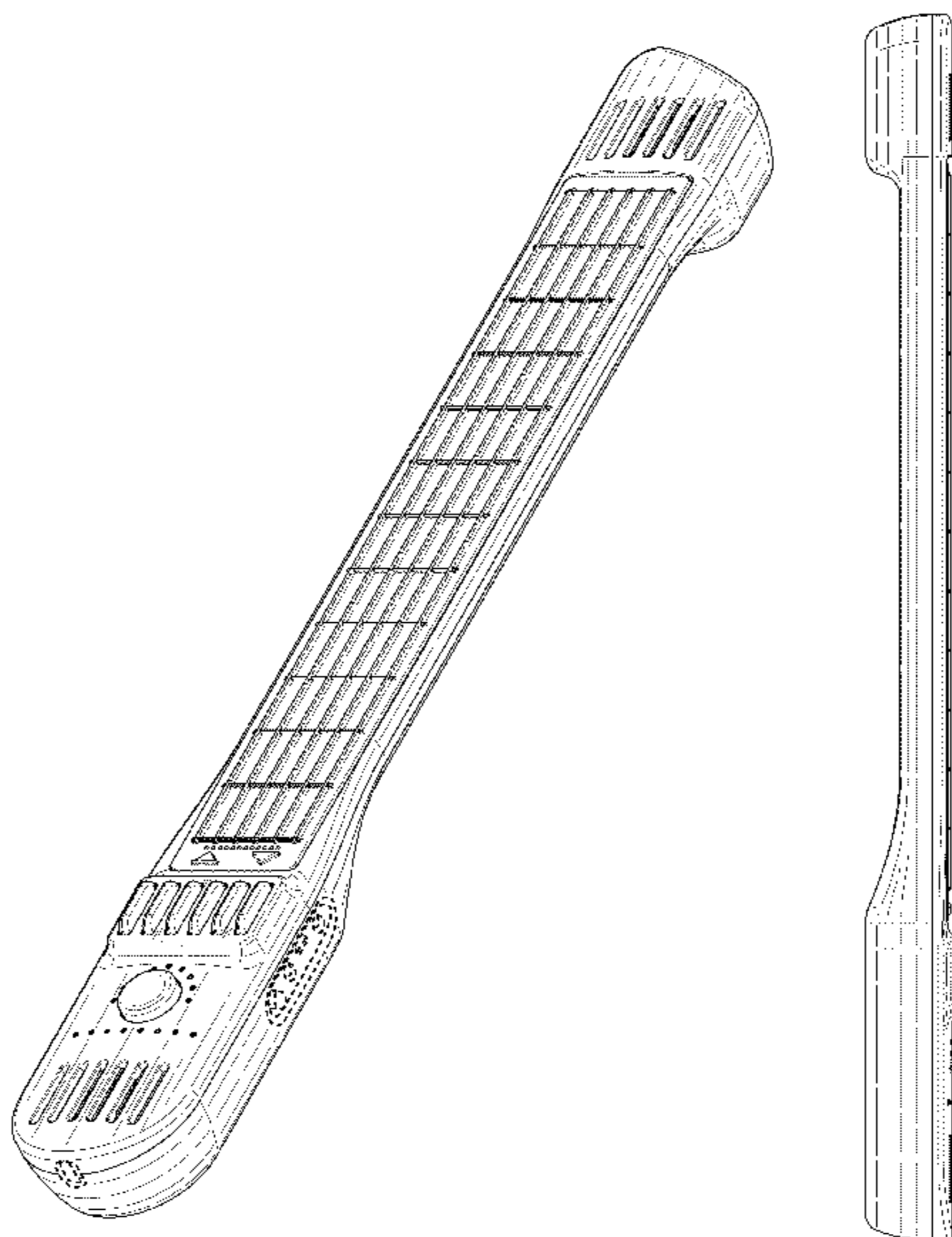
(57) **CLAIM**

The ornamental design for an electronic instrument, as shown and described.

DESCRIPTION

FIG. 1 is a front, left side perspective view of an electronic instrument showing my new design;
FIG. 2 is back, right side perspective view thereof;
FIG. 3 is a left side view thereof;
FIG. 4 is a front view thereof;
FIG. 5 is a right side view thereof;
FIG. 6 is a back view thereof;
FIG. 7 is a top plan view thereof;
FIG. 8 is a bottom plan view thereof; and,
FIG. 9 is a cross sectional view thereof; taken along the line 9-9 of FIG. 4.
The broken line portions show unclaimed subject matter only and form no part of the claimed design.

1 Claim, 5 Drawing Sheets



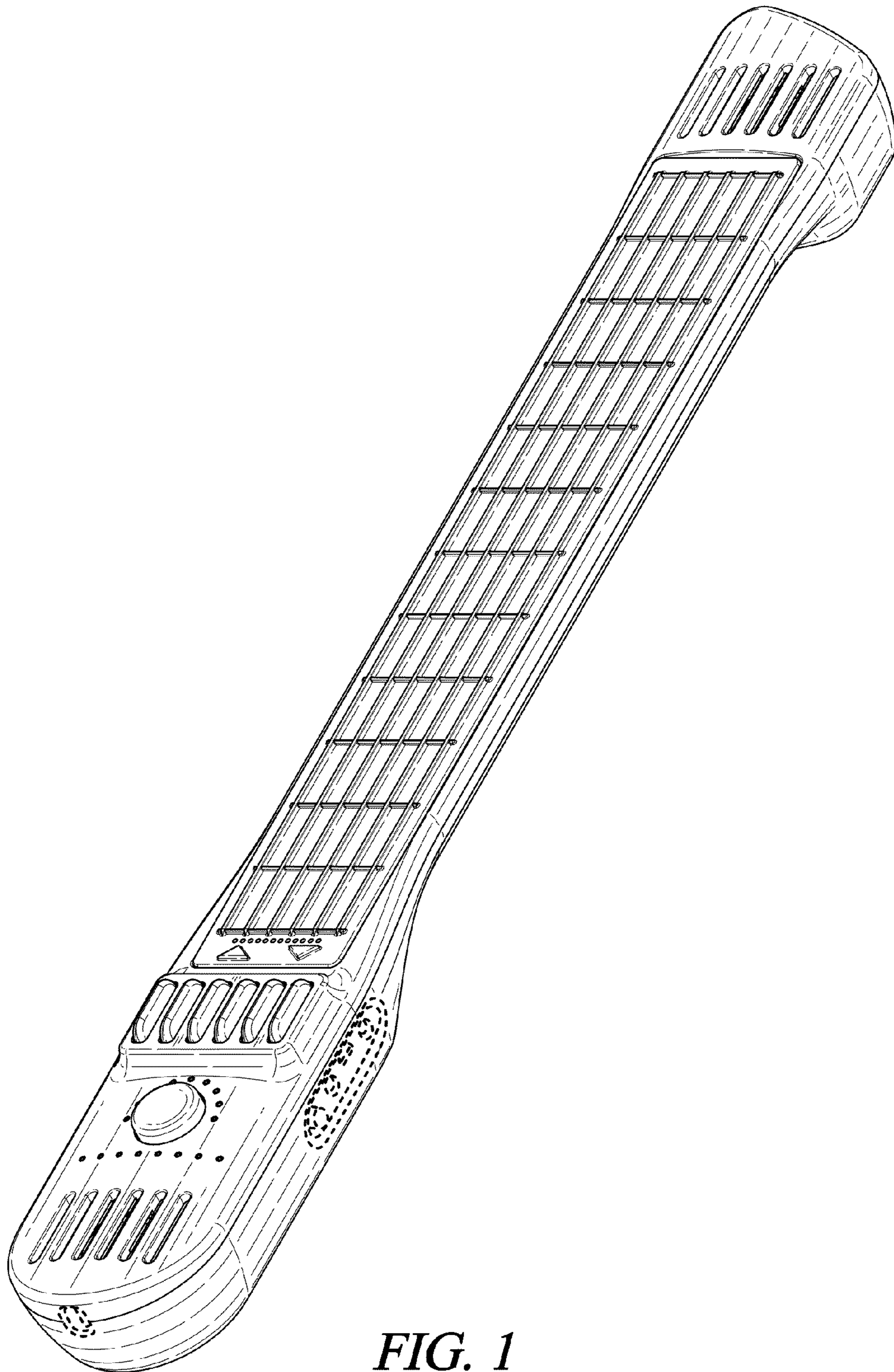


FIG. 1

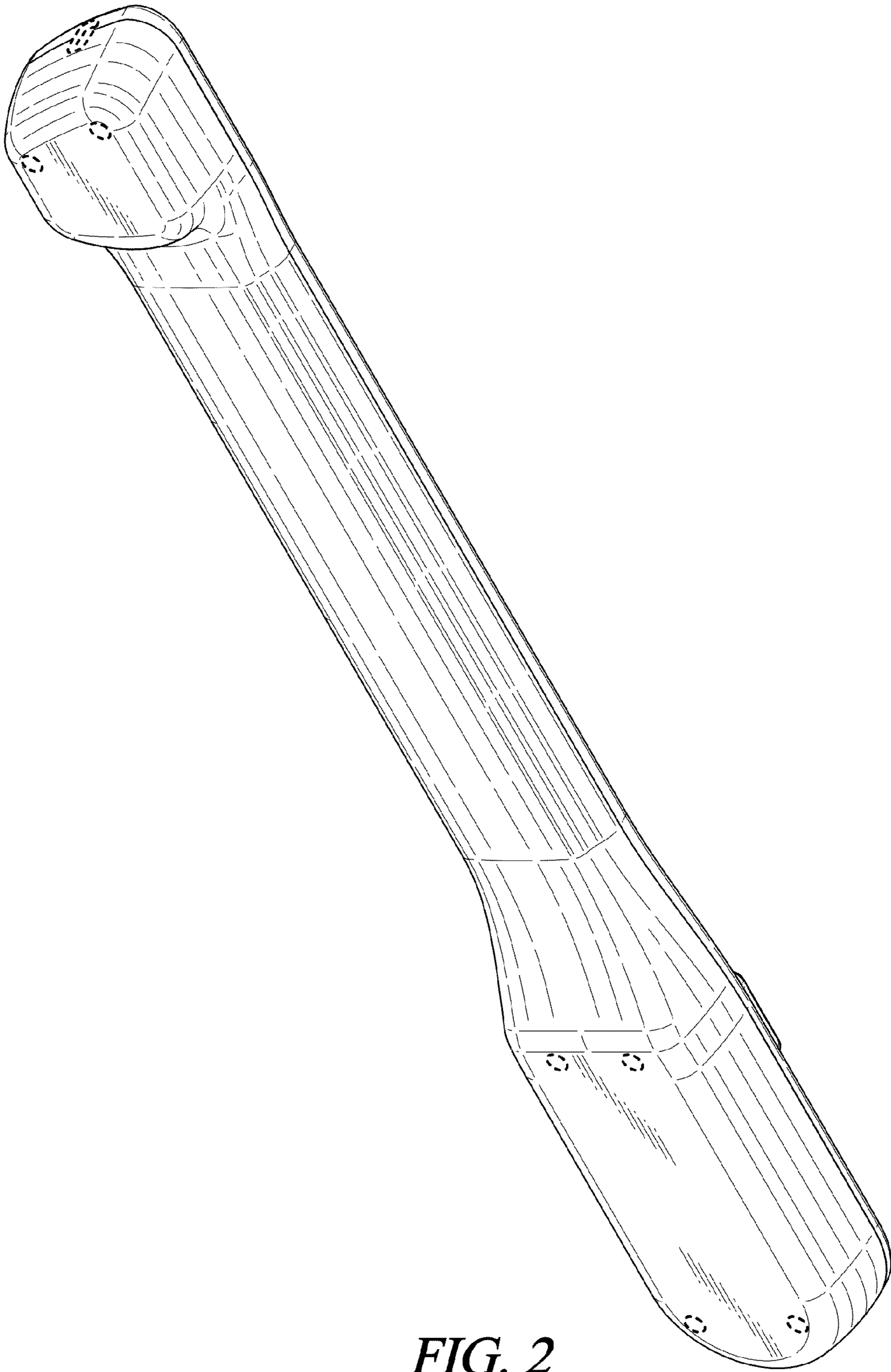


FIG. 2

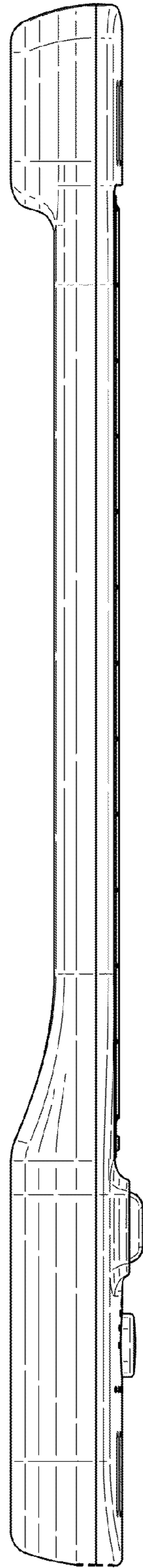


FIG. 3

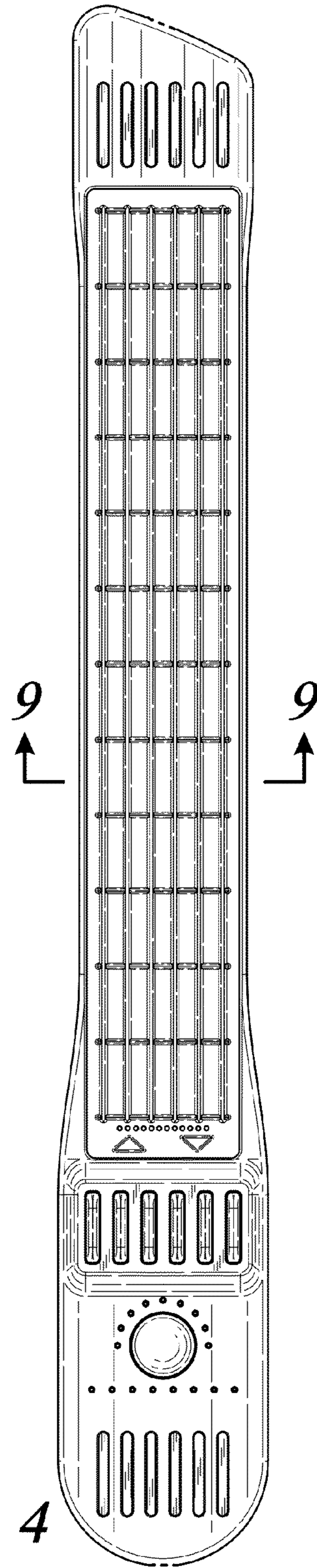


FIG. 4

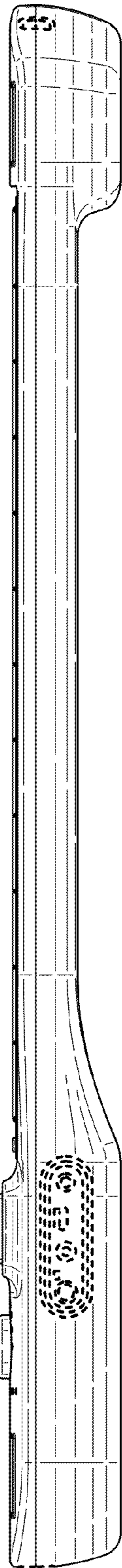


FIG. 5

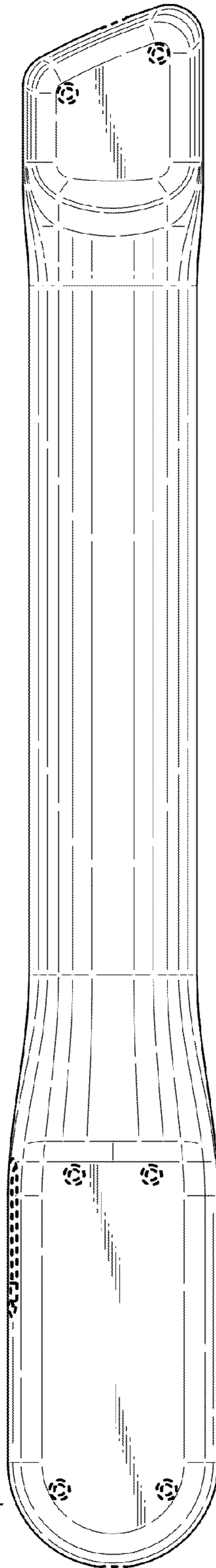


FIG. 6

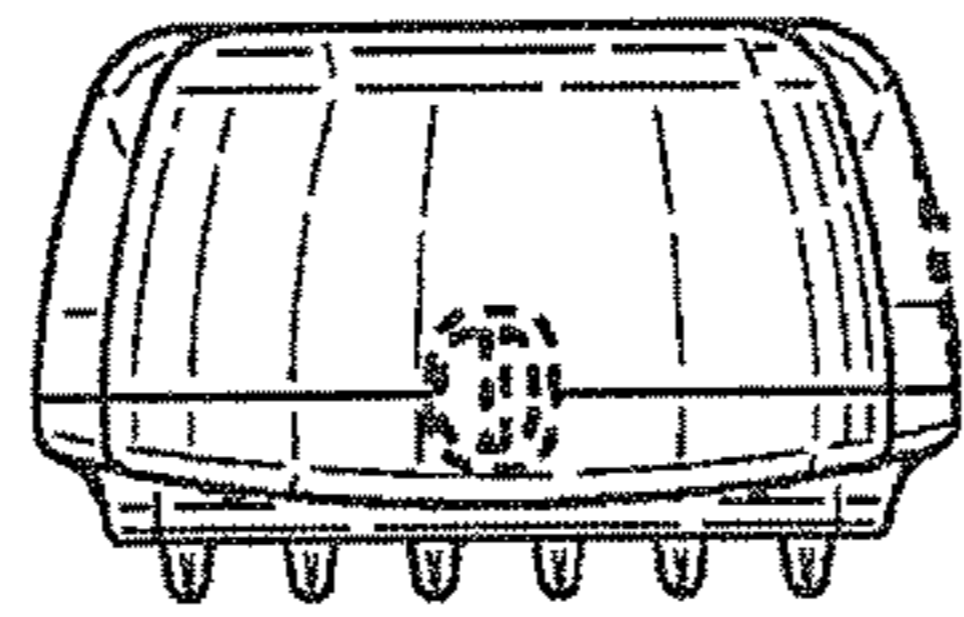


FIG. 7




FIG. 8

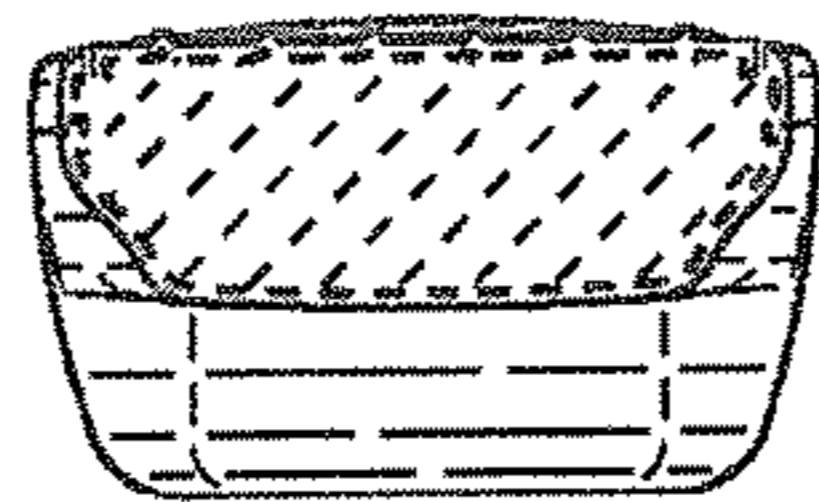


FIG. 9