



US00D759149S

(12) **United States Design Patent**
Brown

(10) **Patent No.:** **US D759,149 S**

(45) **Date of Patent:** **** Jun. 14, 2016**

(54) **DECORATIVE EYEGLASS**

(71) Applicant: **Tuwana R. P. Brown**, Trenton, NJ (US)

(72) Inventor: **Tuwana R. P. Brown**, Trenton, NJ (US)

(**) Term: **15 Years**

(21) Appl. No.: **29/530,306**

(22) Filed: **Jun. 15, 2015**

(51) **LOC (10) Cl.** **16-06**

(52) **U.S. Cl.**

USPC **D16/309**; D16/306; D16/311; D16/323

(58) **Field of Classification Search**

USPC D16/101, 300–342, 900; D29/109–110;
351/41, 44, 51–52, 62, 158, 92,
351/103–123, 140–153, 63, 59, 45–48;
2/426–432, 447–449, 441, 434–437,
2/440, 442, 13, 15; D21/483, 659–661;
D14/372; D8/356

CPC G02C 2200/08; G02C 1/06; G02C 5/14;
G02C 11/02; G02C 11/04; G02C 3/003;
G01C 5/16; A61M 2021/0044; A63B 33/002;
A44C 15/003; A44C 15/001

See application file for complete search history.

(56) **References Cited**

U.S. PATENT DOCUMENTS

D164,228 S * 8/1951 Field 351/157
D324,871 S * 3/1992 Cordet D11/1
5,414,907 A * 5/1995 Kiapos G02C 3/003
24/116 A
5,557,345 A * 9/1996 Katzenmeyer A44C 15/003
351/52
D396,052 S * 7/1998 Stolt D16/306
6,520,635 B1 * 2/2003 Ignatowski A44C 15/003
351/157
D519,542 S * 4/2006 Goodman 351/157

7,322,214 B2 * 1/2008 Ignatowski A44C 15/001
351/52
7,341,342 B2 * 3/2008 Jain G02C 3/003
351/114
D601,612 S * 10/2009 Marchand D16/308
7,780,289 B2 * 8/2010 Pettingill G02C 3/003
351/156
D630,241 S * 1/2011 Campbell D16/306
D635,608 S * 4/2011 Gray D16/341
8,851,666 B1 * 10/2014 Stahl G02C 11/02
351/51
D731,582 S * 6/2015 Berman D16/306
D741,941 S * 10/2015 Armstrong D16/300
D750,155 S * 2/2016 Ganovsky D16/101
9,285,605 B2 * 3/2016 Terreri G02C 3/003
2003/0110798 A1 * 6/2003 Ignatowski A44C 15/001
63/38
2005/0241115 A1 * 11/2005 Zoullas A44C 15/003
24/3.3
2007/0236650 A1 * 10/2007 Jain G02C 3/003
351/41

* cited by examiner

Primary Examiner — Raphael Barkai

(74) *Attorney, Agent, or Firm* — Fraline J. Allgaier

(57) **CLAIM**

The ornamental design for a decorative eyeglass, as shown and described.

DESCRIPTION

FIG. 1 is a perspective view of the decorative eyeglass showing my new design.

FIG. 2 is a side view thereof in an alternate position.

FIG. 3 is a front view thereof as shown in FIG. 1; and,

FIG. 4 is a side view thereof in an alternate position.

The broken lines, within the claimed design, in FIGS. 3 and 4 that depict a person are for illustrative purposes only. None of the broken lines form a part of the claimed design.

1 Claim, 4 Drawing Sheets

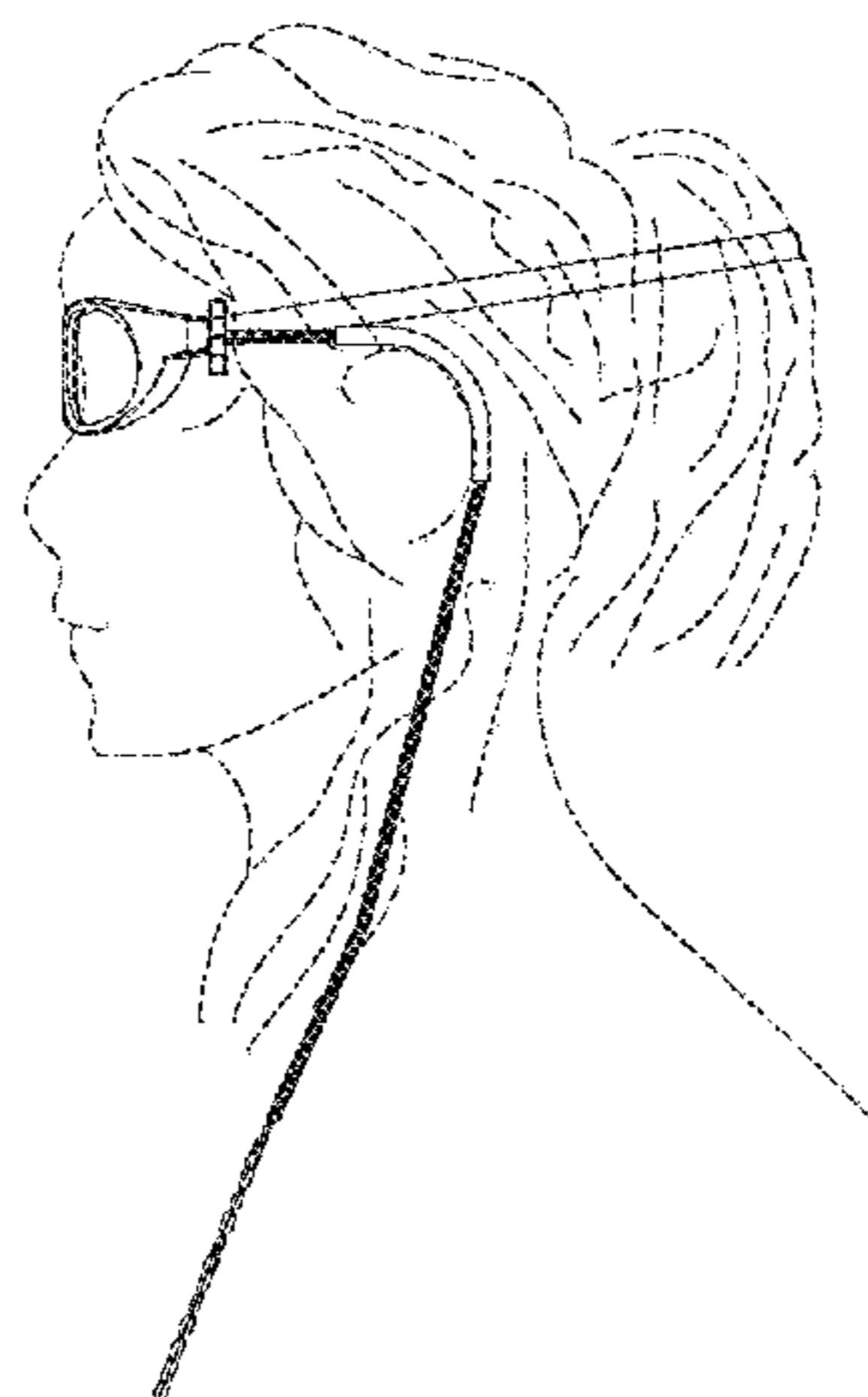



FIG. 1

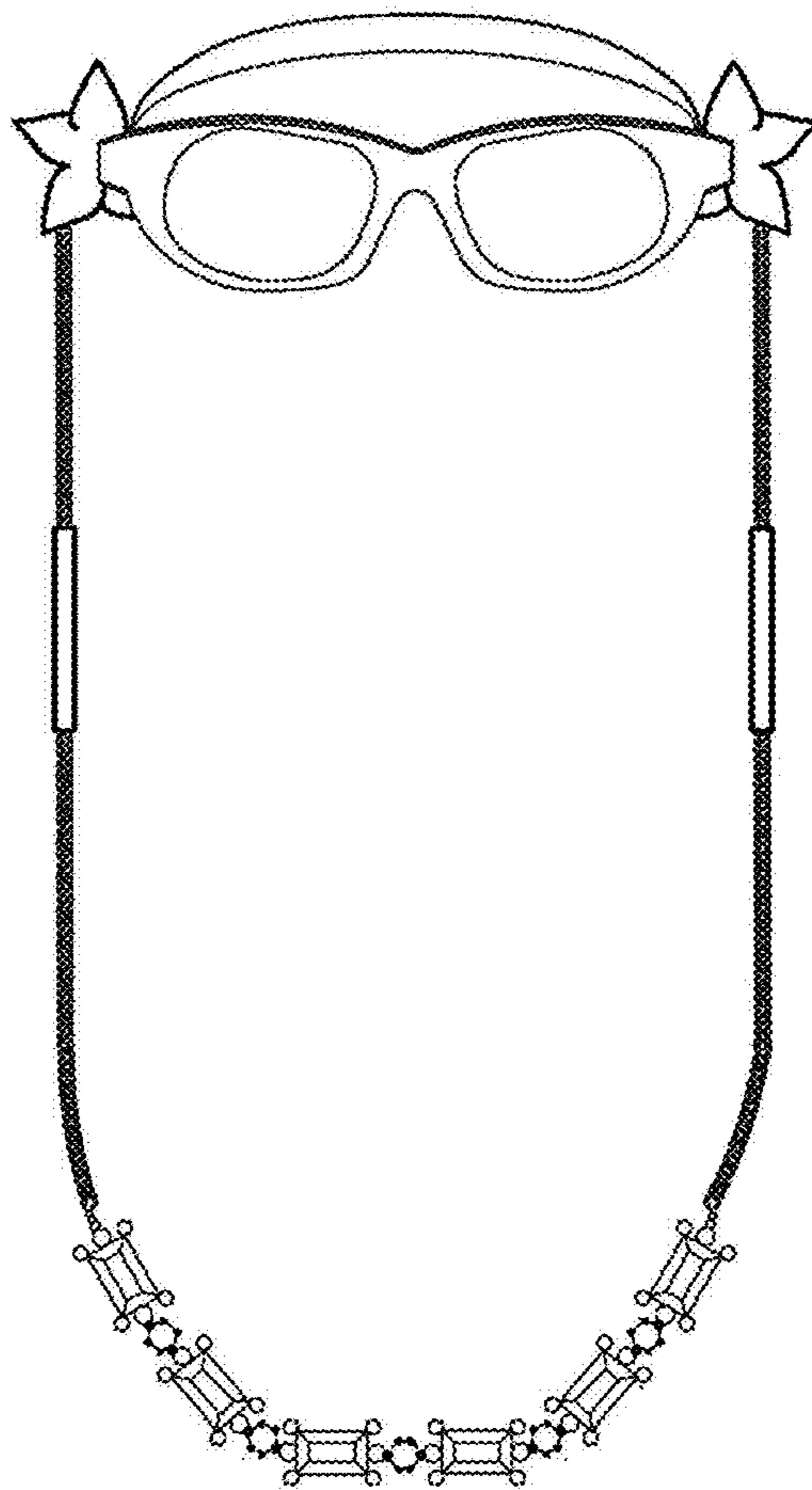


FIG. 2




FIG. 3




FIG. 4

