



US00D759132S

(12) **United States Design Patent**  
**Kwon et al.**

(10) **Patent No.:** **US D759,132 S**  
(45) **Date of Patent:** **\*\* Jun. 14, 2016**

- (54) **REFRIGERATOR DOOR**
- (71) Applicant: **LG ELECTRONICS INC.**, Seoul (KR)
- (72) Inventors: **Hyok Ku Kwon**, Seoul (KR); **Hye In Yang**, Seoul (KR)
- (73) Assignee: **LG ELECTRONICS INC.**, Seoul (KR)
- (\*\*) Term: **14 Years**
- (21) Appl. No.: **29/518,845**
- (22) Filed: **Feb. 27, 2015**
- (30) **Foreign Application Priority Data**

Aug. 29, 2014 (KR) ..... 30-2014-0042425

- (51) **LOC (10) Cl.** ..... **15-07**
- (52) **U.S. Cl.**  
USPC ..... **D15/91**
- (58) **Field of Classification Search**  
USPC ..... D15/79-91  
CPC ..... F25D 23/028; F25D 23/02; F25D 25/025;  
F25D 23/00; F25D 2323/021; F25D 11/00;  
F25D 2323/024; F25D 23/04; F25D 29/00;  
F25D 25/02; F25D 25/024; F25D 27/005;  
F25D 23/12; F25D 29/005; F25D 17/042;  
F25D 2325/021; F25D 2323/02  
See application file for complete search history.

(56) **References Cited**  
**U.S. PATENT DOCUMENTS**

- D342,743 S \* 12/1993 Renner ..... D15/91
- D620,507 S \* 7/2010 Baacke ..... D15/91

- D702,742 S \* 4/2014 Hwan ..... D15/91
- D707,735 S \* 6/2014 Cho ..... D15/91
- D723,595 S \* 3/2015 You ..... D15/91
- D724,120 S \* 3/2015 Ryu ..... D15/91
- D730,958 S \* 6/2015 Choi ..... D15/91
- D738,940 S \* 9/2015 Shin ..... D15/89
- D738,941 S \* 9/2015 Shin ..... D15/91

\* cited by examiner

*Primary Examiner* — Daniel Bui

*Assistant Examiner* — Khawaja Anwar

(74) *Attorney, Agent, or Firm* — Birch, Stewart, Kolasch & Birch, LLP

(57) **CLAIM**

We claim the ornamental design for a refrigerator door, as shown and described.

**DESCRIPTION**

FIG. 1 is a perspective view of a refrigerator door showing our new design:

FIG. 2 is a front elevation view thereof;

FIG. 3 is a rear elevation view thereof;

FIG. 4 is a left-side elevation view thereof;

FIG. 5 is a right-side elevation view thereof;

FIG. 6 is a top plan view thereof;

FIG. 7 is a bottom plan view thereof;

FIG. 8 is a perspective view thereof, shown in usage condition; and,

FIG. 9 is another perspective view thereof, shown in usage environment.

The broken lines in the drawing figures are included for the purpose of illustrating environment and form no part of the claimed design.

**1 Claim, 6 Drawing Sheets**

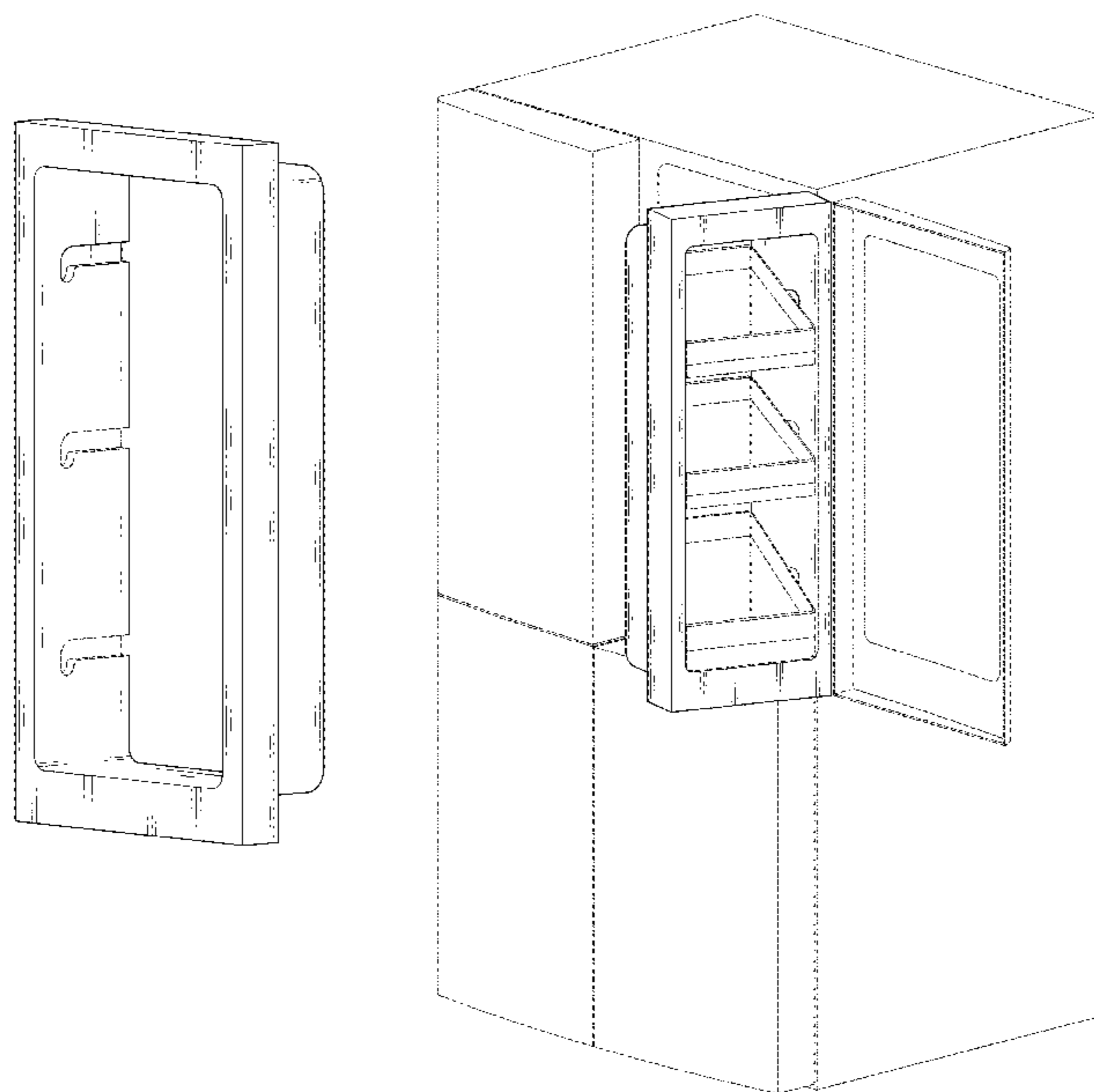


FIG. 1

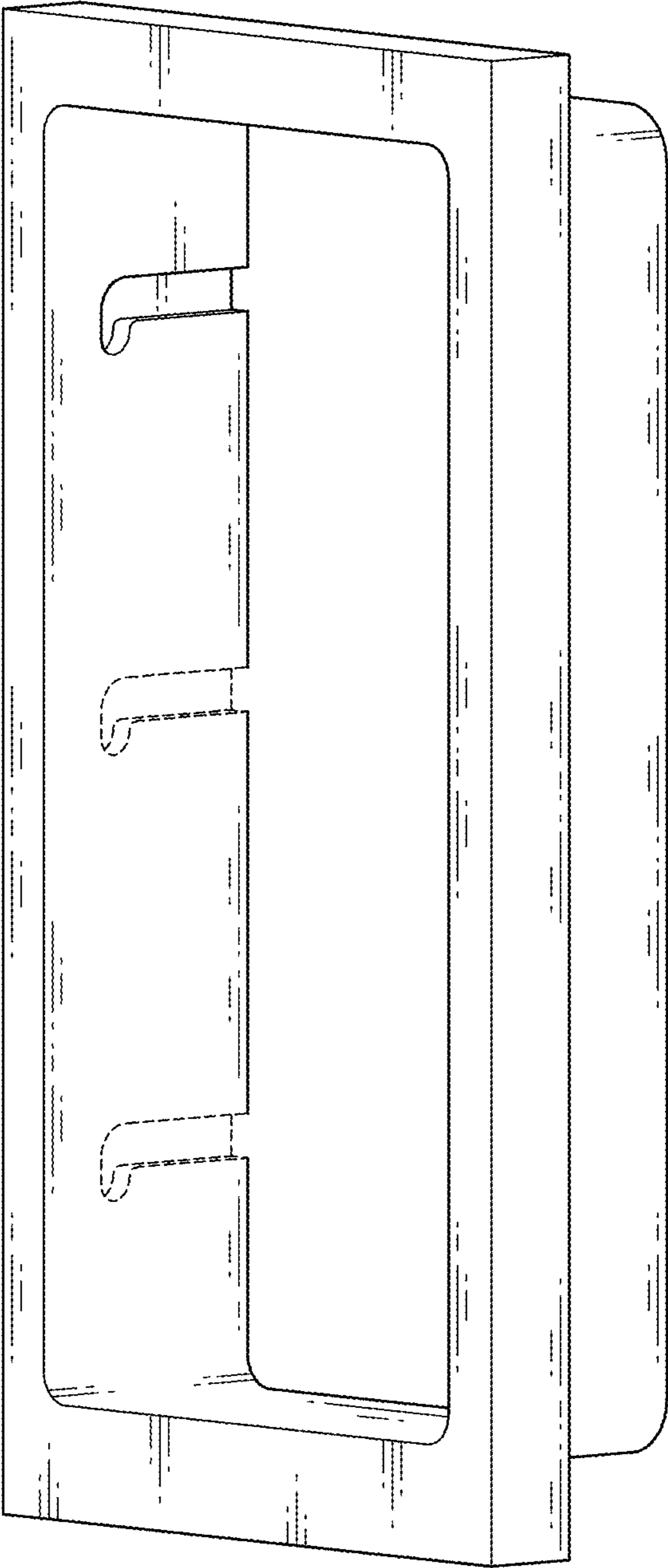


FIG. 2




FIG. 3




FIG.4




FIG.5



FIG. 6




FIG. 7




FIG. 8




FIG. 9

