

US00D759131S

(12) **United States Design Patent**  
**Ogg et al.**

(10) **Patent No.:** **US D759,131 S**  
(45) **Date of Patent:** **\*\* Jun. 14, 2016**

(54) **DISPENSER FOR REFRIGERATOR**

(71) Applicant: **LG ELECTRONICS INC.**, Seoul (KR)

(72) Inventors: **Anthony Ogg**, Edgewater, NJ (US); **Jae Sang Lee**, Edgewater, NJ (US)

(73) Assignee: **LG Electronics Inc.**, Seoul (KR)

(\*\*) Term: **14 Years**

(21) Appl. No.: **29/518,813**

(22) Filed: **Feb. 27, 2015**

(51) **LOC (10) Cl.** ..... **15-07**

(52) **U.S. Cl.**  
USPC ..... **D15/89**

(58) **Field of Classification Search**  
USPC ..... D15/79-91  
CPC ..... F25B 21/02; F25B 2321/02; F25B 1/005;  
F25B 2321/0252; F25B 1/00; F25B 1/10;  
F25B 21/04; F25B 2339/047; F25B 5/02;  
F25B 7/00; F25B 13/00; F25B 1/053; F25B  
2309/06; F25B 2321/021; F25B 2321/023;  
F25D 23/028; F25D 23/02; F25D 25/025;  
F25D 23/00; F25D 2323/021; F25D 11/00;  
F25D 2323/024; F25D 23/04; F25D 29/00;  
F25D 25/02; F25D 25/024; F25D 27/005;  
F25D 23/12; F25D 29/005; F25D 17/042;  
F25D 2325/021

See application file for complete search history.

(56) **References Cited**

U.S. PATENT DOCUMENTS

D568,913	S	*	5/2008	Suh	.....	D15/89
D569,399	S	*	5/2008	Crookshanks	.....	D15/89
D710,403	S	*	8/2014	Seo	.....	D15/89
D714,847	S	*	10/2014	Broen	.....	D15/89
D715,336	S	*	10/2014	Sin	.....	D15/89
D727,378	S	*	4/2015	Jeon	.....	D15/89
D735,252	S	*	7/2015	Lee	.....	D15/89

\* cited by examiner

*Primary Examiner* — Daniel Bui

*Assistant Examiner* — Khawaja Anwar

(74) *Attorney, Agent, or Firm* — Morgan, Lewis & Bockius LLP

(57) **CLAIM**

We claim the ornamental design for a dispenser for refrigerator, as shown and described.

**DESCRIPTION**

FIG. 1 is a bottom right perspective view of a dispenser for refrigerator showing our new design;  
FIG. 2 is a front elevation view thereof;  
FIG. 3 is a rear elevation view thereof;  
FIG. 4 is a left-side elevation view thereof;  
FIG. 5 is a right-side elevation view thereof;  
FIG. 6 is a top plan view thereof;  
FIG. 7 is a bottom plan view thereof;  
FIG. 8 is a top right perspective view thereof; and,  
FIG. 9 is a cross sectional view taken along line 9-9 of FIG. 2. The broken lines in the drawing figures are included for the purpose of illustrating environment and form no part of the claimed design.

**1 Claim, 7 Drawing Sheets**

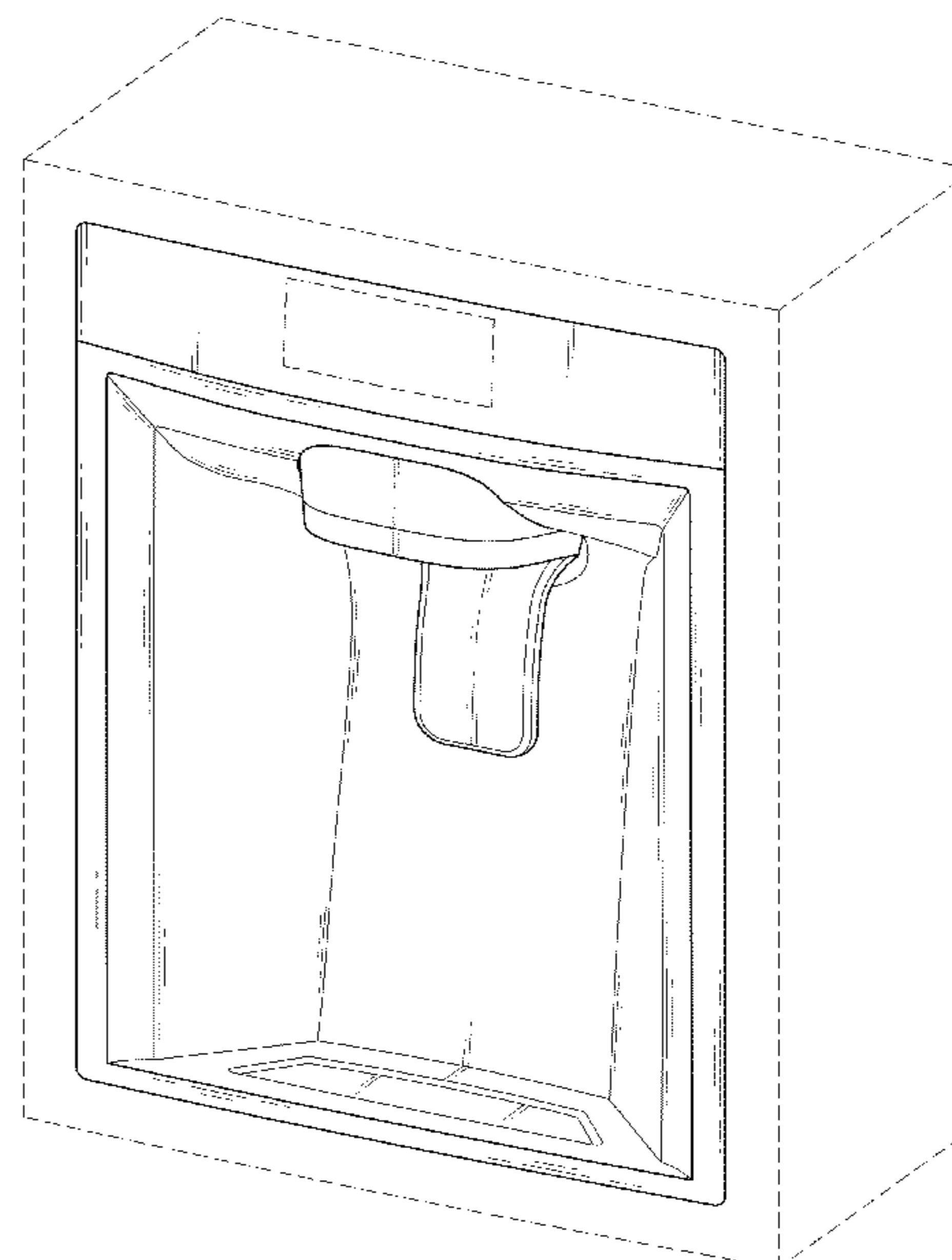
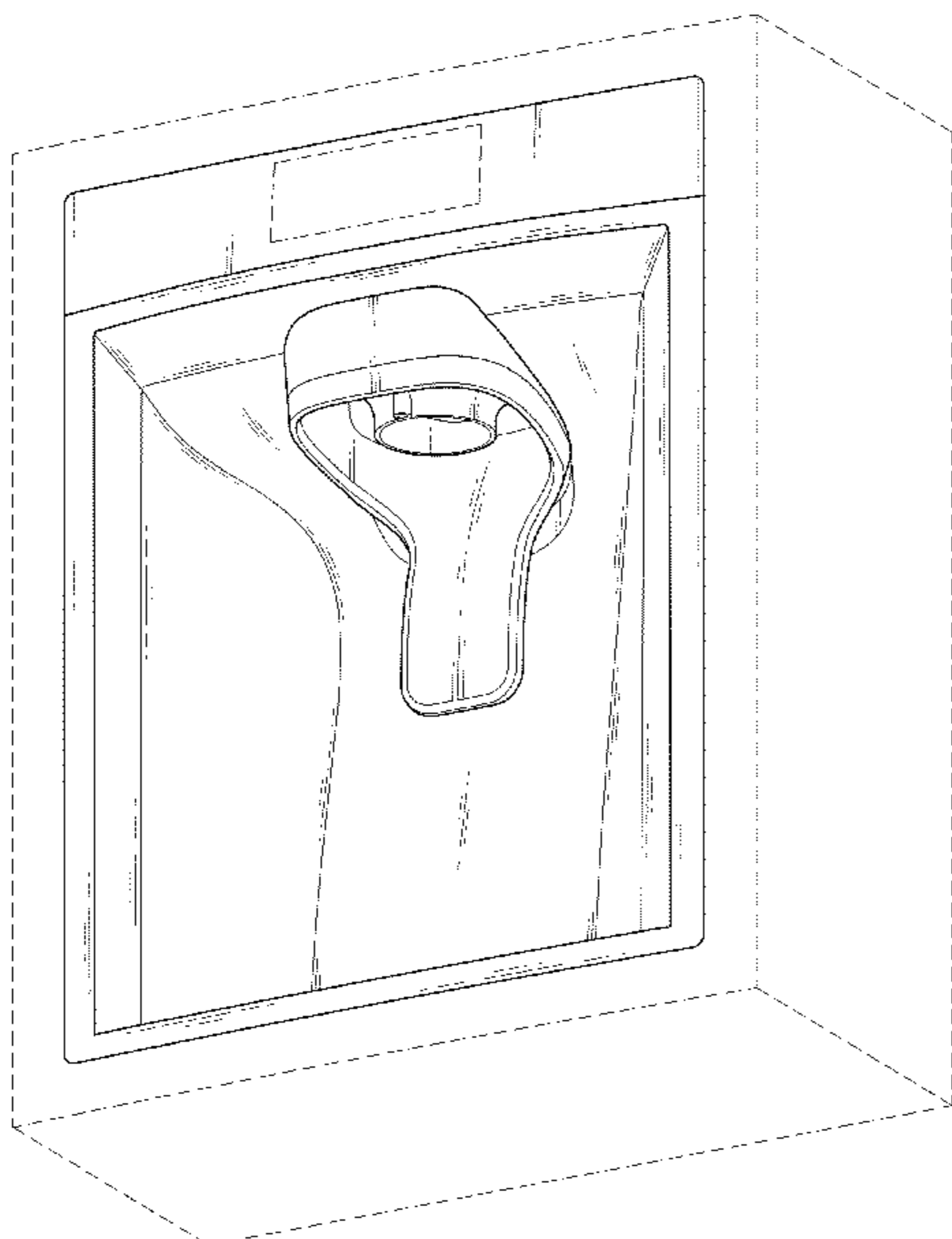


FIG. 1

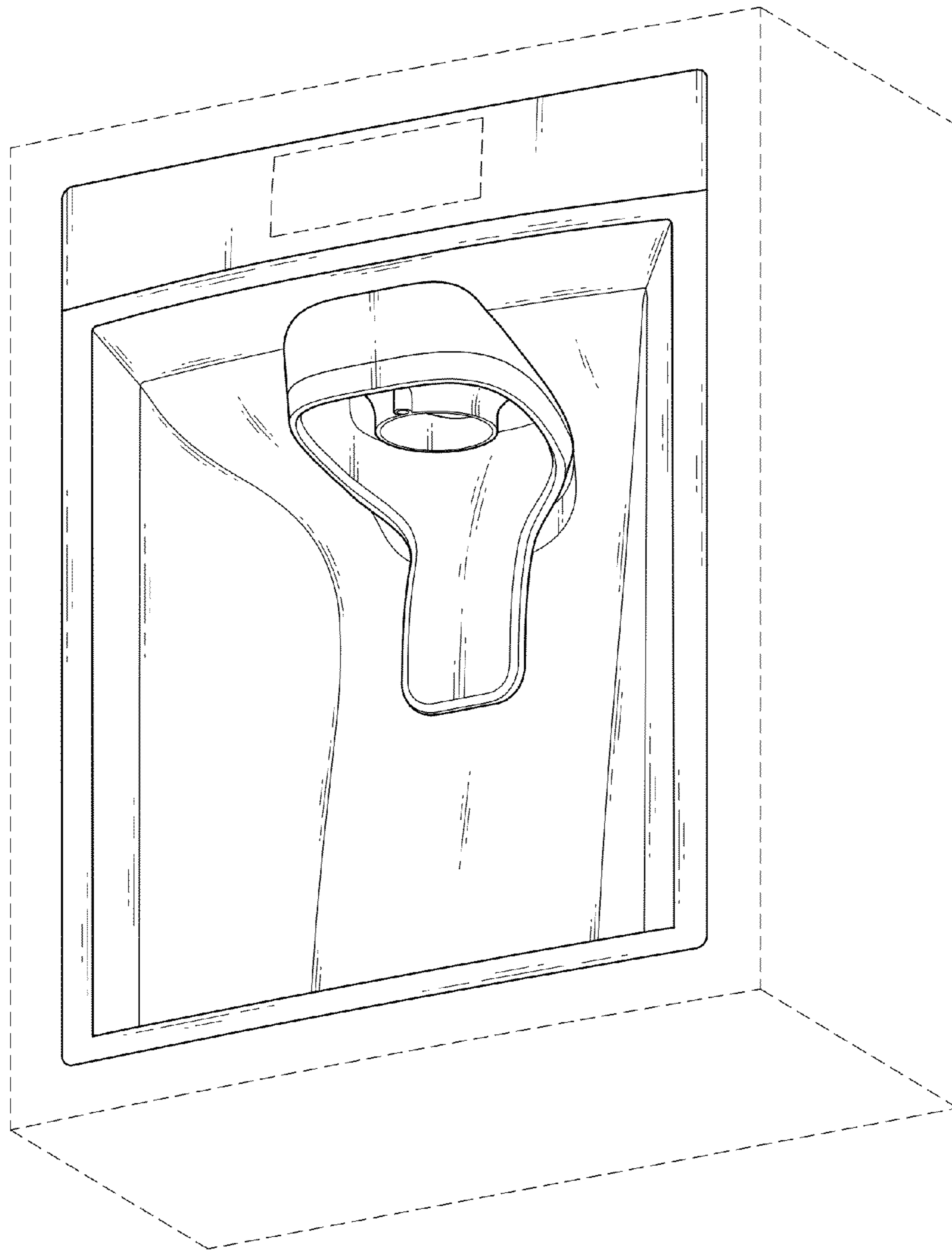
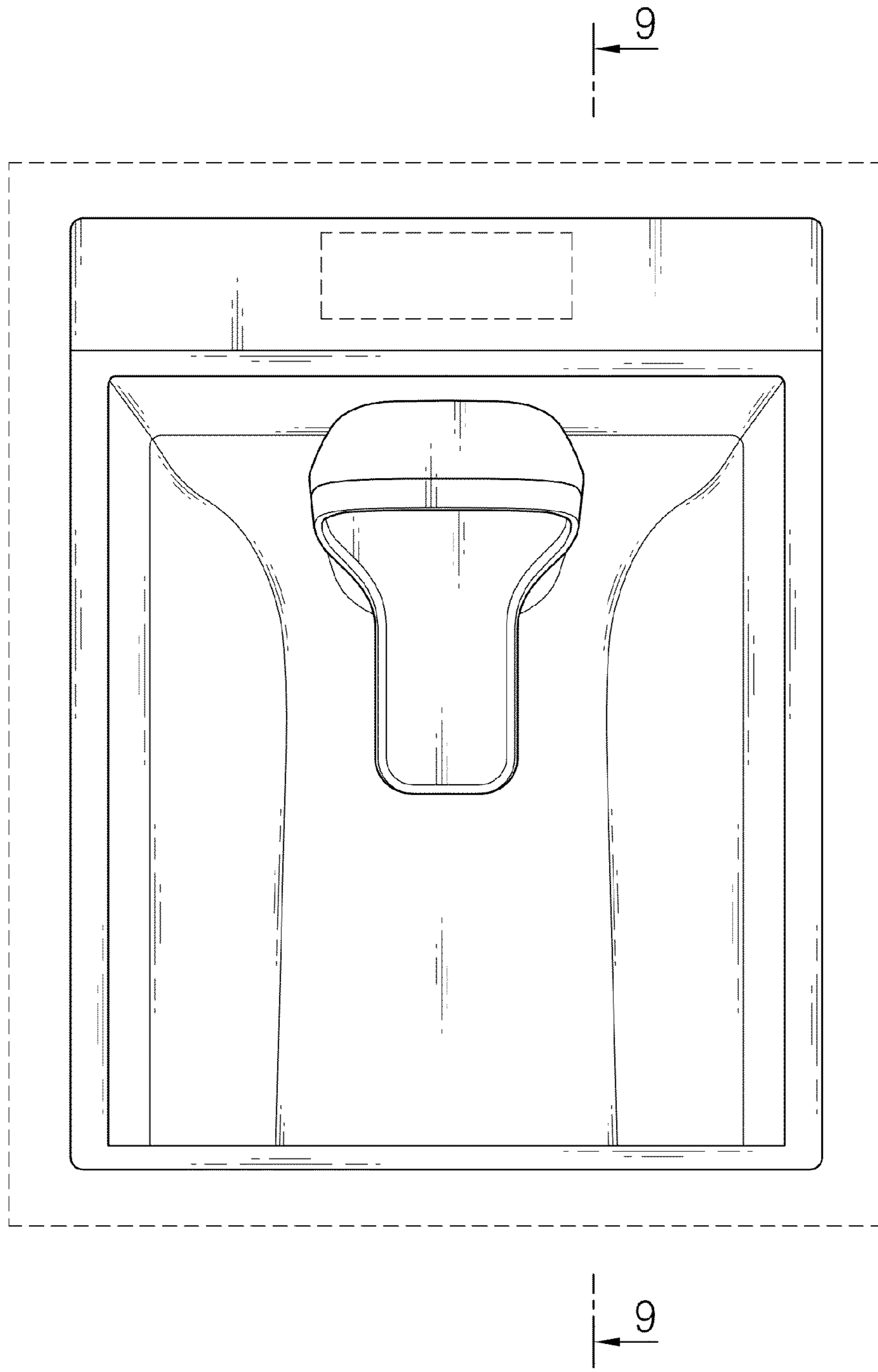


FIG. 2



**FIG. 3**



FIG.4




FIG.5




FIG. 6

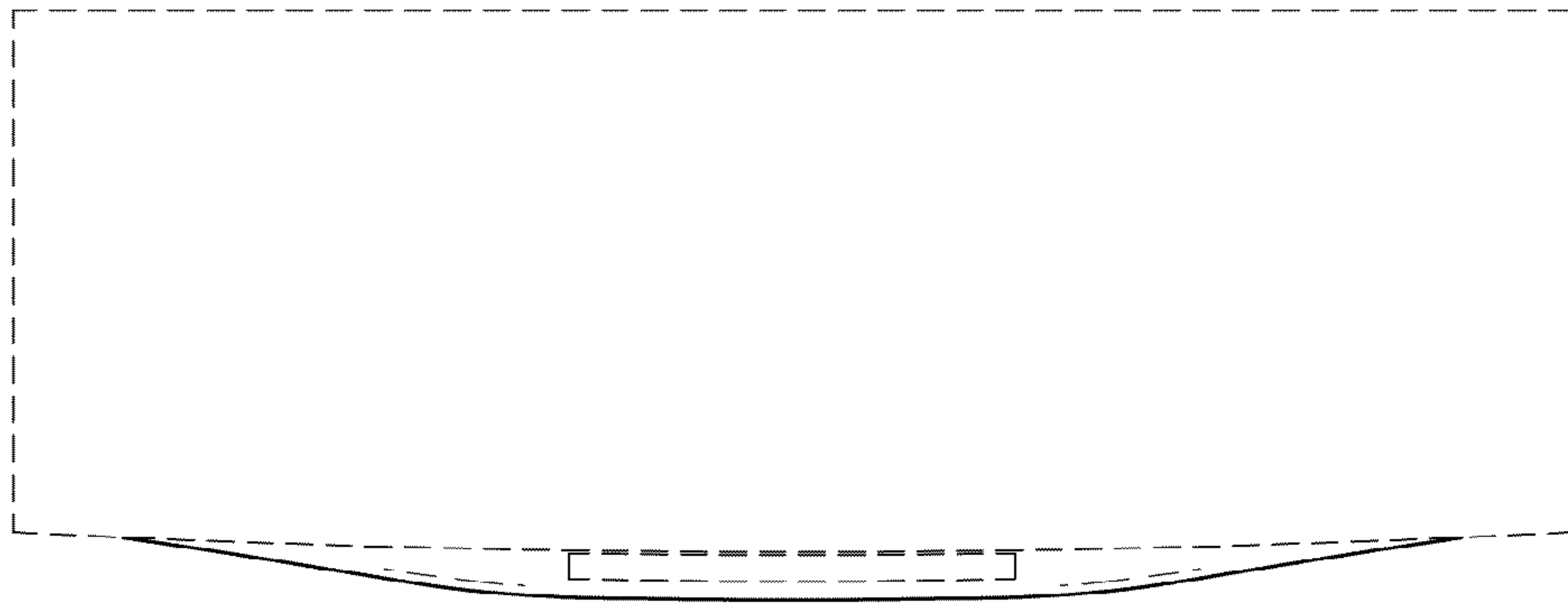


FIG. 7

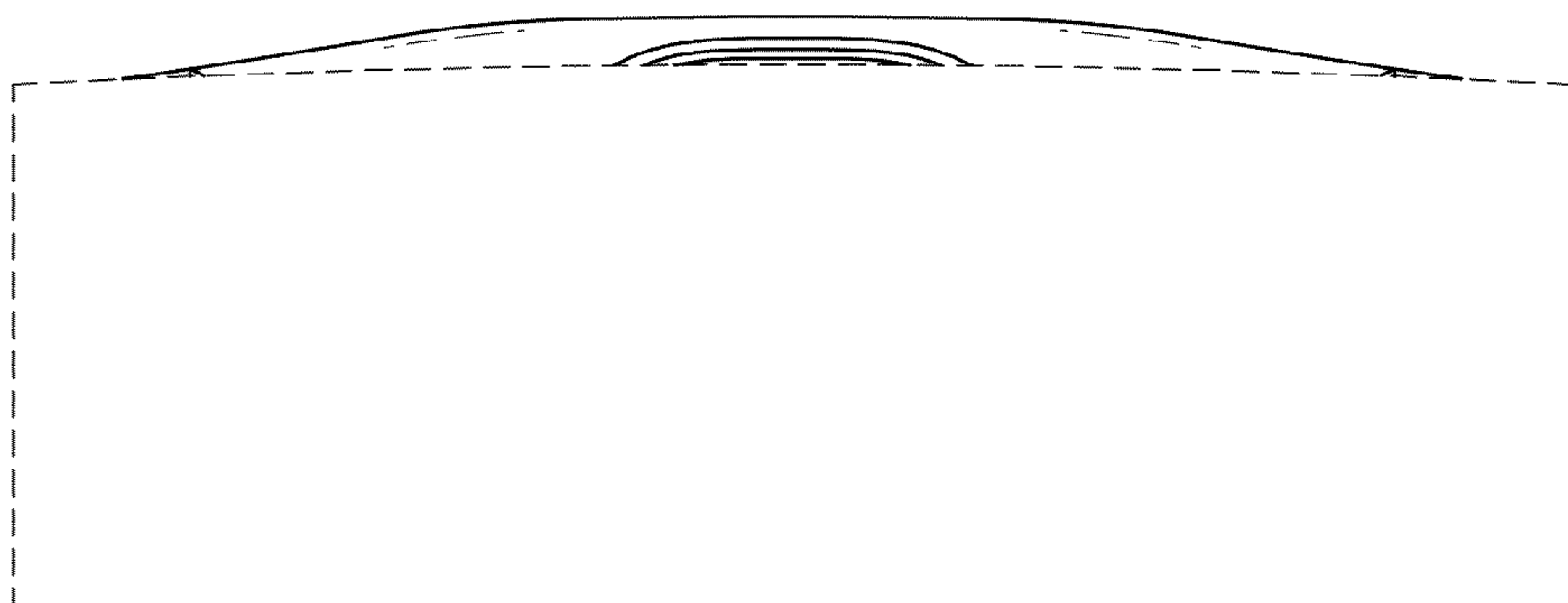


FIG. 8

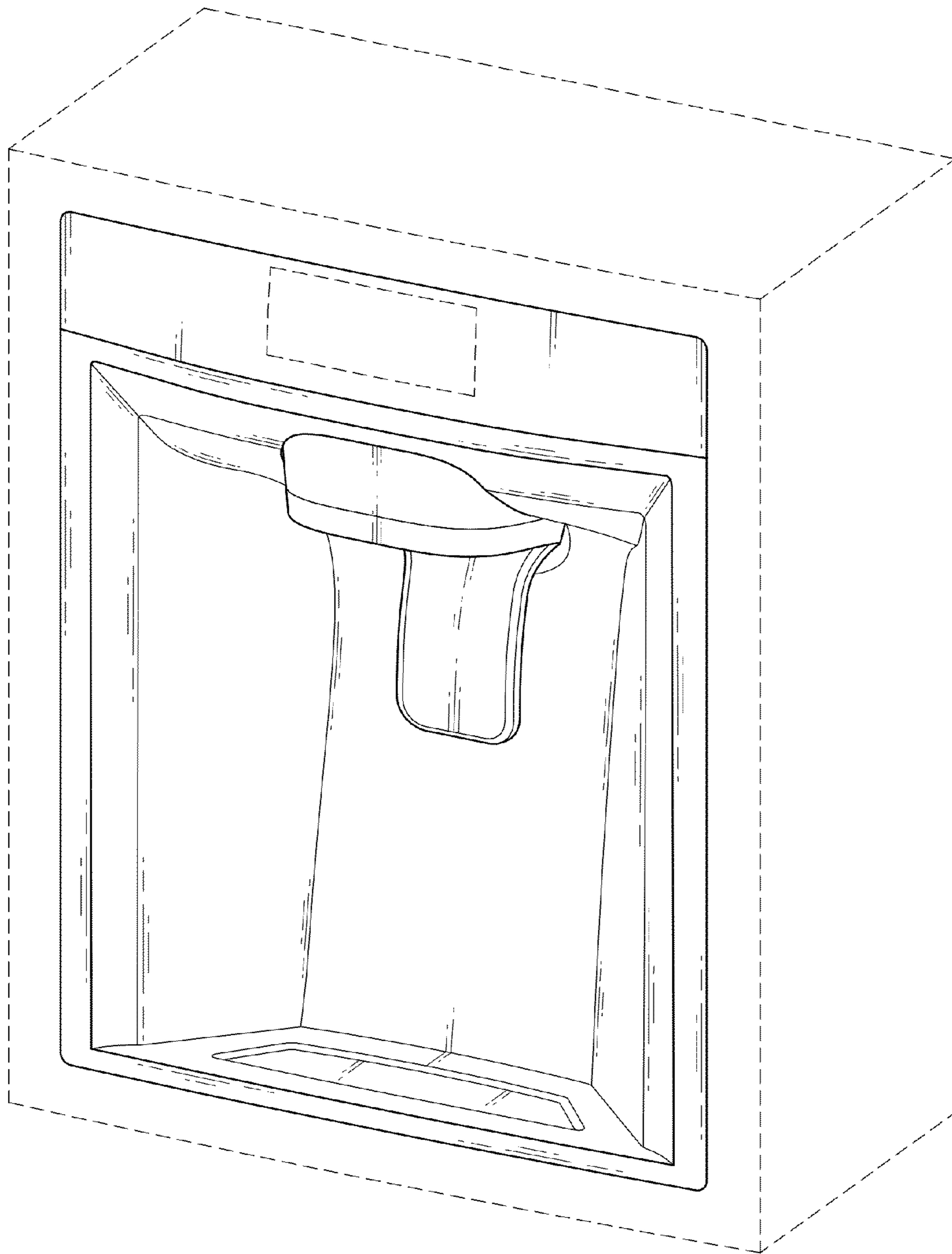


FIG. 9

