



US00D759095S

(12) **United States Design Patent**
Seo et al.

(10) **Patent No.:** **US D759,095 S**
(45) **Date of Patent:** **** Jun. 14, 2016**

(54) **DISPLAY SCREEN OR PORTION THEREOF WITH GRAPHICAL USER INTERFACE**

(56) **References Cited**

U.S. PATENT DOCUMENTS

(71) Applicant: **Samsung Electronics Co., Ltd.**,
Suwon-si (KR)
(72) Inventors: **Jang-Won Seo**, Seoul (KR);
Yong-Hwan Kwon, Sungnam-Si (KR);
Ji-eun Kim, Suwon-Si (KR); **Ji-Hong Kim**,
Seoul (KR); **Hye-Ryung Kim**,
Sungnam-Si (KR); **Se-Ran Jeon**, Seoul
(KR); **Woo-Seok Hwang**, Seoul (KR)
(73) Assignee: **Samsung Electronics Co., Ltd.**,
Suwon-si (KR)

D562,838	S	*	2/2008	Salunkhe	D14/487
7,681,149	B2		3/2010	Lahdesmakii		
D628,208	S	*	11/2010	Potemski	D14/486
D639,306	S	*	6/2011	Woods	D14/486
D658,196	S	*	4/2012	Wood	D14/486
D658,199	S	*	4/2012	Lee	D14/486
D658,672	S	*	5/2012	Ray	D14/486
D662,107	S	*	6/2012	Lee	D14/486
D664,963	S		8/2012	Duggan et al.		
D664,965	S		8/2012	Shallcross et al.		
D665,394	S		8/2012	Duggan et al.		
D666,625	S	*	9/2012	Gilmore	D14/485
D666,628	S	*	9/2012	Lee	D14/486
D676,862	S	*	2/2013	Ho Kushner	D14/486

(Continued)

(**) Term: **14 Years**
(21) Appl. No.: **29/524,905**
(22) Filed: **Apr. 24, 2015**

Primary Examiner — Philip S Hyder
Assistant Examiner — Darlington Ly
(74) *Attorney, Agent, or Firm* — NSIP Law

(57) **CLAIM**
The ornamental design for a display screen or portion thereof with graphical user interface, as shown and described.

Related U.S. Application Data

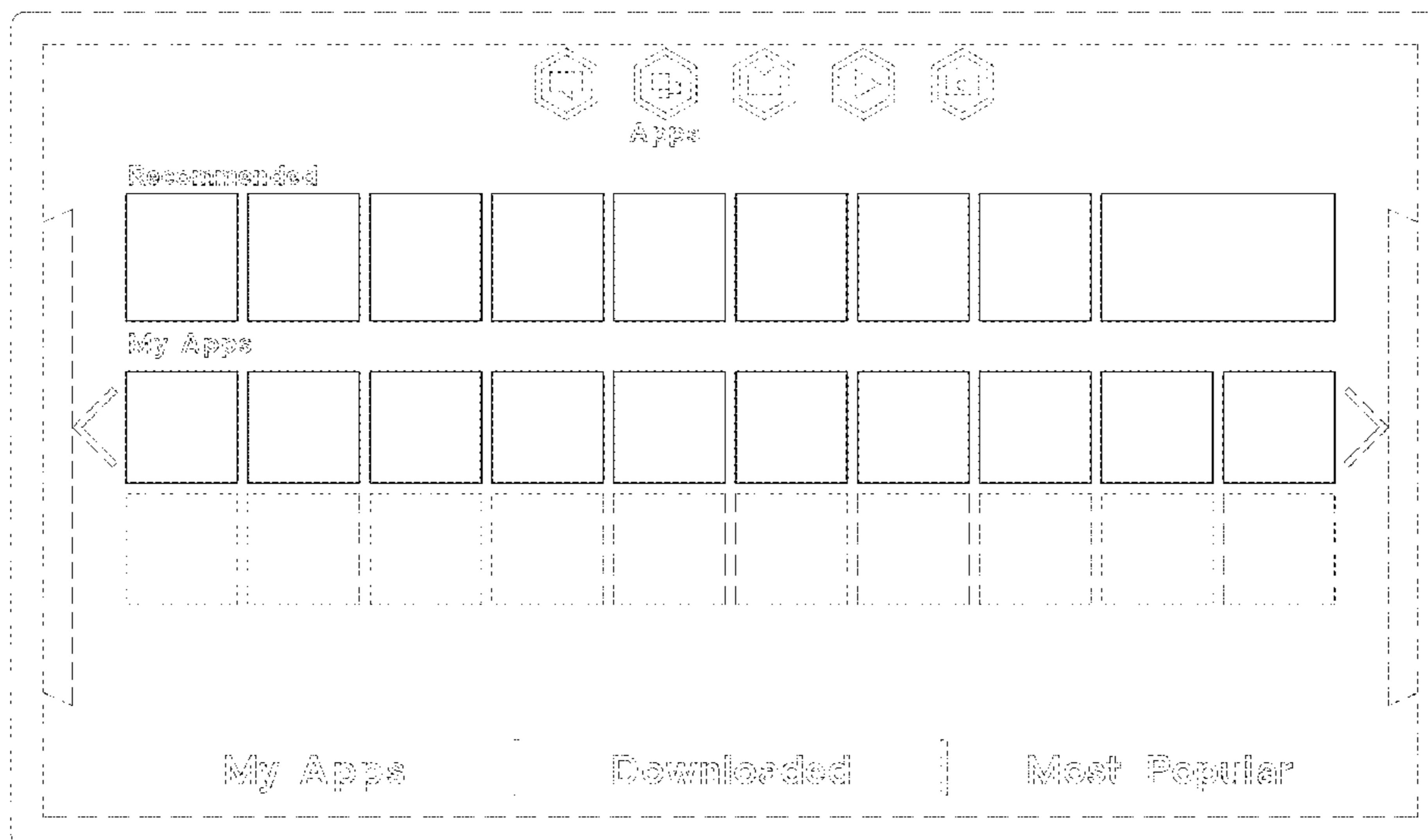
(62) Division of application No. 29/459,798, filed on Jul. 3, 2013.

DESCRIPTION

(30) **Foreign Application Priority Data**
Jan. 5, 2013 (KR) 30-2013-0000730
(51) **LOC (10) Cl.** **14-04**
(52) **U.S. Cl.**
USPC **D14/488**
(58) **Field of Classification Search**
USPC D14/485-495; D18/26, 31, 32, 33;
D20/11, 12, 23, 24, 25, 29, 30, 31, 32,
D20/36, 37, 38; 715/702, 764, 838
CPC G06F 3/048; G06F 3/0481; G06F 3/0482;
G06F 3/04817; G06F 3/04812
See application file for complete search history.

FIG. 1 is a front view of a display screen or portion thereof with graphical user interface showing our new design in a first environment;
FIG. 2 is a front view of a display screen or portion thereof with graphical user interface in a second environment; and,
FIG. 3 is a front view of a display screen or portion thereof with graphical user interface in a third environment.
The outer broken line perimeter showing a display device is provided for the purpose of illustrating environmental structure and forms no part of the claimed design. Similarly, the broken lines within the outer perimeter showing the display screen and portions of the graphical user interface also represents environment and forms no part of the claimed design.

1 Claim, 3 Drawing Sheets



(56)

References Cited

U.S. PATENT DOCUMENTS

D676,864 S * 2/2013 Velasco D14/486
 D679,722 S * 4/2013 Ray D14/486
 D682,863 S 5/2013 Burkatovskiy
 D685,817 S 7/2013 Kunieda et al.
 D689,899 S * 9/2013 Lee D14/488
 D691,624 S 10/2013 Carlin et al.
 D693,360 S 11/2013 Gardner et al.
 D698,800 S 2/2014 Jung
 D704,209 S 5/2014 Russell et al.
 D714,332 S 9/2014 Jung et al.
 D715,821 S 10/2014 Varon et al.
 D715,832 S 10/2014 Lee
 D716,337 S 10/2014 Lee
 8,869,062 B1 * 10/2014 Voorhees G06F 3/0485
 715/784
 D718,331 S 11/2014 Lacour et al.
 D719,969 S 12/2014 Ebtekar et al.

2004/0141007 A1* 7/2004 Amari B60K 37/06
 715/771
 2004/0165924 A1* 8/2004 Griffin G06F 1/1626
 400/486
 2006/0150115 A1* 7/2006 Jin G06F 3/0482
 715/764
 2007/0028267 A1* 2/2007 Ostojsic G06F 17/30058
 725/52
 2007/0245254 A1 10/2007 Kwon et al.
 2008/0129757 A1* 6/2008 Tanaka G06F 3/0482
 345/660
 2008/0155475 A1 6/2008 Duhig
 2008/0209339 A1* 8/2008 Macadaan G06F 3/0482
 715/745
 2009/0172578 A1 7/2009 Ueda et al.
 2010/0125786 A1 5/2010 Ozawa et al.
 2013/0239049 A1* 9/2013 Perrodin G06F 3/0481
 715/800
 2014/0078081 A1 3/2014 Lin et al.

* cited by examiner

FIG. 1




FIG. 2

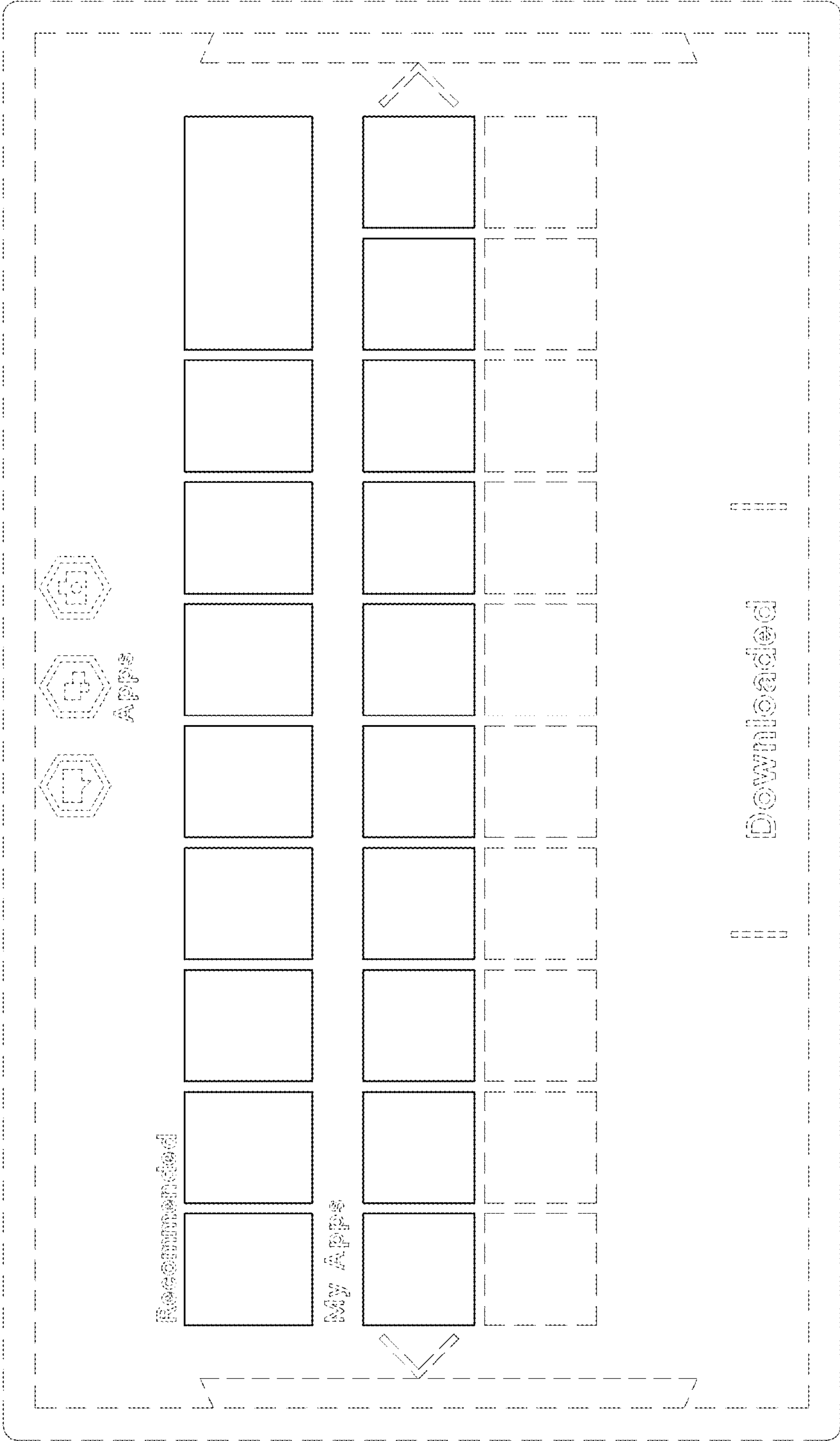


FIG. 3

