



US00D759071S

(12) **United States Design Patent**  
**Yu et al.**

(10) **Patent No.:** **US D759,071 S**  
(45) **Date of Patent:** **\*\* Jun. 14, 2016**

(54) **DISPLAY SCREEN OR PORTION THEREOF WITH GRAPHICAL USER INTERFACE**

- (71) Applicant: **Samsung Electronics Co., Ltd.**,  
Suwon-si (KR)
- (72) Inventors: **Seock-Hyun Yu**, Seoul (KR);  
**Yoon-Jeong Choi**, Seoul (KR); **Ho Kim**,  
Seoul (KR); **Yeon-Joo Jwa**,  
Seongnam-si (KR)
- (73) Assignee: **Samsung Electronics Co., Ltd.**,  
Suwon-si (KR)
- (\*\*) Term: **14 Years**
- (21) Appl. No.: **29/476,225**
- (22) Filed: **Dec. 12, 2013**

(30) **Foreign Application Priority Data**

Sep. 3, 2013 (KR) ..... 30-2013-0045271

(51) **LOC (10) Cl.** ..... **14-04**

(52) **U.S. Cl.**  
USPC ..... **D14/486**

(58) **Field of Classification Search**  
USPC ..... D14/485-495; D20/10, 11, 17, 22, 27;  
D12/192  
CPC ... G06F 3/048; G06F 3/0481; G06F 3/04812;  
G06F 3/04817; G06F 3/0482; G06F 3/0483;  
G06F 3/0484; G06F 3/04842; G06F 3/0485;  
G06F 3/04855; G06F 3/04886; G06F 15/0225;  
H02N 21/00; H02N 5/4403; G06Q 30/00

See application file for complete search history.

(56) **References Cited**

U.S. PATENT DOCUMENTS

D596,643	S	*	7/2009	Bamford	.....	D14/485
D599,812	S	*	9/2009	Hirsch	.....	D14/488
D631,886	S	*	2/2011	Vance	.....	D14/486
D640,269	S	*	6/2011	Chen	.....	D14/487
D653,259	S	*	1/2012	Vance	.....	D14/486
D711,411	S	*	8/2014	Yu	.....	D14/486
D731,532	S	*	6/2015	Kim	.....	D14/488
D736,246	S	*	8/2015	Zhang	.....	D14/488

\* cited by examiner

*Primary Examiner* — Mary Ann Calabrese

*Assistant Examiner* — Jennifer L Rempfer

(74) *Attorney, Agent, or Firm* — NSIP Law

(57) **CLAIM**

The ornamental design for a display screen or portion thereof with graphical user interface, as shown and described.

**DESCRIPTION**

FIG. 1 a first embodiment of a front view of a display screen or portion thereof with graphical user interface, showing our new design;

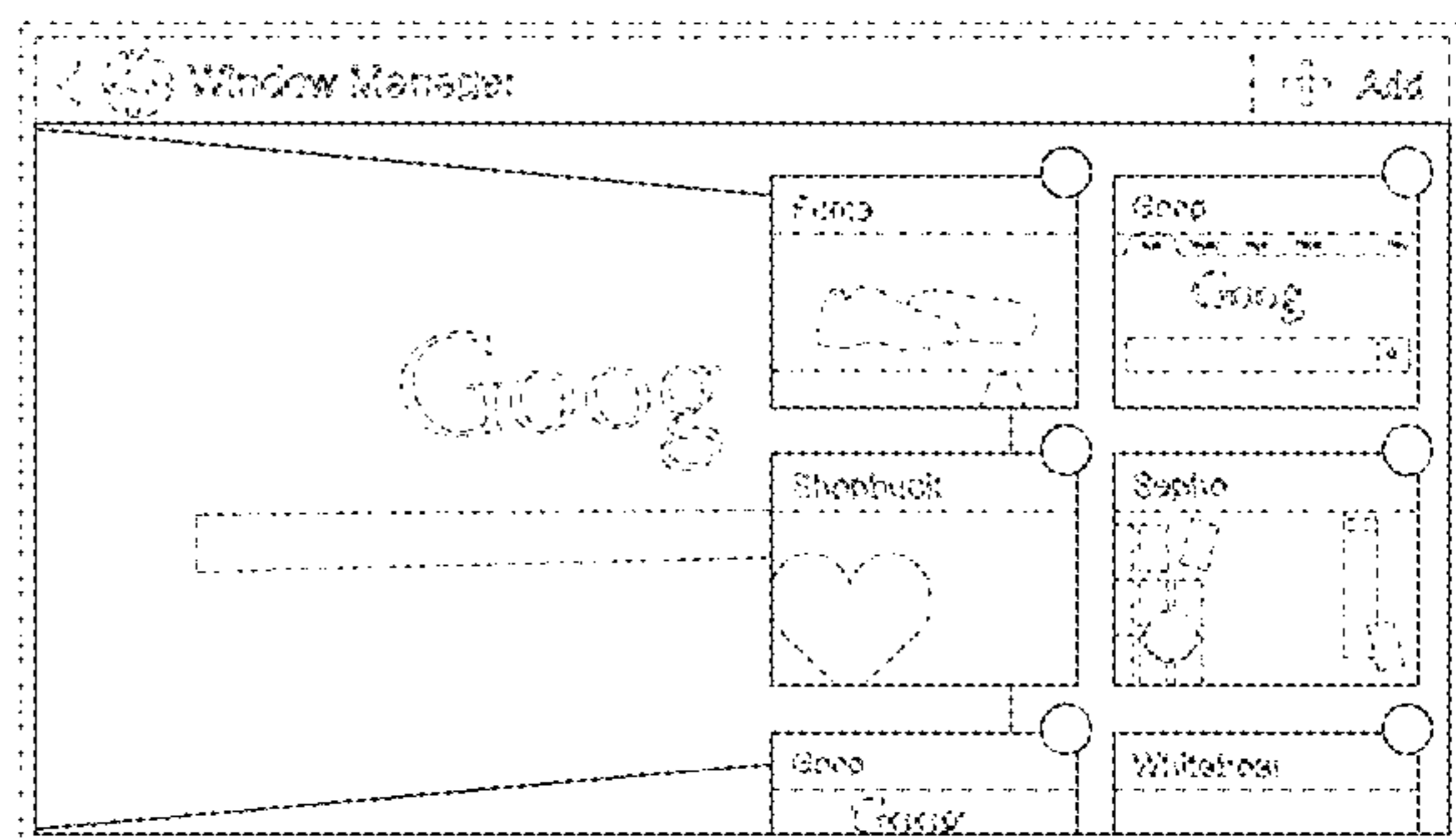
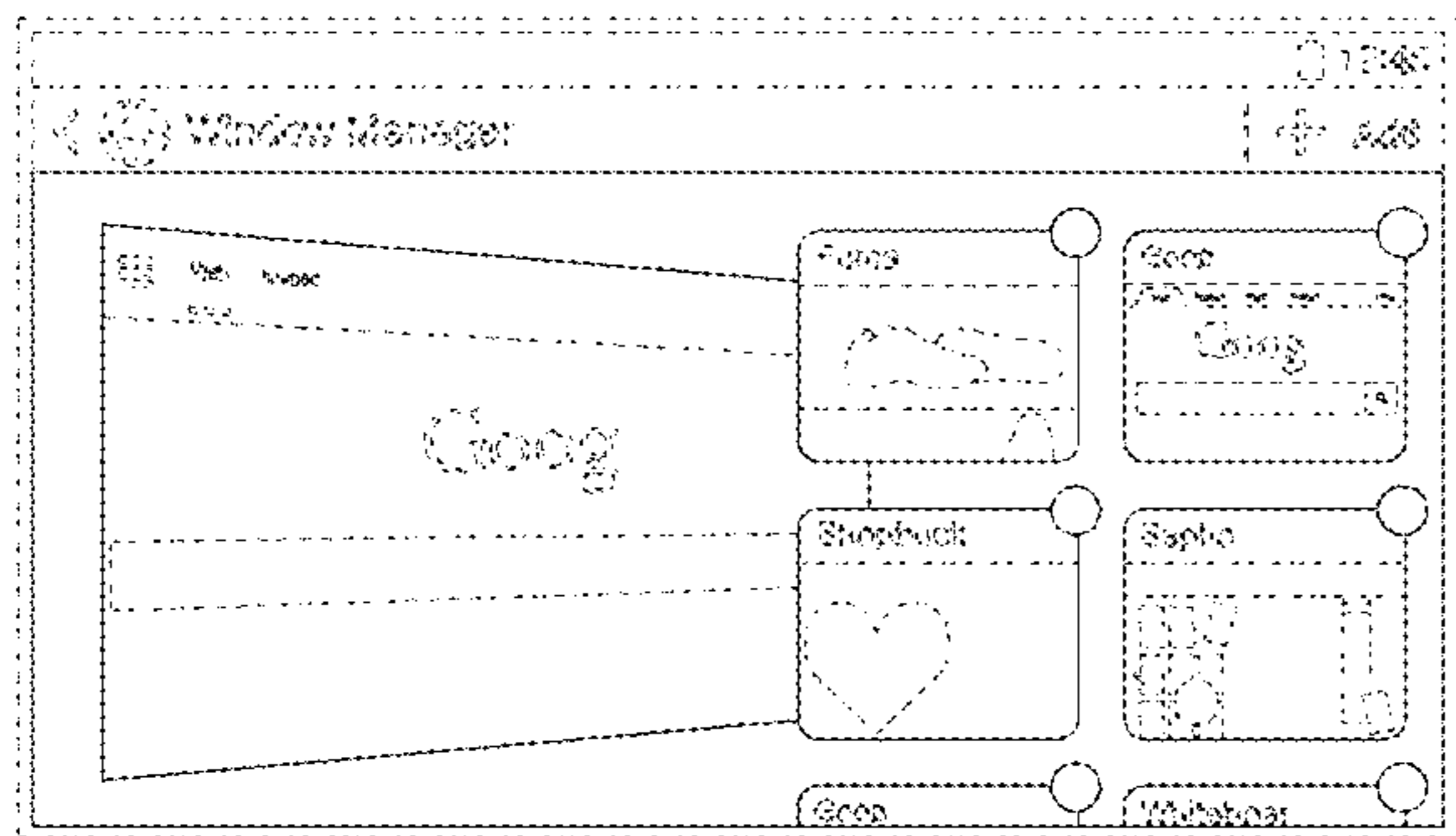
FIG. 2 is a front view of a display screen or portion thereof with graphical user interface, showing an alternative embodiment of the new design;

FIG. 3 is a front view of a display screen or portion thereof with graphical user interface, showing an alternative embodiment of the new design; and,

FIG. 4 is a front view of a display screen or portion thereof with graphical user interface, showing an alternative embodiment of the new design.

The broken lines shown in the drawing represent portions of the display screen or portion thereof with graphical user interface that form no part of the claimed design.

**1 Claim, 2 Drawing Sheets**



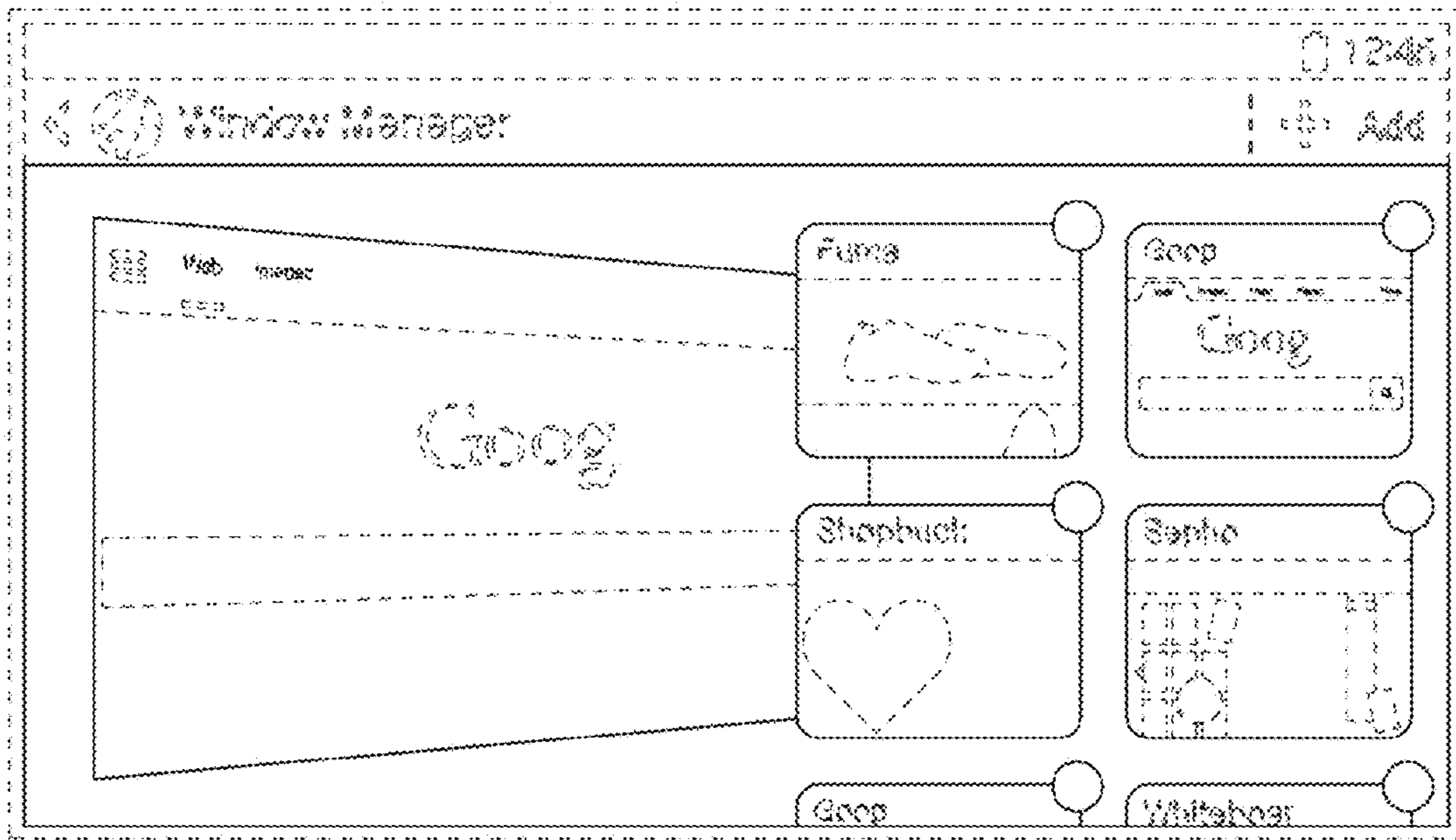


FIG. 1

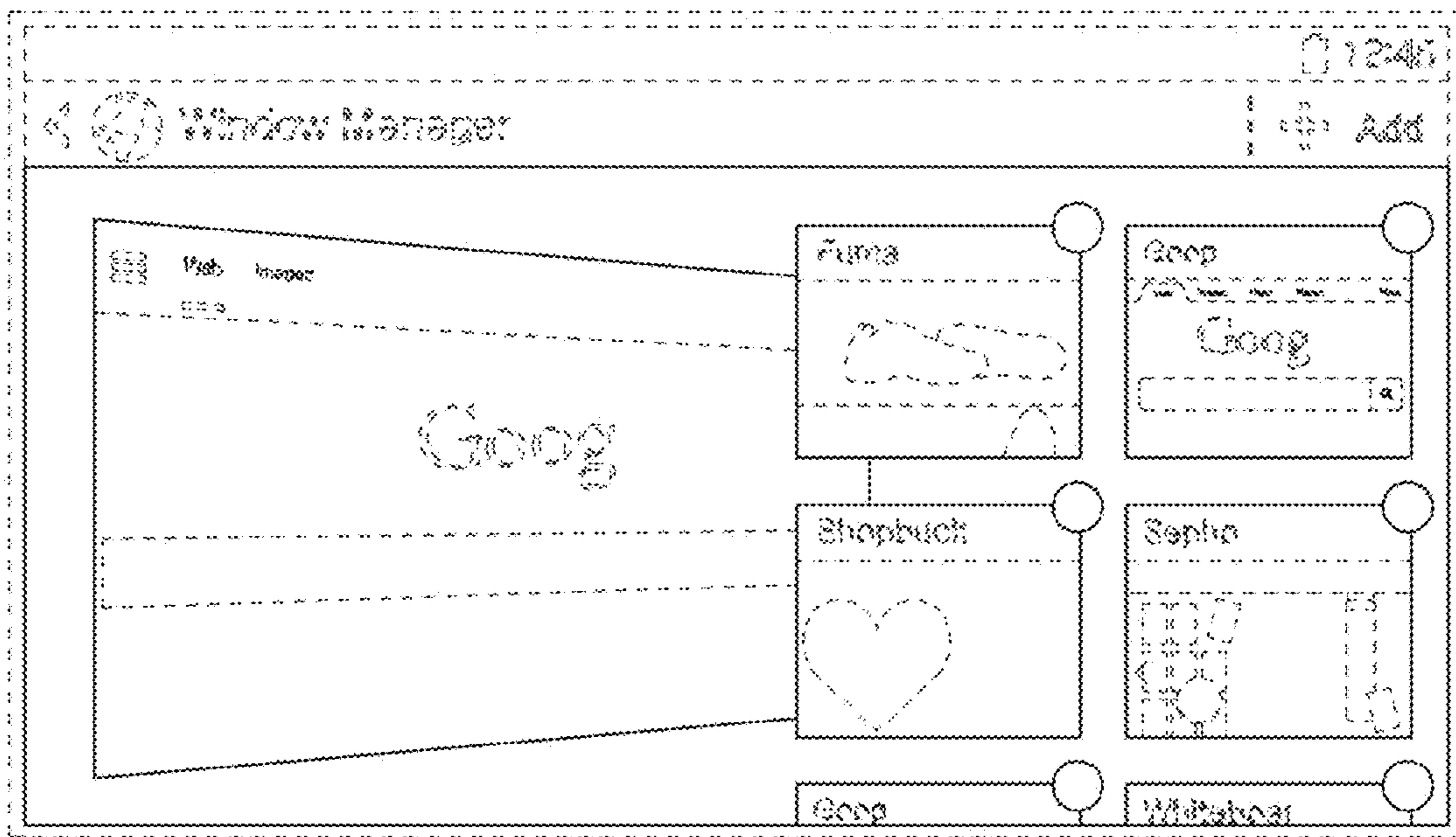


FIG. 2

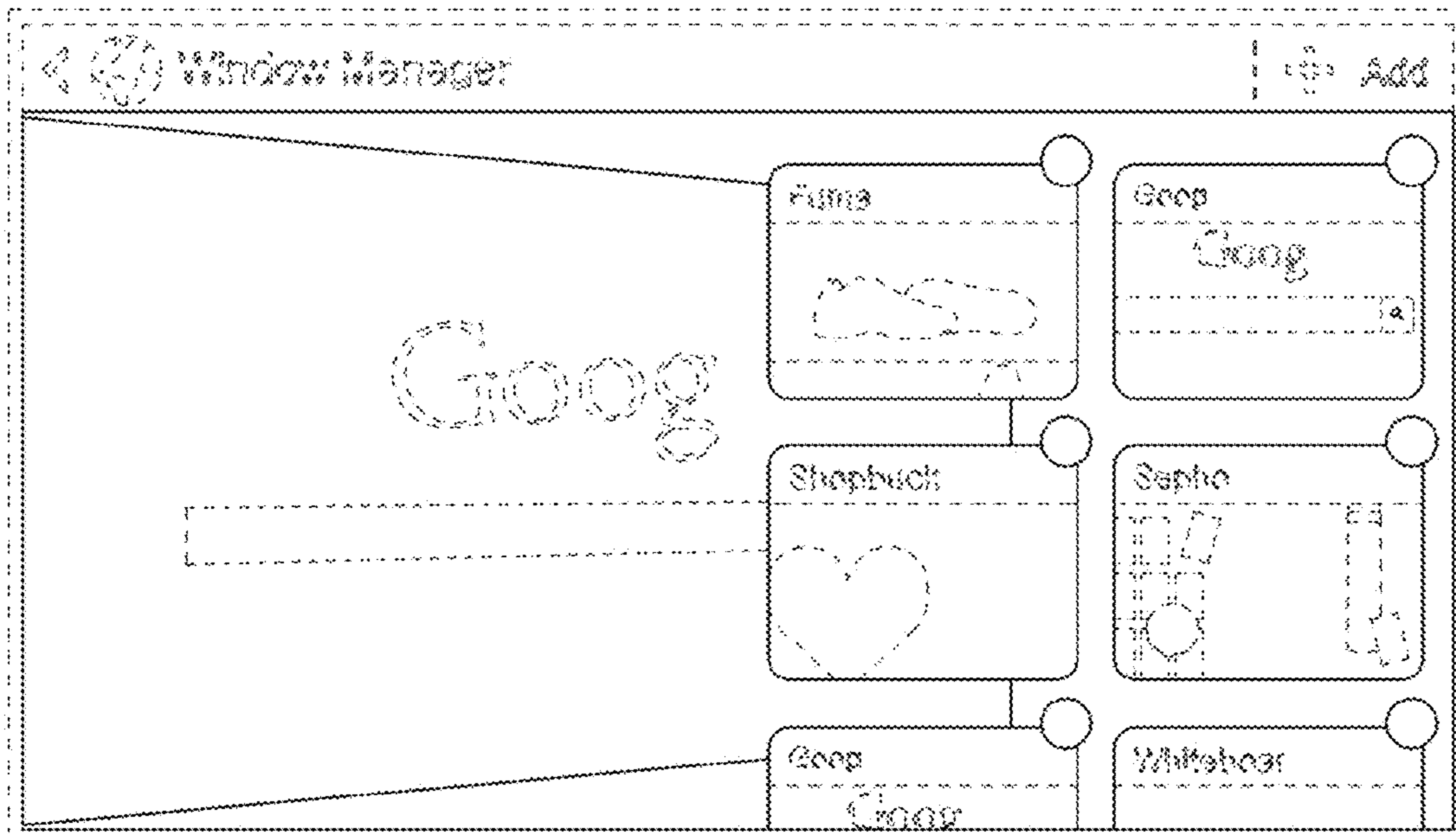


FIG. 3

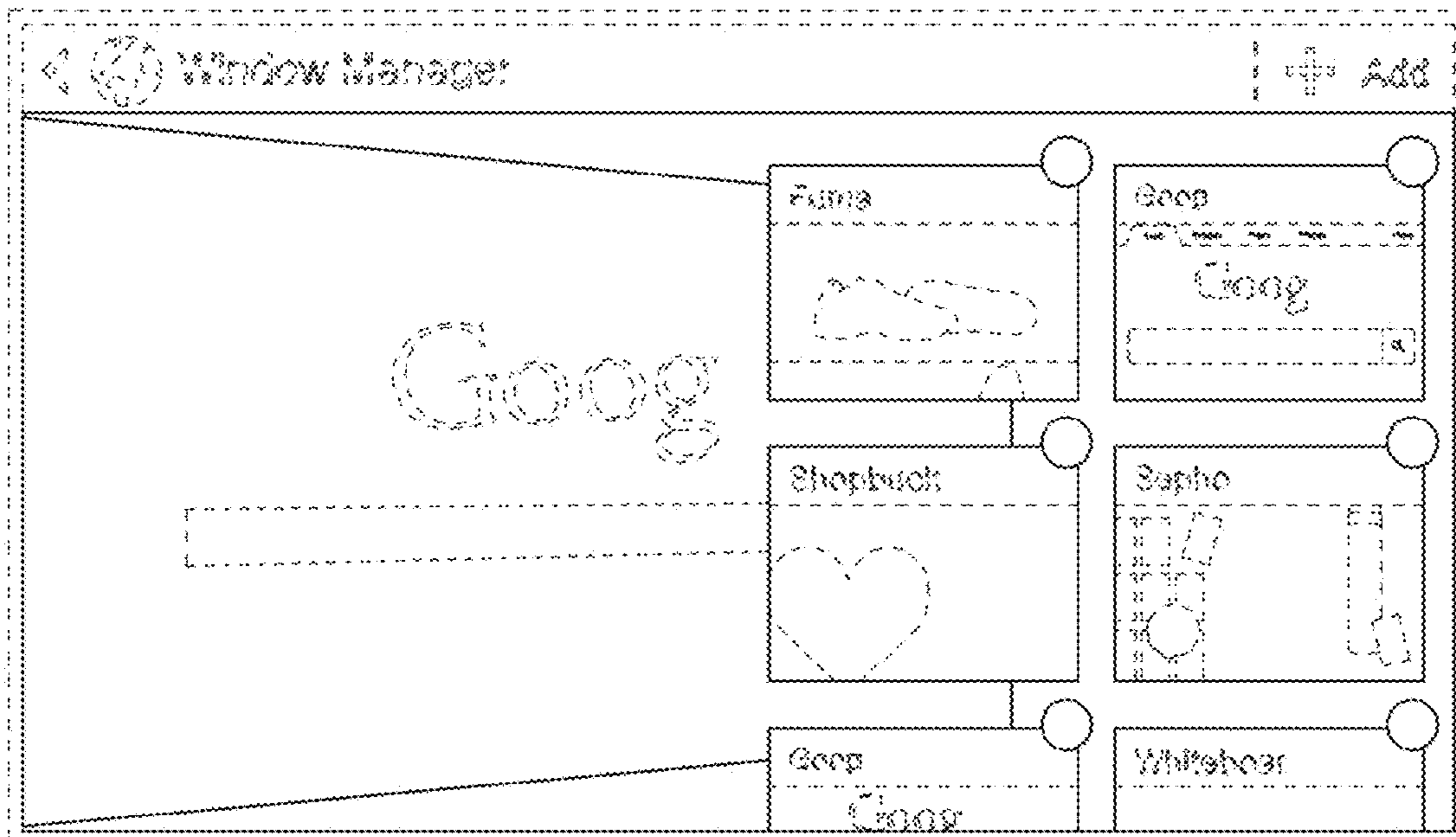


FIG. 4