



US00D759063S

(12) **United States Design Patent**
Chen

(10) **Patent No.:** **US D759,063 S**
(45) **Date of Patent:** **** Jun. 14, 2016**

(54) **DISPLAY SCREEN WITH GRAPHICAL USER INTERFACE FOR AN ELECTROTHERAPY DEVICE**

(71) Applicant: **Shawn Chen**, Kansas City, MO (US)

(72) Inventor: **Shawn Chen**, Kansas City, MO (US)

(73) Assignee: **Healthmate International, LLC**,
Kansas City, MO (US)

(**) Term: **14 Years**

(21) Appl. No.: **29/445,613**

(22) Filed: **Feb. 14, 2013**

(51) **LOC (10) Cl.** **14-04**

(52) **U.S. Cl.**
USPC **D14/486**; D14/490; D14/495

(58) **Field of Classification Search**
USPC D14/485-495
CPC G06F 3/048-3/04897; A61B 2018/00101;
A61B 2018/00083; A61N 1/32

See application file for complete search history.

(56) **References Cited**

U.S. PATENT DOCUMENTS

D278,804 S *	5/1985	Tanikawa	D10/125
D437,859 S *	2/2001	Alvarez et al.	D14/489
D473,239 S *	4/2003	Cockerill	D14/489
D592,156 S *	5/2009	Drews et al.	D13/162
D624,930 S *	10/2010	Agnetta et al.	D14/487

D640,269 S *	6/2011	Chen	D14/487
D649,557 S *	11/2011	Duchene	D14/488
D678,304 S *	3/2013	Yakoub et al.	D14/486
2004/0230253 A1 *	11/2004	Sakagami	A61N 1/32 607/48
2006/0215226 A1 *	9/2006	Hoshino	358/1.18
2006/0271870 A1 *	11/2006	Anwar	715/764
2010/0204695 A1 *	8/2010	Mehta	A61B 18/1206 606/42
2011/0035688 A1 *	2/2011	Kinoshita et al.	715/763
2011/0087992 A1 *	4/2011	Wang et al.	715/784
2012/0286944 A1 *	11/2012	Forutanpour et al.	340/407.1

* cited by examiner

Primary Examiner — Ian Simmons

Assistant Examiner — Richelle G Shelton

(74) *Attorney, Agent, or Firm* — Erickson Kernell
Derusseau & Kleypas, LLC

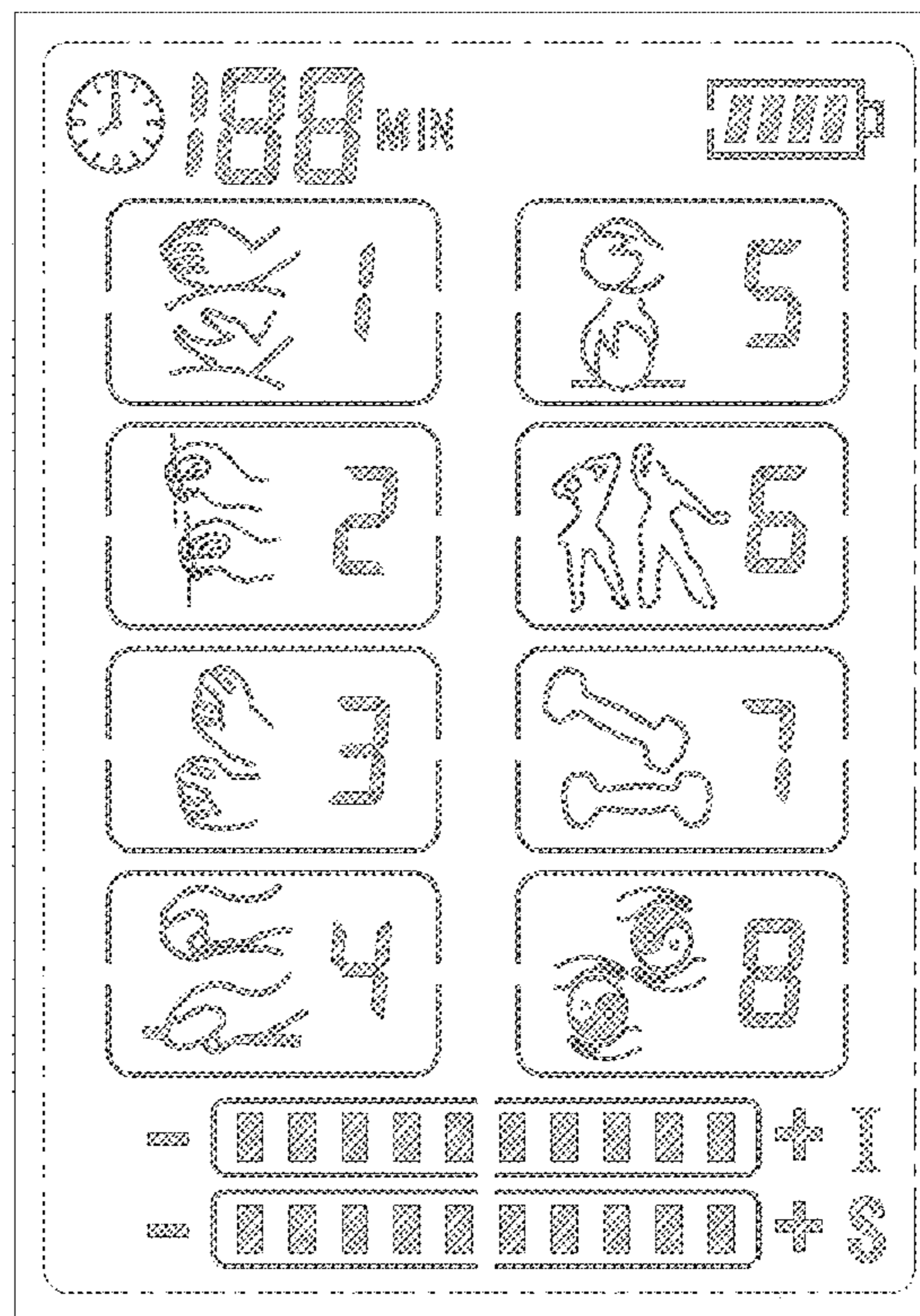
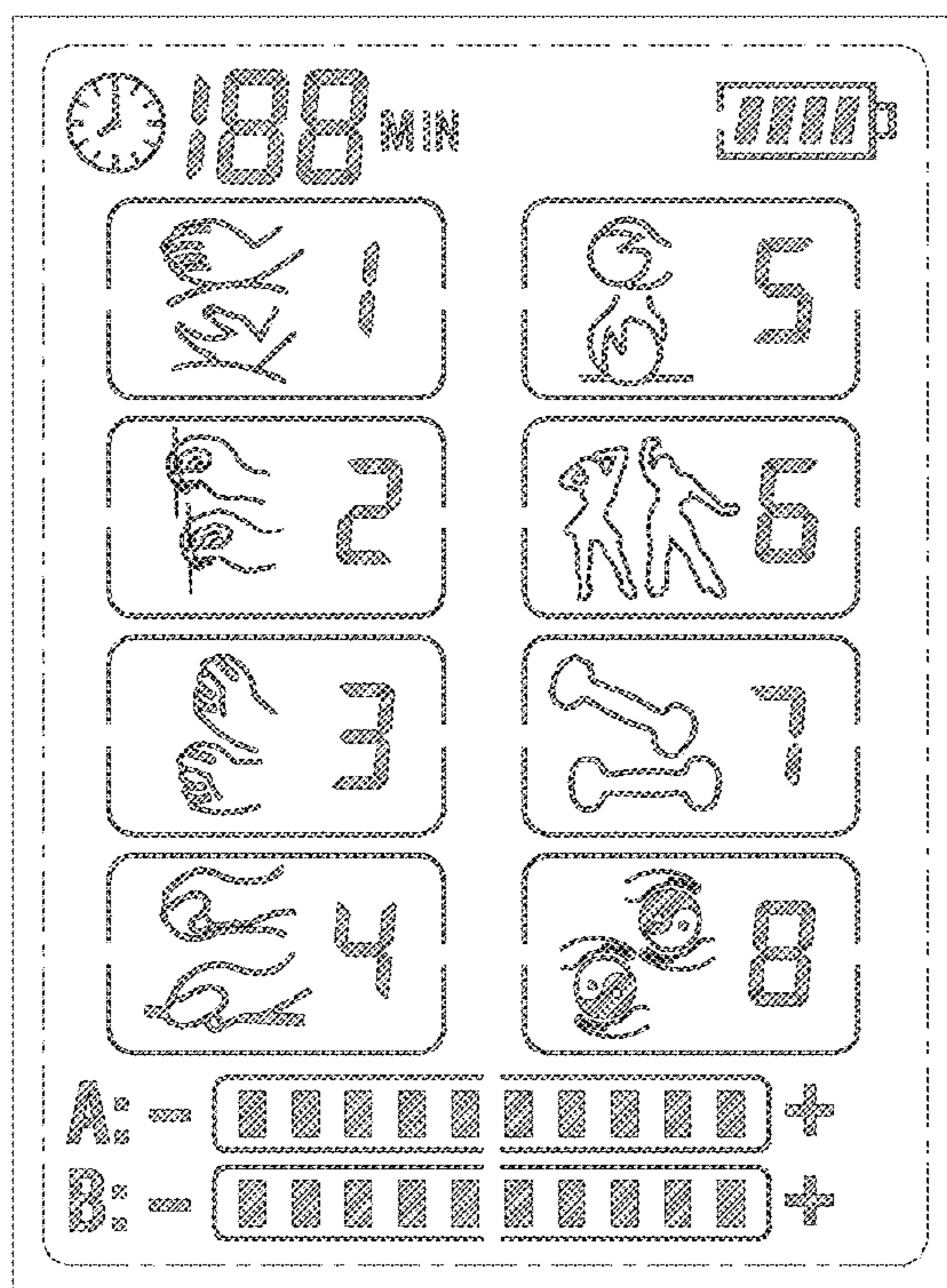
(57) **CLAIM**

The ornamental design for a display screen with graphical user interface for an electrotherapy device, as shown and described.

DESCRIPTION

FIG. 1 is a front view of a display screen with graphical user interface for an electrotherapy device; and, FIG. 2 is a front view of a second embodiment thereof. The broken line showing of the boundary of the graphical user interface forms no part of the claimed design.

1 Claim, 2 Drawing Sheets



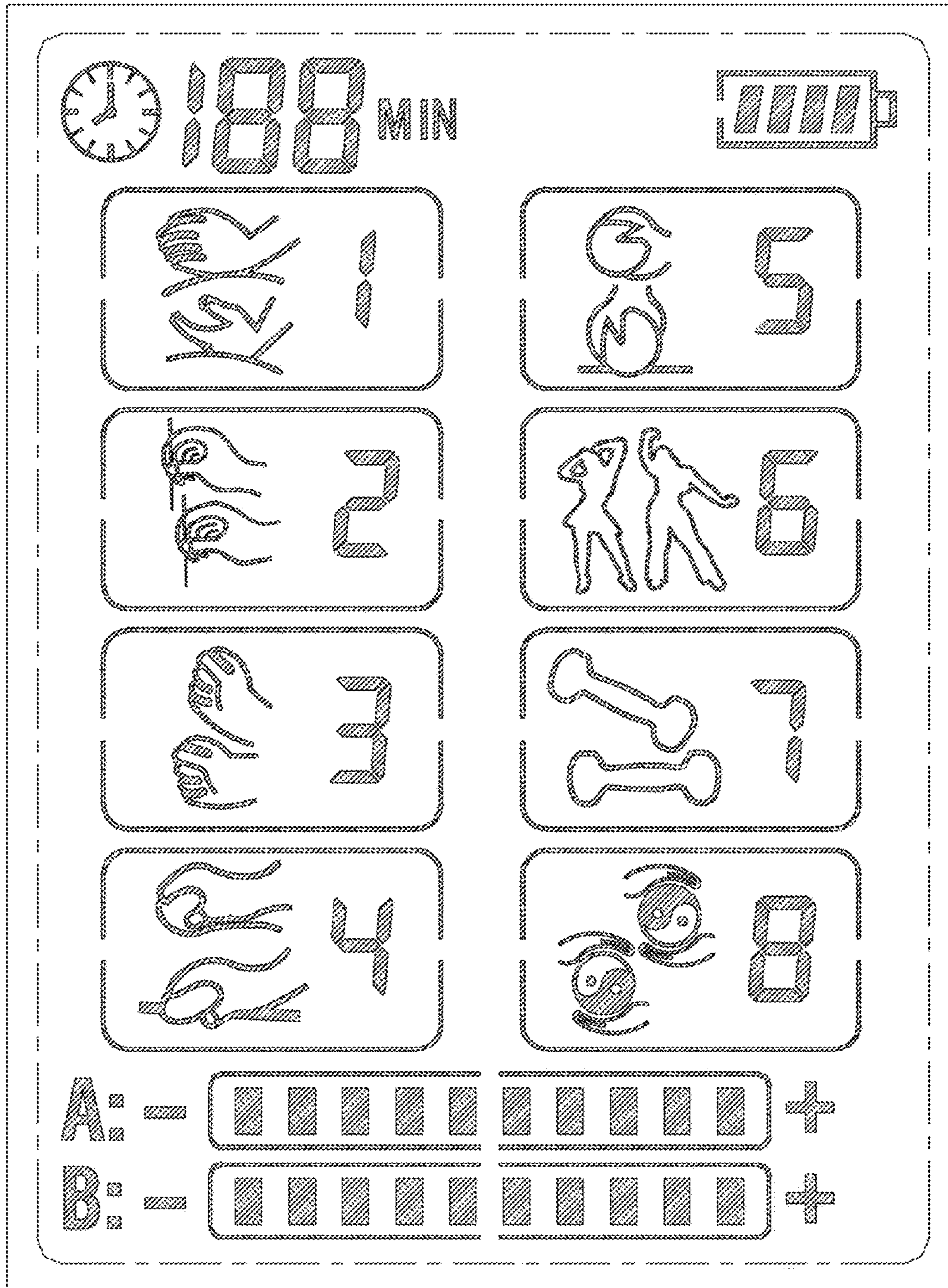


FIG. 1



FIG. 2