



US00D759051S

(12) **United States Design Patent**
Bauer et al.

(10) **Patent No.:** **US D759,051 S**
(45) **Date of Patent:** **** Jun. 14, 2016**

(54) **PORTION OF A DISPLAY SCREEN WITH AN ICON**

(71) Applicant: **Pooch Technologies Limited**, London (GB)

(72) Inventors: **Dan Bauer**, London (GB); **Graham Todman**, London (GB)

(73) Assignee: **POOCH TECHNOLOGIES LIMITED**, London (GB)

(**) Term: **14 Years**

(21) Appl. No.: **29/493,349**

(22) Filed: **Jun. 9, 2014**

(51) **LOC (10) Cl.** **14-04**

(52) **U.S. Cl.**
USPC **D14/485**

(58) **Field of Classification Search**

USPC D14/485-495; D10/6-7, 30, 33,
D10/96-101, 122-128

CPC G04G 9/00; G04G 9/0064
See application file for complete search history.

(56) **References Cited**

U.S. PATENT DOCUMENTS

4,531,841	A *	7/1985	Puff	G04B 45/0061	368/228
D392,632	S *	3/1998	Spiegel	D10/125	
D669,499	S *	10/2012	Gardner	D14/495	
D716,840	S *	11/2014	Gurley	D14/490	
D738,244	S *	9/2015	Shallice	D10/81	
D739,872	S *	9/2015	Bang	D14/488	
D741,898	S *	10/2015	Soegiono	D14/488	
D744,535	S *	12/2015	Shin	D14/489	
D745,046	S *	12/2015	Shin	D14/489	
D747,738	S *	1/2016	Park	D14/492	
D747,740	S *	1/2016	Lee	D14/492	

2008/0113793	A1 *	5/2008	Miyamoto	A63F 13/005	463/31
2009/0249388	A1 *	10/2009	Seidel	H04N 21/4126	725/32
2015/0093475	A1 *	4/2015	Gutting	A23K 1/1846	426/87
2015/0356701	A1 *	12/2015	Gandy	G06Q 50/22	705/2
2015/0375085	A1 *	12/2015	Molyneux	A43B 1/0054	2/22

OTHER PUBLICATIONS

Animals | Novelty Car Rear Windscreen Display | Wiper Waggers. WiperWaggers.com, © 2015, posting date not given, [retrieved Oct. 13, 2015]. Retrieved from the Internet, <URL: <http://www.wiperwaggers.com/products-animals.php>>.*

* cited by examiner

Primary Examiner — Eric Goodman

Assistant Examiner — Rachel Voorhies

(74) *Attorney, Agent, or Firm* — Polsinelli PC

(57) **CLAIM**

The ornamental design for a portion of a display screen with an icon, as shown and described.

DESCRIPTION

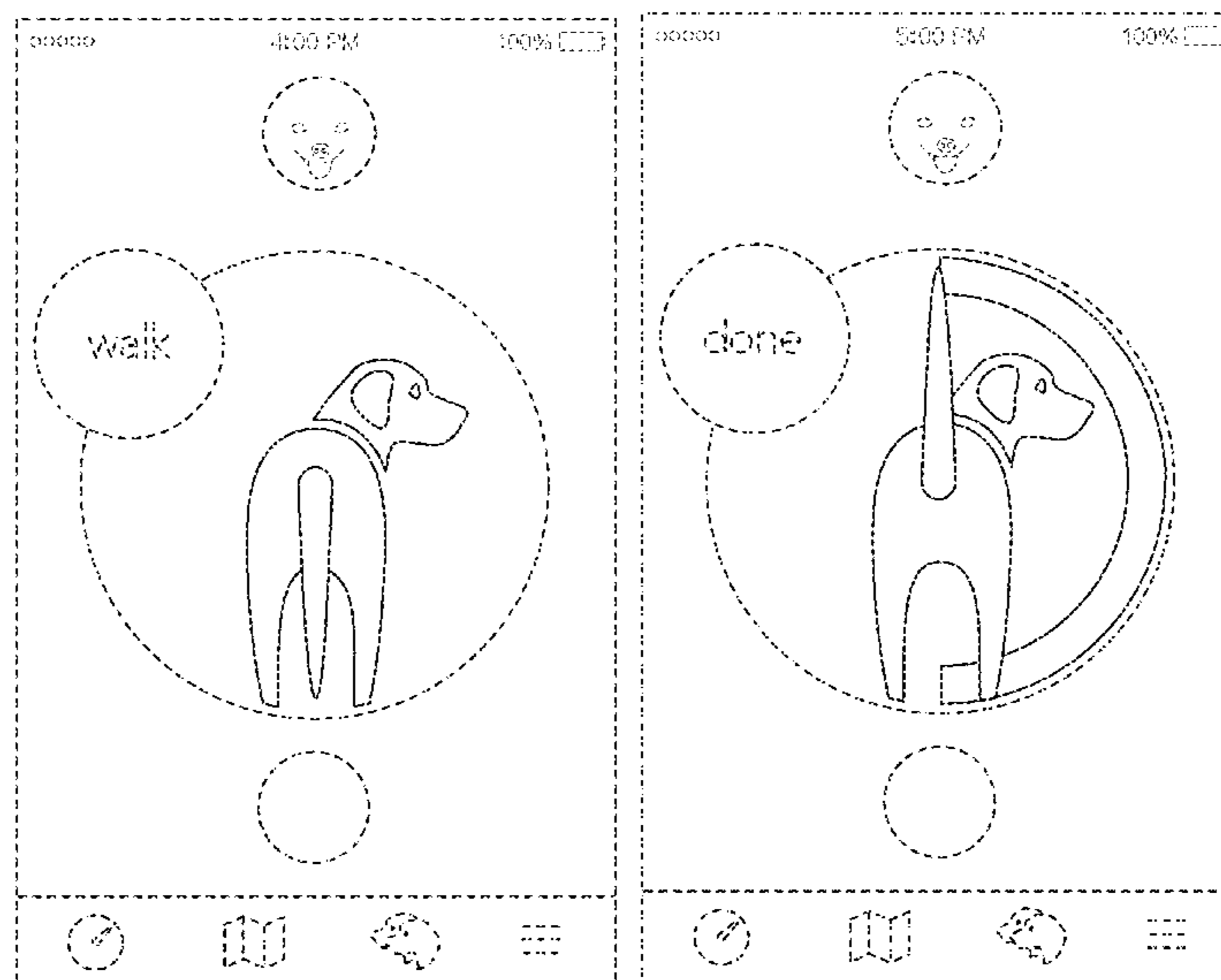
FIG. 1 is a front view of the first image in the sequence for a portion of a display screen with an icon according to one embodiment of the claimed design;

FIG. 2 is a front view of the second image thereof; and,

FIG. 3 is a front view of the third image thereof.

The appearance of the portion of the display screen sequentially transitions between the images shown in FIGS. 1-3. The process or period in which one image transitions to another forms no part of the claimed design. The broken line showing a portion of a display screen and/or device for displaying the icon is for the purpose of illustrating environmental structure and forms no part of the claimed design.

1 Claim, 3 Drawing Sheets



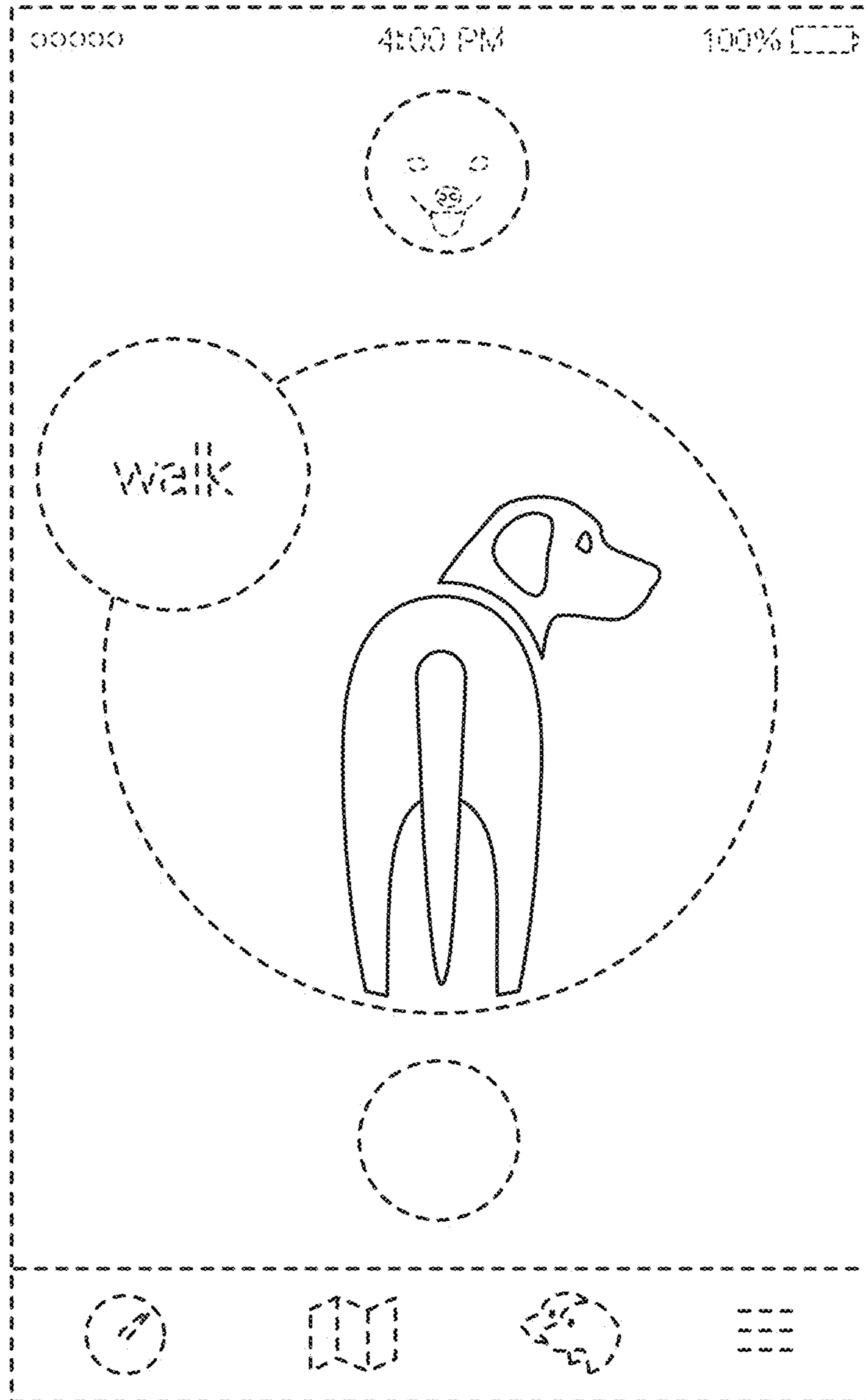


FIG. 1

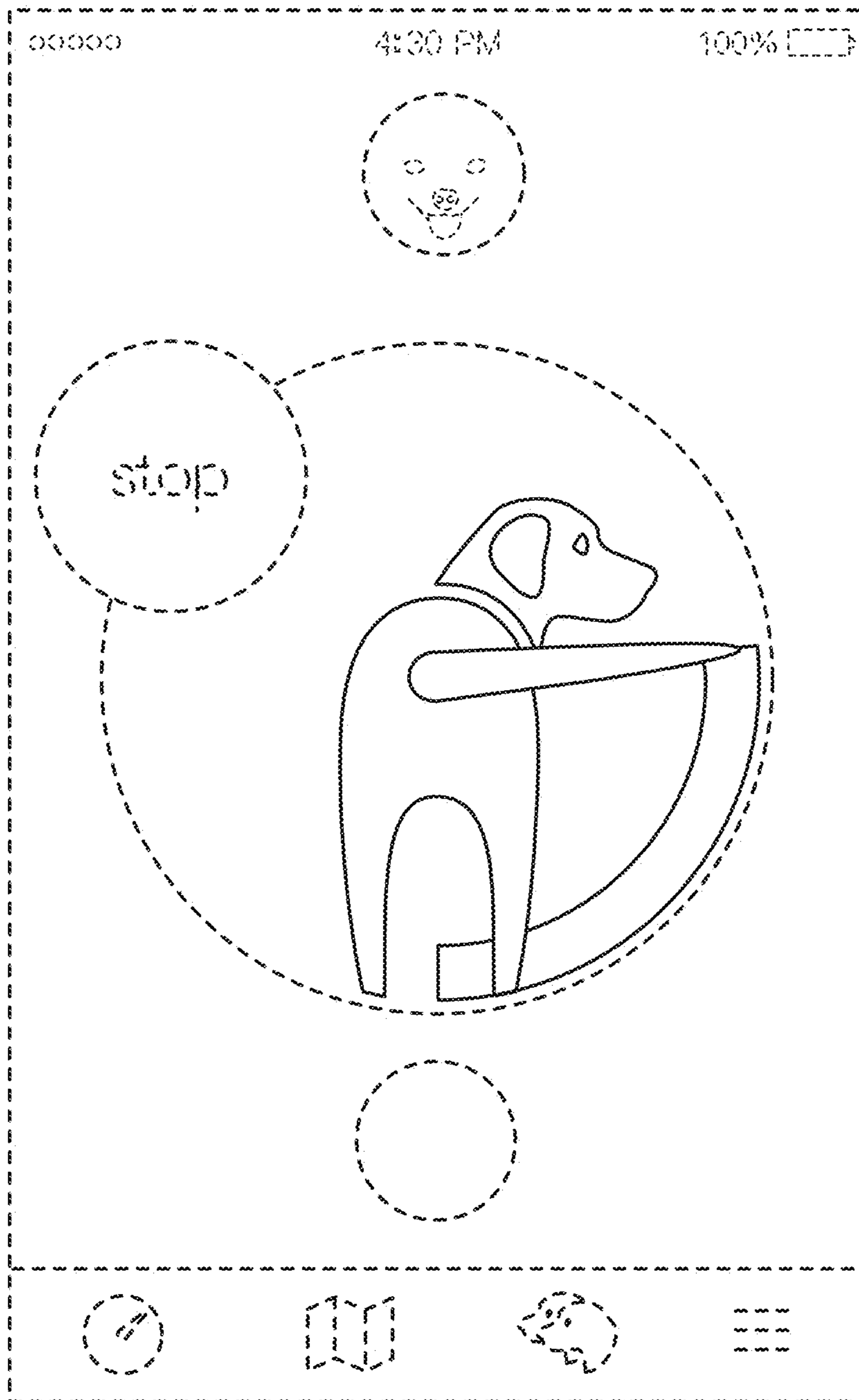


FIG. 2

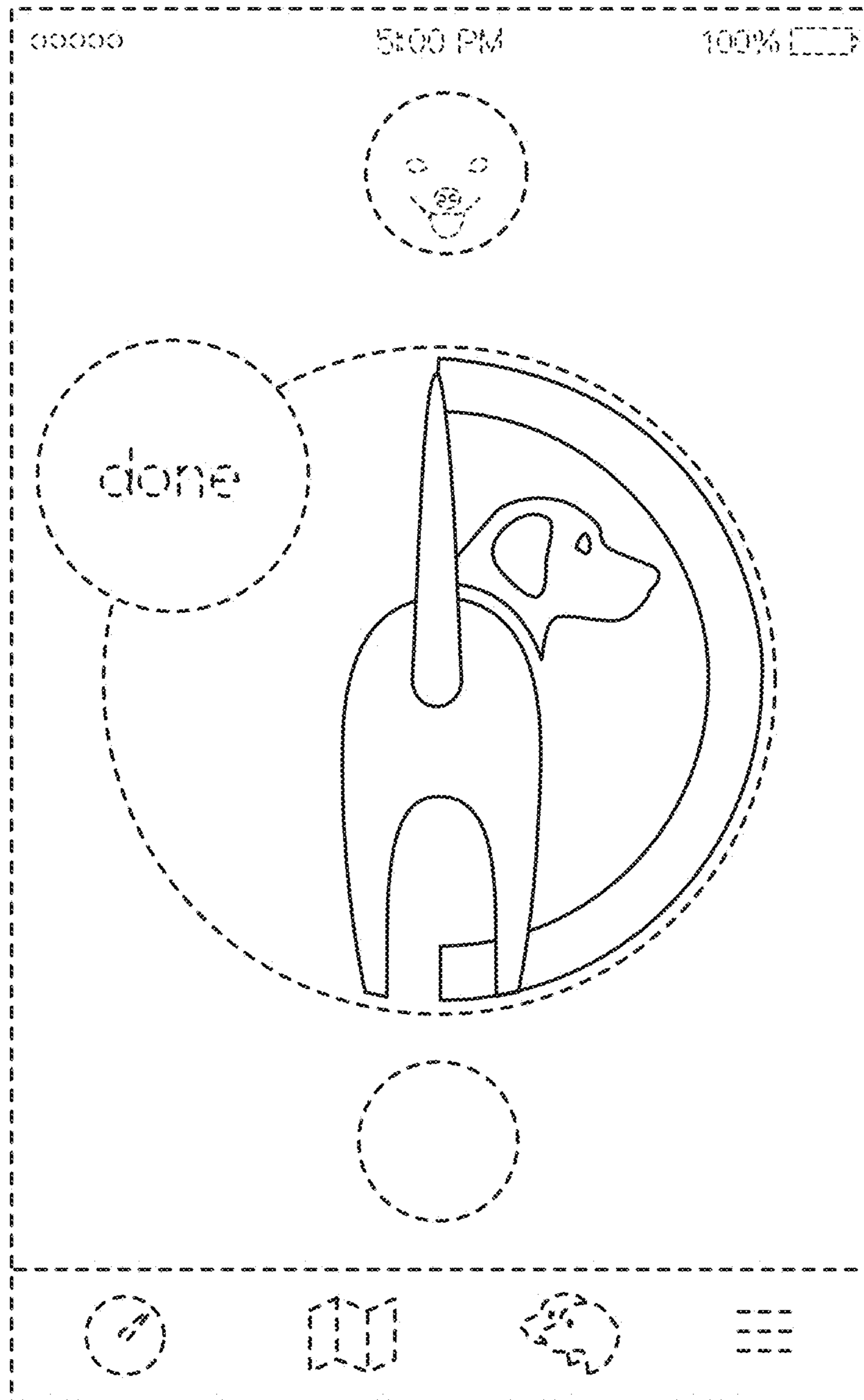


FIG. 3